



THE 11:METRE ONE DESIGN





11:METRE
ONE DESIGN CLASS



**FULL BATTENS GIVES THE
MAINSAIL GREAT SHAPE
AND LONG LIFE.**

THE ACTION.

The Ron Holland designed scaled down version of the new America's Cup Class, the 11:Metre One Design, is going to be the real attraction for the demanding sailor during the next decade. Designed for the future as a fast, maneuverable daysailer the 11:Metre offers exciting performance. The 11:Metre attracts sailors from all camps. Pros as well as family sailors will want to be part of the real action. This is true in every country where the 11:Metre is introduced, the USA, Japan, Australia, New Zealand, Italy, Great Britain, France and the Scandanavian countries.

THE FUN.

It is fun and exciting to sail. A yacht offering exclusive high-end features, where racing skills rather than acrobatic youthfulness will be decisive. The interior is simple but effective. The 11:Metre One Design is not designed as a cruising boat, but as a real sailing yacht that puts sailing performance at the top of the list.

The rig with its fully battened main and self-tacking jib is trimmed with permanent backstay, runners and checkstays. The masthead spinnaker is carried on an oversized pole. All this makes the yacht easy to sail and contributes to greater sailing fun. When daysailing you can take away the runners as if they are there only for trimming reasons and not for safety, not even under spinnaker.

THE THRILL.

The easily driven hull, combined with the large sail plan, makes sailing a thrill. The 11:Metre points high and goes fast even in light air. Acceleration is superior to all other keelboats in the same size and she planes readily in moderate air. The glassfibre covered lead keel makes sailing stable and comfortable.

The deck layout with the spacious cockpit makes it easy to sail with plenty of room for everyone. It includes a full hardware package from the best suppliers in the world. Even the running rigging is complete ready to race. A tabernacle makes it easy to step and unstep the mast without the need for a crane.

THE QUALITY.

The 11:Metre One Design is designed and built with the finest materials on the market. The hull sides and deck are made of fiberglass/balsa sandwich construction for a light, strong and durable boat. The glassfibre innerliner goes from bow to stern and takes up loads created when sailing. The keel is attached to the hull with a large flange which will safely distribute the load in case of an accidental grounding.

THE DESIGN.

The 11:Metre One Design is a strict one design. The class rules prohibit all changes that are not specifically permitted. This ensures that every boat is equal. A crew weight limit allows everyone to race on equal terms, old against young, men against women. Class rules do not allow hiking. With its 2.5 metre (8' 2") beam the 11:Metre is trailerable without wide load permits. You may trailer it legally in almost any country, even after dark.

RELAXATION.


Take your friends or family on a lazy cruise around the bay. It's a great escape and a good time to learn everything about the boat. Teach your kids to sail with fun and excitement. Go for a camplike weekend cruise. The very long bunks with 2" foam makes sleeping aboard comfortable. Carry a one-burner stove, cooler and provisions under the long cockpit and enjoy life, relaxing on a fun sailboat.

THE PRICE.

This boat fills a vacuum in a sport where money has come to play too big a role. The modern design and building methods ensure a low price. The 11:Metre One Design is great value to buy, and inexpensive to maintain. The 11:Metre One Design is the sailors choice for the nineties, not just for the dedicated sailor, but for anyone that wants to enjoy sailing.



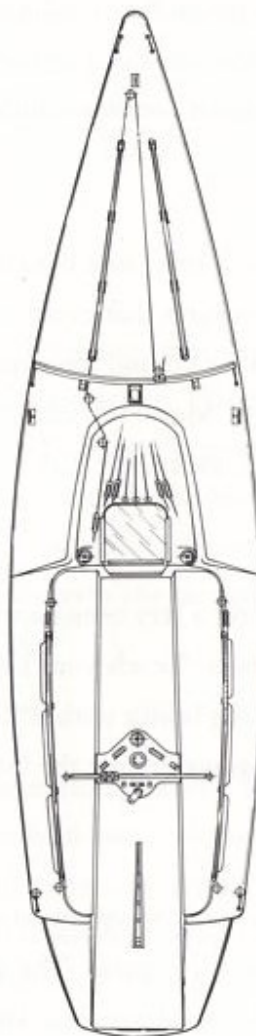
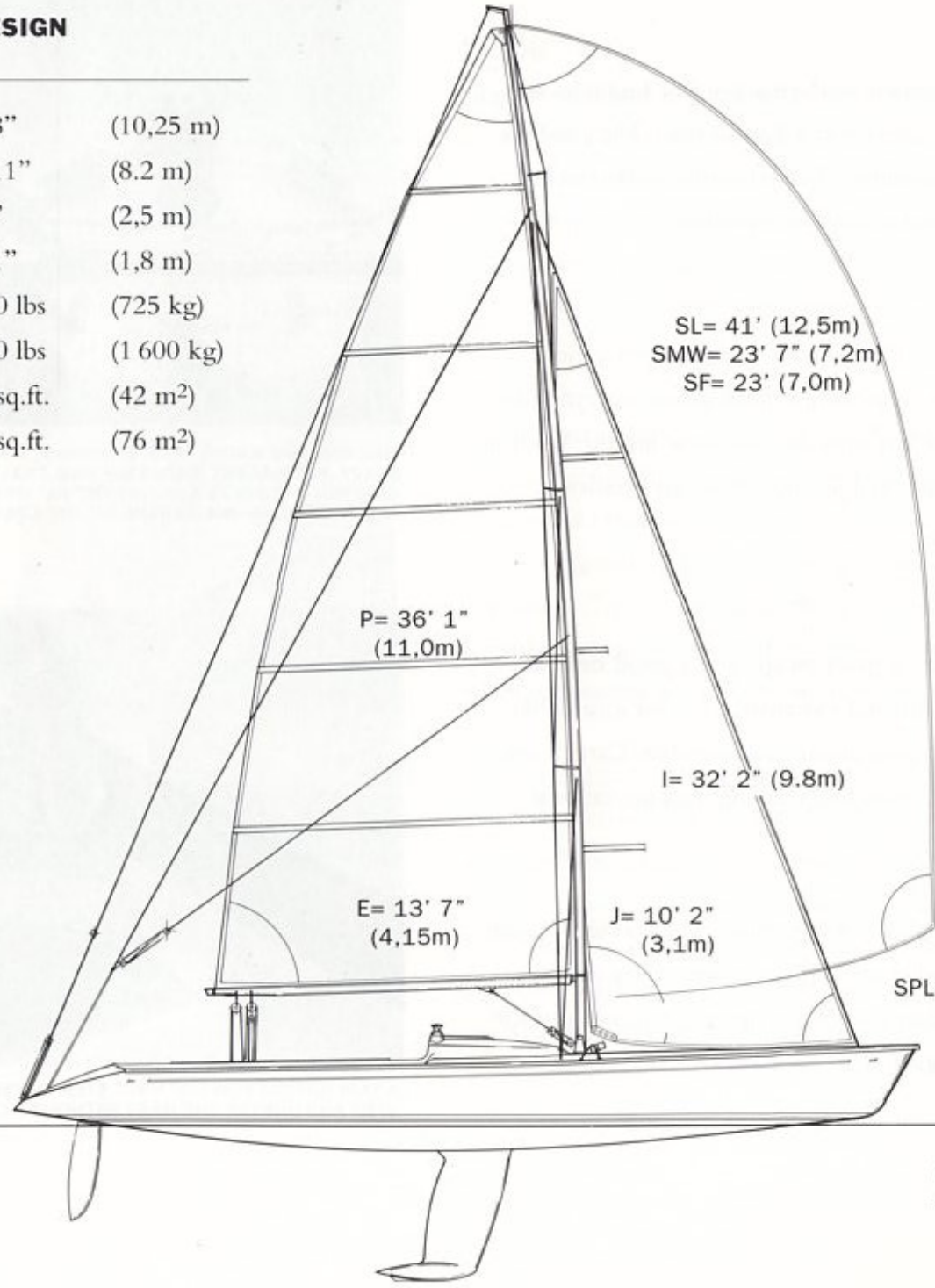
THE RUNNING BACKSTAYS, COMPASS, MAIN-SHEET, PERMANENT BACKSTAY AND TRAVELLER CONTROL WITHIN REACH FOR THE HELMSMAN. ALL LOCATED IN THE CENTRE OF THE COCKPIT.



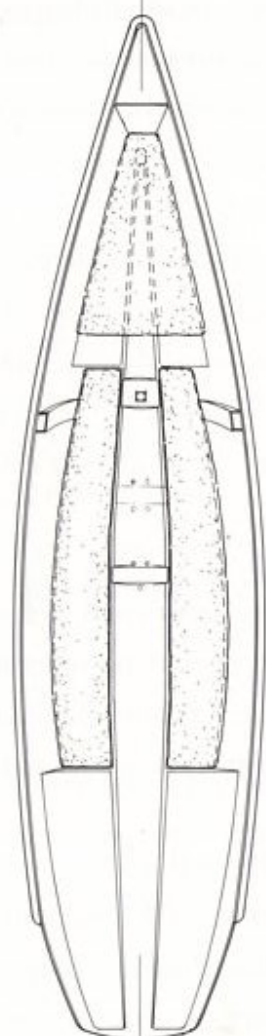
A TABERNACLE FOR THE MAST STEP MAKES IT EASY TO STEP AND UNSTEP THE MAST WITHOUT A CRANE.

**11:METRE ONE DESIGN
SPECIFICATIONS.**


LOA	33' 8"	(10,25 m)
LWL	26' 11"	(8.2 m)
BEAM	8' 2"	(2,5 m)
DRAFT	5' 11"	(1,8 m)
KEEL	1 600 lbs	(725 kg)
DISP	3 600 lbs	(1 600 kg)
SAILAREA	450 sq.ft.	(42 m ²)
SPINNAKER	810 sq.ft.	(76 m ²)



DECK



INTERIOR





11-METRE ONE DESIGN



THE 11:METRE ONE DESIGN

