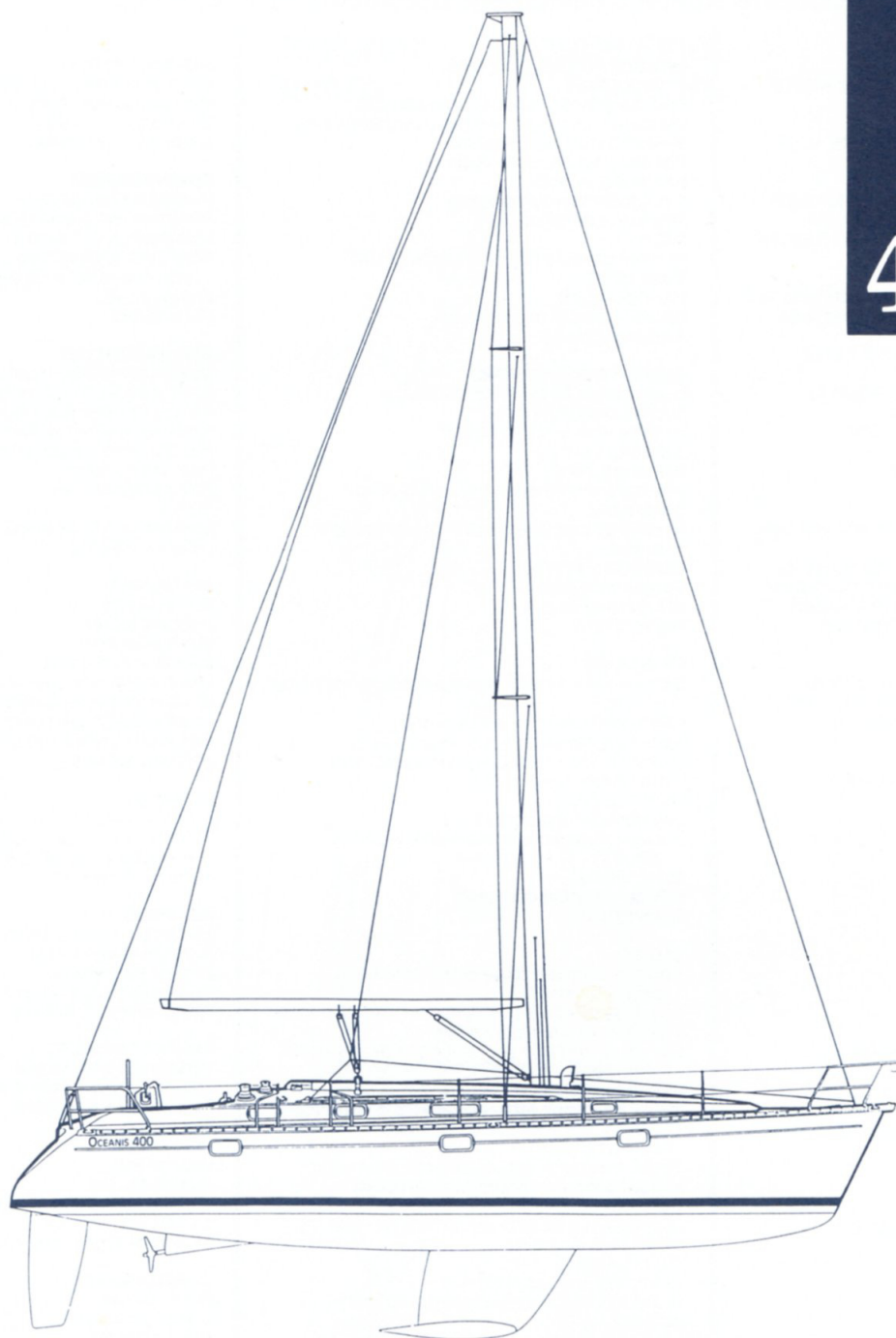


BENETEAU

OCEANIS

400



RIG DIMENSIONS

I	48.23'	14.70 m
J	13.50'	4.11 m
P	42.30'	12.89 m
E	15.70'	4.79 m
Sail Area (100%△)	670 sq.ft.	62 sq.m

SPECIFICATIONS

L.O.A.	39'9"	12.12 m
L.W.L.	34'11"	10.64 m
Beam	12'10"	3.91 m
Draft (Bulb/Wing)	5'6"	1.68 m
Draft (Shoal/Bulb)	4'8"	1.42 m
Displacement	16,000 lbs. approx.	7258 kg
Ballast	5,600 lbs. approx.	2540 kg

SPECIFICATIONS

OCEANIS 400

Includes all standard equipment listed below, F.O.B. Marion, S.C.

DECK FITTINGS

Anodized aluminum stemhead fitting with (2) rollers, one tilting
Anodized aluminum toerails
(4) anodized aluminum mooring cleats
(4) roller fairleads, aft and amidships
Aft anchor roller to port
SS bow pulpit with red/green navigation light
SS two part stern pushpit with removable lifeline, horsehoe buoy support and flagstaff holder
24" stainless steel stanchions
Double SS lifelines with gates port and starboard
Self draining anchor locker with anchor rode eyestrap
Manual windlass recessed in anchor locker
(2) handrails on coachroof
Halyards and maneuvering lines led aft to cockpit under a deck cowling
(7) spinlock stoppers for halyards and maneuvering lines
(4) 6" aluminum anodized cleats
(2) 30CST maneuvering winches
(2) 48CST genoa sheet winches
Mainsheet traveller on coachroof with adjusting lines
Coachhouse mounted genoa tracks with cars
(2) genoa sheet turning blocks on coachhouse
(2) sail and liferaft storage lockers in cockpit
Lazarette locker with access to steering quadrant
Teak slats on cockpit seating
Aft swim platform access door in transom
SS swim ladder with teak steps and hand hold
(2) equipment lockers in swim platform
Stern light on transom
Transom fender
Cockpit table/steering pedestal with:
(2) folding leaves
Table light
Insulated icebox with drain
Hand hold
Leather covered wheel
Glassholder on pedestal
Compass
Engine instrument panel
Single lever engine control
Panel for electronics
Stern pulpit seat

MAST AND RIGGING

Anodized aluminum mast and boom
Double aft swept spreaders
In-mast mainsail furler
Genoa furler with drum recessed below deck
Mast step with halyard turning blocks
Anchor light
Steaming light

Standing Rigging:

Stainless steel discontinuous rigging
Forestay
(2) backstays
(2) upper shrouds
(2) forward lower shrouds
(2) aft lower shrouds

Running Rigging:

Main halyard
Genoa halyard
Genoa sheets
Mainsheet
Main topping lift
Traveller control lines
Furler control line
Mainsail furling control lines

SAILS

Furling mainsail
153% furling genoa with UV strip

INTERIOR ACCOMMODATIONS

Forward head:
One piece molded head compartment
USCG approved marine head and holding tank
Sink with stainless towel bar
Hot and cold pressure water
Hand held shower
Electric shower sump pump
Storage cupboards
Mirror
Lewmar trimline opening hatch 18" x 12"
Roller blind
Fixed portlight
Opening port in coachhouse
Halogen lighting

OWNER'S CABIN FORWARD

Double pullman berth to starboard
Shelves along hull side
(2) large drawers under berth
Settee to port
Hanging locker
Lewmar trimline opening hatch 20" x 15"
Roller blind
(2) Lewmar opening ports in coachroof with blinds
(2) fixed ports in hull
Dorade ventilator
Halogen lighting
Reading light

MAIN SALON

U-shaped settee with water system access under aft end
Salon table with storage in center
Table folds down to form double berth
Lockers and bottle storage along hull side
Handrail along coaming
Fixed hull port
Lewmar opening port 23" x 5"
Lewmar trimline opening hatch overhead 20" x 15"
Roller blinds
Halogen lighting overhead
Reading lamps

GALLEY

3 burner propane stove with oven and ss protection bar
Double ss sinks with hot and cold pressure water
Carving board fillers for sinks
Sea water foot pump with ice box drain system plumbed
Dish drainage locker
Insulated icebox with two baskets (6 cubic foot)
12 volt refrigerator in front loading compartment
12 volt freezer in top loading compartment
Roll out grocery storage compartment
Trash can
Dust collection pan built into cockpit sole
Handrail on coaming
Fixed hull port
Lewmar opening port 12" x 5"
Lewmar trimline opening hatch 10" x 10"
Roller blind
Halogen lighting
Neon light over working space
Curved portlight to cockpit

NAVIGATION STATION AND SALON

Large hanging locker
Aft facing chart table
Drawer and locker under table
Locker in chart table seat
Book rack and shelf
Hinged panel for electronics installation
Hinged multi function 12 volt electrical control panel

Fixed port in hull
Lewmar opening port 23" x 5"
Red/white night light
Handrail on coaming
Large storage cabinet

COMPANIONWAY

Plexiglass sliding hatch
Plexiglass hatch boards with vent
Aluminum hatch board frame
Fiberglass engine cover with molded wood steps and non-skid on treads
Engine access
(2) handrails

AFT HEAD TO PORT

One piece molded head compartment
USCG approved marine head and holding tank
Electric shower sump pump
Sink with stainless steel towel bar
Hot and cold pressure water
Hand held shower
Storage cupboards
Mirror
Lewmar 12" x 5" opening port with blind
Halogen lighting

AFT CABIN(S)

Double berth
Hanging locker
Storage lockers
Engine access panel
Lewmar trimline opening hatch 10" x 10"
(2) Lewmar opening ports 12" x 5"
One fixed portlight to cockpit
Blinds on hatches and ports
Halogen lighting

PLUMBING

Pressure water pump
Accumulator on pressure water system
Rigid water tanks 140 gallons
Shower at transom

ELECTRICAL

24 Function 12 volt electrical panel
Pressure water pump
Electric bilge pump
Accumulator tank on pressure water system
Water heater 12 gallons

ENGINE EQUIPMENT

Perkins 50 Prima engine
Engine compartment insulation
Fuel capacity 41 gallons
Fuel gauge
Hourmeter
Tachometer
Engine alarms
1 x 75 amp battery
1 x 200 amp battery
Battery charger 110v/40 amps

MISCELLANEOUS

Winch handles
Owner's manual
Spare parts kit

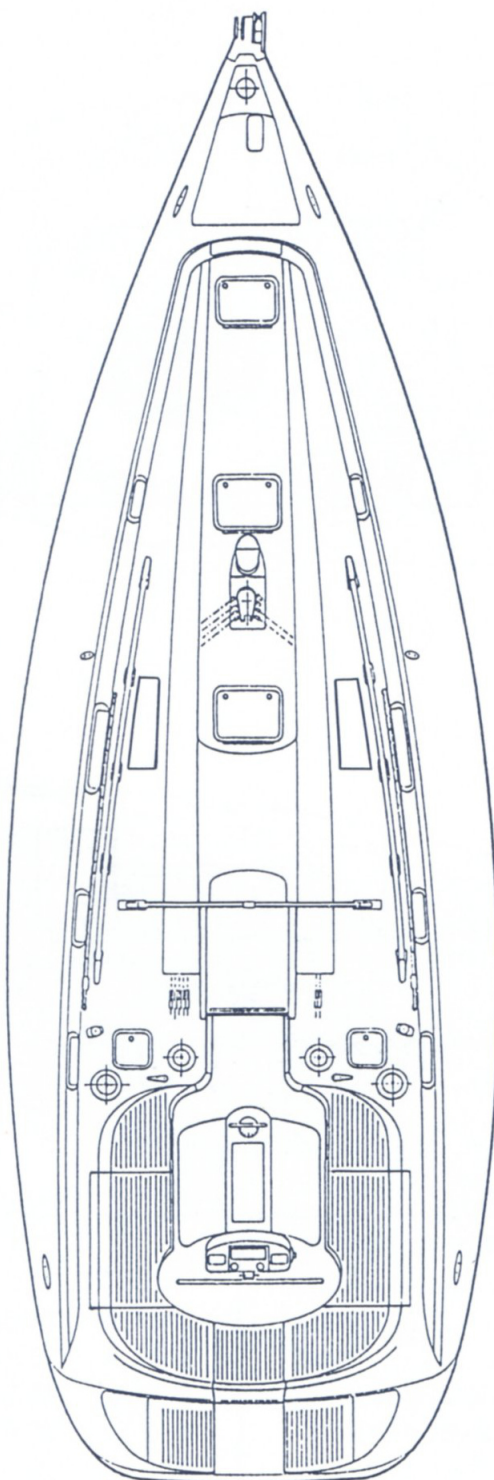
The manufacturer reserves the right to change price and specifications without notice.

OCEANIS 400

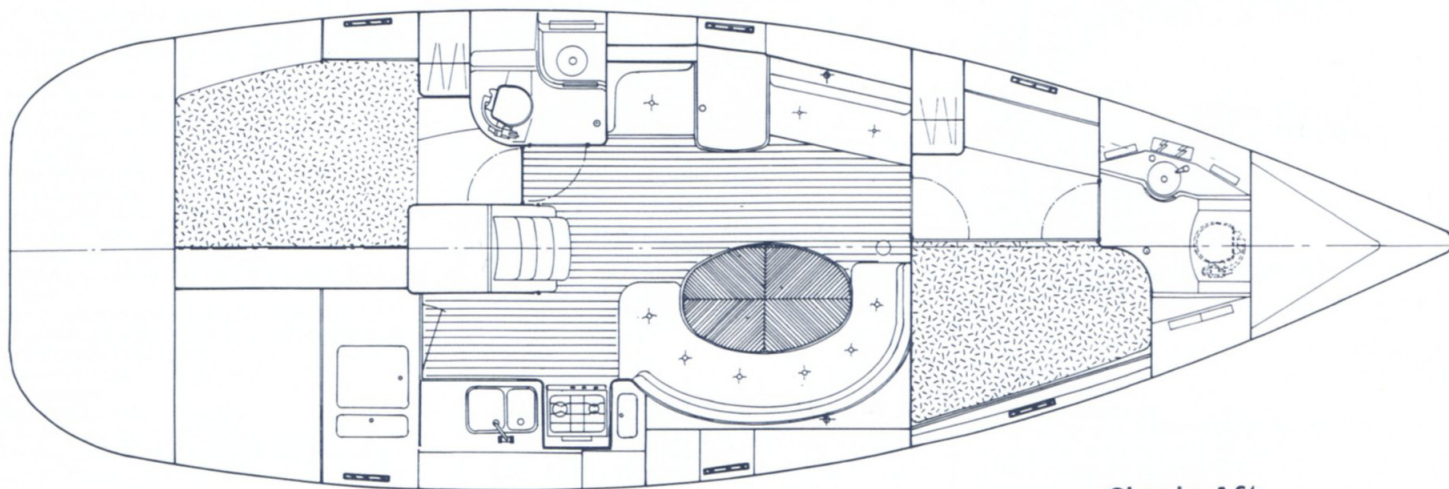
Designer
Berths

Groupe Finot
6/7 persons

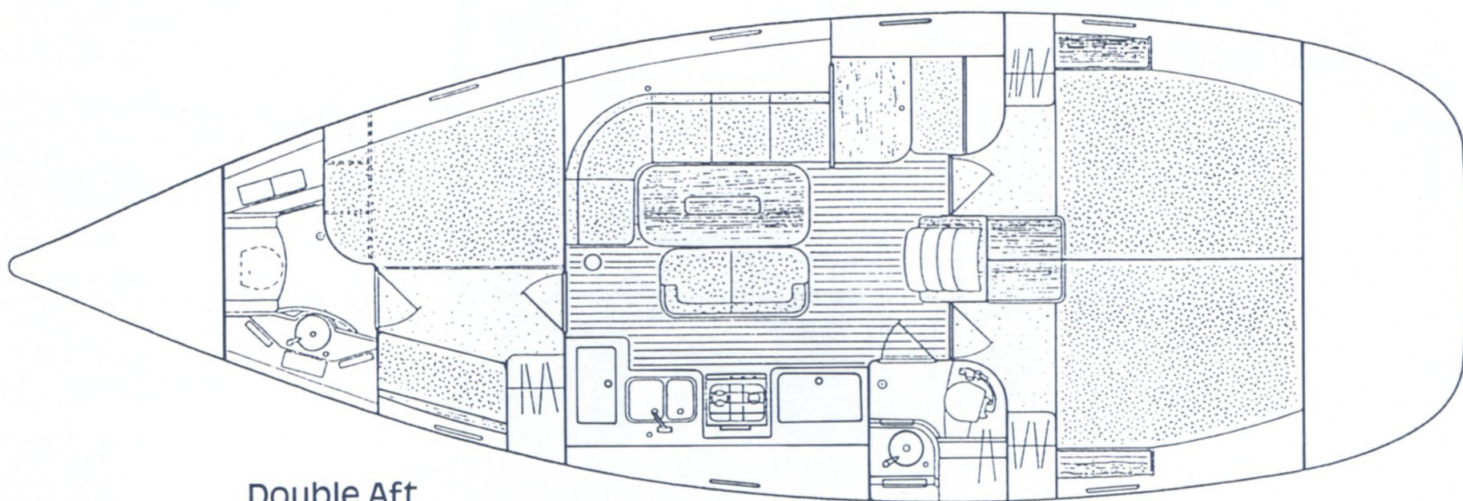
DECK LAYOUT



INTERIOR LAYOUTS



Single Aft
Version #1



Double Aft
Version #2

