





***Buccaneer***





*Top grade woven roving for lasting strength.*



*All walking surfaces are nonskid.*

1. Stainless steel stanchions and pulpits—strong because they have to be.
2. Ventilating hatch and portlights for extra comfort and belowdecks.
3. Top quality standing and running rigging.
4. Upholstery fabrics are specified for easy care and long life.
5. Interiors are richly appointed with kiln-dried teak.
6. Through-hull fittings below the waterline are flush-mounted seacocks.



# Buccaneer: designed to work; built to last

When you know what goes into each Buccaneer, you'll know why anything else is second best.

We start with the right designs, drawing upon the talents of our own staff and of world famous people like Bill Garden and others, to create boats that meet rigid performance and comfort requirements. Throughout the exacting process from drawing board to sea trials, each boat is constantly tested and evaluated, so we're sure it's right before it goes into production.

Throughout the building process, we use the finest materials possible; from gel coat to upholstery fabric, everything is specified for high strength, low maintenance and long life...all this to give you years of enjoyable sailing, and a higher return on your investment.


Buccaneer hull and deck components are all laidup by hand, using several alternating layers of strand and woven roving, overlapped at stress points for maximum strength where it counts. This unique process bonds the roving layers into a tightly integrated unit. After the basic layup, each hull is further strengthened, depending on model, by sealed wood stringers, score foam laminate and marine grade plywood. Cabin tops and decks are stiffened with plywood or end-grain balsa core. Hull and deck are joined with stout fastenings every six inches and permanently sealed and reinforced.

All deck hardware is top quality, specified for strength. Permanently anchored in place, they're through-bolted to buttblocks and bedded in sealant.

Windows, portlights and hatch covers are made of tempered glass and heavy grade plex; lifelines and stanchions are the toughest available, because they have to be. And for secure footing on board, non-skid surfacing is molded into decks, so it won't peel or wear off.

To insure absolute quality control, most components are fabricated in-house: all upholstery work, dodgers, wiring systems, cabinetry and joiner work are done by Buccaneer to Buccaneer's specifications—not someone else's. So you get a boat that goes together right, works right and lasts a long, long time.

There's no better way to build boats; to us, it's the only way. Because we know you won't come back a second time for second best.



7. Deck hardware is through bolted for extra strength.
8. Gel coat formulated with neopentyl glycol—more scratch and fade resistant.
9. All structural wood components not sealed in fiberglass are treated with preservative.
10. Winches are top quality for years of service.
11. Teak grab rails conveniently located.
12. Diesel auxiliary power standard on many models.



## Buccaneer 335







Efficient galley for easy food preparation.



Chest of drawers hanging locker.



Salon is inviting, well-suited for comfortable cruising.



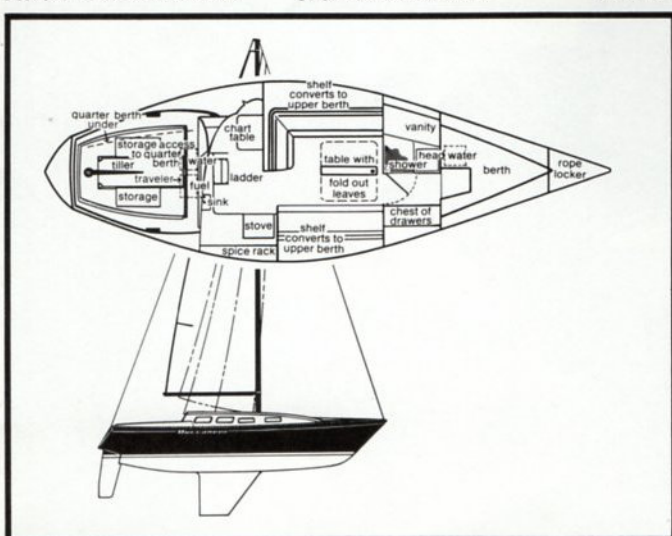
Private head with shower.




Chart table standard.



Settees convert to bunks.



Hull is state of the art.



Internal halyards...



Lead to stoppers.

This is the production boat that beat all others in the 1978 World 3/4 ton championships. The boat that took the production trophy in the 3/4 ton North American championships. Won the prestigious Adams Cup. And chalked up a phenomenal list of club victories to boot.

Yet perhaps most surprising is that it's fully equipped for long-range cruising, with standard diesel power and a host of amenities you wouldn't expect to find on a world-class racer.

The 335 is supremely comfortable and delightfully easy to sail. Strong? It's built for offshore racing, so it'll take whatever your kind of cruising dishes out.

#### STANDARD EQUIPMENT:

**Cockpit:** Drains, port, starboard seats, winch handle storage, non-skid surface.

**Engine:** 13 hp Volvo diesel, throttle and shift lever, 11 gallon fuel tank, 35 amp alternator, sound insulation, engine instrumentation.

**Galley:** Formica top cabinet, top loading ice box, deep stainless steel sink, gimbaled two burner alcohol stove w/oven, 20 gallon water system, teak floor.

**Hardware:** Bow pulpit with double life lines, mooring cleats, gunwale guard, teak handrails, foredeck hatch, international running lights, stainless steel stern pulpit, flush thru hull fittings with seacocks.

**Enclosed Head:** Formica top cabinet, cabin light, stainless sink, vanity, water system, self-contained head, mirror.

**Rigging:** Black aluminum boom, genoa tracks (2), Black aluminum mast with double spreaders, internal halyards and complete stainless steel rod rigging; Jack stay track and car, outhaul, sheet stoppers, topping lift, main sheet traveler, turning blocks, halyard winches (2).

**Safety:** Manual bilge pump, fused electrical system, non-skid deck surfaces, self-bailing cockpit, vented engine compartment.

**Salon:** Teak floor and bulkheads, teak overhead hand rails, cabin lights, settees—convert to berths for five, stowaway table.

**Aft Stateroom:** Privacy curtain, chart table, berth, reading light, storage drawer.

**Forward Stateroom:** Fabric covered "V" berth, privacy curtain, translucent hatch vinyl headliner, teak hull sides, reading lights, rope locker.

**Storage:** Galley cabinets, under "V" berth, hanging lockers, under and behind settees, head vanity, rope and anchor locker.

#### AVAILABLE ACCESSORIES:

Extra battery w/switch, fold down boarding ladder, bottom paint, cockpit dodger, compass, dockside power with cord, marine head w/tank, pumpout head, hot water: sail cover main and 150% genoa sails, sea water strainer, shower, spinnaker gear, racing package: (includes boom vang, folding prop, hiking stick).

#### SPECIFICATIONS:

Waterline length 26'6" (8.08m); Length overall 32'10" (10.00m); Beam 12'6" (3.81m); Displacement 9300 lbs. (4222 kg); Ballast 4600 lbs. (2088 kg); Maximum headroom 6'0" (1.83); Height waterline to top of mast 46'8" (14.22m); Draft 73" (1.83m); Sail area w/100% genoa 493 sq. ft. Water capacity 20 gallons (72 l); Fuel capacity 11 gallons (42 l).

**Sail Plan:** I: 43.0'; J: 13.83'; P: 38.3'; E: 10.25'.



# Buccaneer 305







Deck locker stows line, ground tackle.



All sheets lead to cockpit for singlehanded.



Salon rivals many 36-footers...



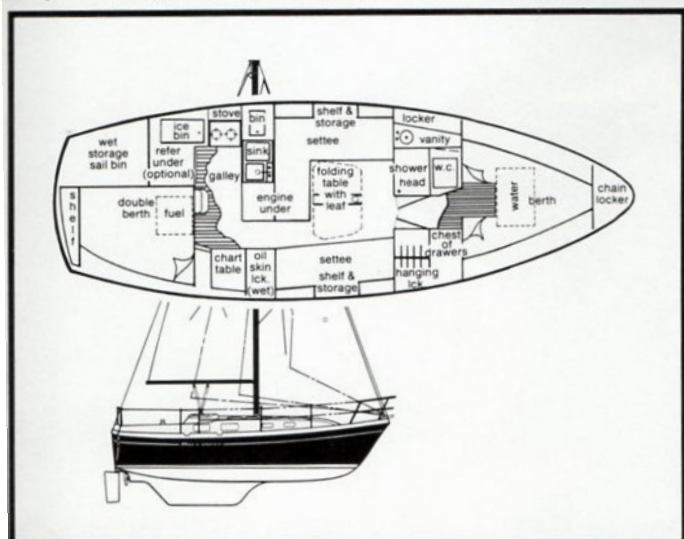
galley rivals many homes.



Drop-leaf dining table, chart table, wet locker, all standard.



Clothing storage abounds.



Heavily ballasted hull is stable and balanced.



Head with vanity, shower.

Naval architect Bill Garden designed the 305 in the finest seagoing tradition; it's built to go anywhere, and to take you there in supreme comfort.

The spacious interior is positively loaded with homelike comforts, richly appointed with teak and warm fabrics, and arranged to give you the best possible use of available space.

The 305's performance proves that cruising boats can also be fast. Tall rig, long waterline and fine entry provide excellent performance to weather, and the long-run keel gives you straight tracking, even under spinnaker. The 48 inch draft allows you to sneak into quiet coves where others can't. Standard diesel power gets you where you're going — and back — weather or not.

#### STANDARD EQUIPMENT:

**Cockpit:** Drain, storage locker, seats (3), pedestal steerer, non-skid surface.

**Electrical:** 110V Dockside power w/ cord, 110V hot water heater, AC breakers, batteries (3), fused DC electrical system, distribution panel, battery charger.

**Engine:** Sound insulated engine box, 42 gallon fuel tank, Volvo diesel, throttle and shift controls, engine instrumentation.

**Galley:** Formica top cabinet w/ sea rails, garbage hamper, top loading ice box, double sink, gimbaled alcohol stove w/ oven, 36 gallon water system.

**Hardware:** Anchor roller, mooring cleats, genoa rails, gunwale guard, teak deck handrails, teak interior handrails, smoked safety glass hatch, double live lines, life ring holder, opening ports, stern and bow pulpits, anti-fouling bottom paint.

**Head:** Formica top cabinet, mirror, shower w/ pump, wash basin, self contained head.

**Lights:** Interior lights, international running lights.

**Rigging:** Genoa blocks, black aluminum boom, mast and spreaders with complete stainless steel standing rigging; sheet cleats; main genoa and flag halyards, topping lift, boom downhaul, main sail outhaul, roller furling gear, traveler; halyard winches (2), sheet winches (2), topping lift.

**Safety:** Bilge blower and manual bilge pump, electric bilge pump, non-skid deck, emergency tiller, engine compartment vents.

**Sail:** 150% roller furling genoa, main sail, sail bags.

**Salon:** Aft double bunk, chart table, window curtains, teak floor, starboard lounge, U-shaped port lounge, folding table, teak paneling.

**Forward Stateroom:** "V" bunk, cabinet, chest of drawers, hanging locker, rope locker, hull side shelves, teak paneling.

**Steering:** Emergency tiller, inboard rudder, pedestal steerer.

**Storage:** Under aft and "V" bunks, galley and head cabinets, cockpit, forward deck, hanging and rope lockers, magazine racks, chest of drawers.

#### AVAILABLE ACCESSORIES:

Extra battery w/box, cockpit dodger, fold down boarding ladder, compass, marine head w/tank, pumpout head, refrigerator, sail cover.

#### SPECIFICATIONS:

Length overall 30'0" (9.14m); Waterline length 26'3" (4540 kg); Ballast 3500 lbs. (91589 kg); Sail area w/130% genoa 543 sq. ft. (50.50m<sup>2</sup>); Water capacity 36 gallons (91.36 l); Fuel capacity 42 gallons (159 l); Cabin headroom 6'2" (1.88m).

**Sail Plan:** I: 40.5'; J: 14.0'; P: 32.5'; E: 11.0'.



## Buccaneer 295



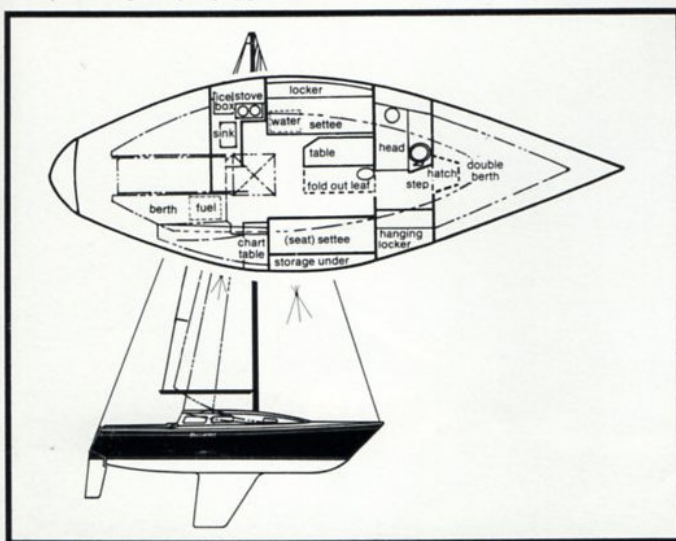




*Dinette table folds out of the way for extra room.*



*Galley is completely equipped.*



*The 295 is designed for the competitor who loves to cruise.*



*Performance and safety gear is top quality.*




*Chart table faces quarter berth.*



*Standing headroom in cabin.*



*Head has vanity, washbasin.*



*Diesel powerplant is standard.*

Here's a boat for the cruising family whose boating plans include more than a few club and class trophies. The 295 has a wide, comfortable cabin; read the long list of standard cruising features and you'll know you've got a cruiser in the most complete sense of the word.

And with its powerful rig and proven hull, you get brilliant performance on all points of sail, to get you to your favorite cove—or the weather mark—faster than you may have believed possible in a production boat. The standard diesel inboard gets you home, with or without the wind.

Simply stated, the Buccaneer 295 is a superb racer as well as an outstanding family cruiser.

#### **STANDARD EQUIPMENT:**

**Cockpit:** Drains (2) port and starboard seats, winch handle storage, non-skid surface.

**Electrical:** Battery and box, fused electrical system, electrical distribution panel.

**Engine:** 13 hp Volvo diesel, bilge pumps, throttle and shift lever, 12 gallon fuel tank, engine instruments.

**Galley:** Formica top cabinet w/ teak sea rails, top loading ice box, deep stainless steel sink, 12 gallon water system, gimbaled two burner alcohol stove, teak floor.

**Hardware:** Stainless steel bow pulpit with double life lines, mooring cleats, gunwale guard, teak hand rails, foredeck hatch, international running lights, stainless steel stern pulpit, flush thru hull fittings w/ seacocks.

**Head Compartment:** Self contained head, cabin light, sink, formica top vanity, mirror.

**Rigging:** Black aluminum boom. Genoa tracks (2), black aluminum mast with double spreaders, internal halyards and complete stainless steel standing rigging. Jack stay track and car, outhaul, sheet stoppers, topping lift, mainsheet traveler, turning blocks, halyard winch, sheet winches (2).

**Safety:** Manual bilge pump, fused electrical system, non-skid deck surfaces, self-bailing cockpit, vented engine compartment.

**Salon:** Chart table, teak floor and bulkheads, overhead teak handrails, cabin lights, quarter berth, settees (2)—convert to berths, folding table, window curtains.

**Forward Stateroom:** Fabric covered "V" berth, privacy curtain, translucent hatch, vinyl headliner, teak hull sides, reading lights, rope locker.

**Storage:** Galley cabinets, under port seat and "V" berth, hanging and winch handle locker, head vanity, under and behind settees, rope locker.

#### **AVAILABLE ACCESSORIES:**

Extra battery w/switch, fold down boarding ladder, bottom paint, cockpit dodger, compass, dockside power w/cord, pumpout head, marine head w/tank, hot water, sail cover, sea water strainer, spinnaker gear, racing package (includes boom vang, folding prop, hiking stick), main and 150% genoa sails.

#### **SPECIFICATIONS:**

Waterline length 24'6" (7.47m); length overall 29'3" (8.9m); Beam 12'3" (3.12m); Displacement 6800 lbs (3087 kg); Ballast 2850 lbs. (1293 kg); Maximum headroom 6'0" (1.83m); Height water line to top of mast 41'8" (12.70m); Draft 67" (1.70m); Sail area 100% genoa 381 sq. ft. (35.43m<sup>2</sup>); Water 12 gallons 45 l) Fuel 12 gallons (45 l).

**Sail Plan:** I: 38.3'; J: 12.0'; P: 34.0'; E: 9.0'.



## **Buccaneer 272/277**







Salon features comfortable settees, full headroom, and dining table...



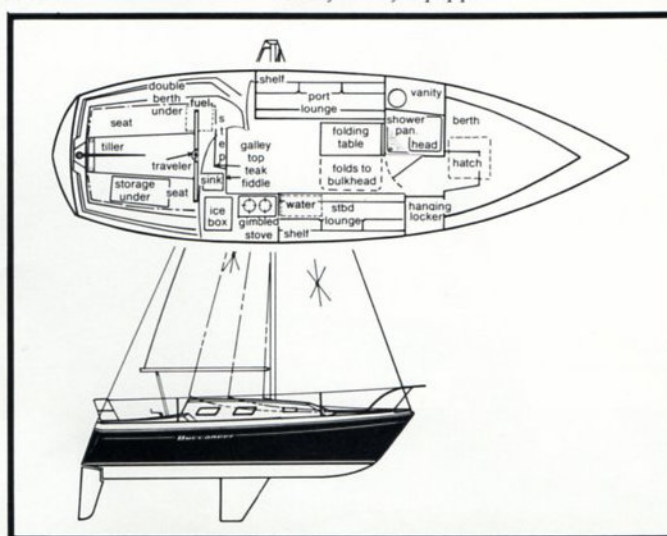
that folds out of the way when not in use.



Galley is fully equipped.



Hatch lets in light, fresh air.



This boat may be the roomiest trailerable cruiser around.



Double berth extends under cockpit sole.



There's plenty of room in the cockpit.

This is quite possibly the roomiest trailerable sailboat on the water; it provides a high degree of comfort without sacrificing performance. And at its moderate price, it's hard to beat for spirited family cruising.

The salon is enormous; ideal for dining, entertaining, conversation. Six can sleep comfortably on the 272, whether on overnight races or extended cruises.

Performance, thanks to the long waterline, laminar flow keel and rudder, is exhilarating. The cockpit is large—comfortable for cruising and arranged for racing efficiency.

Choose the Buccaneer 277 and get all this plus the convenience and economy of standard diesel auxiliary power.

#### STANDARD EQUIPMENT (items shown in italics available only on 277)

**Cockpit:** Cockpit drain, lockers, seats, cabin hatch.

**Engine:** Sound insulated engine box, 11 gallon fuel tank, 13 hp Volvo diesel, engine instruments, 12v battery w/box, throttle and shift control.

**Galley:** Formica top cabinet, top loading ice box, stainless steel sink, gimbaled 2 burner alcohol stove, 20 gallon water system.

**Hardware:** Mooring cleats, genoa rails, teak foredeck handrails, smoked safety glass hatch, stainless steel bow and stern pulpits with life lines and gates.

**Enclosed Head:** Formica top cabinet, fiberglass floor, self-contained head, mirror wash basin.

**Lights:** Interior lights, international running lights.

**Rigging:** Genoa blocks, double block on boom; Black aluminum boom, mast and spreader with complete stainless steel standing rigging, sheet cleats, boom down haul, main and genoa halyards, topping lift, main sail outhaul, main sheet traveler, Halyard winch, sheet winches.

**Safety:** Bilge blower, manual bilge pump, non-skid deck, fused electrical system, self bailing cockpit, engine compartment vents.

**Sails:** 110% genoa jib, main sail with jiffy reefing, sail bags.

**Salon:** Window curtains, folding table, settees (convert to bunks), double bunk aft, linoleum floor.

**Stateroom:** "V" bunk, cabinets, hanging locker, carpeted hull sides.

**Steering:** Rudder and tiller.

**Storage:** Under "V" bunk and aft berth, galley and head cabinet, cockpit, hanging and anchor lockers, behind settees.

#### AVAILABLE ACCESSORIES:

Battery w/box, fold down boarding ladder, cockpit dodger, compass, dockside power w/cord, marine head w/tank, pumpout head, outboard motor bracket, shower, sailcover. Additional on 277 model only: racing package includes: boom vang, folding prop, hiking stick; sea water strainer.

#### SPECIFICATIONS:

Waterline length 24'6" (7.46m); length overall 27'6" (8.38m); Beam 96" (2.44m); Displacement 5200 lbs (2340 kg); 277 model 6050 lbs (2722 kg); Ballast 1600 lbs (720 kg); Maximum headroom 6'1" (1.86m); Height waterline to top of mast 34'3" (10.43m); Draft 48" (1.22m); Sail area 380 sq. ft. (35.34m<sup>2</sup>); Water capacity 20 gallons (76 l); 277 model: Fuel 11 gallons (42 l).

**Sail Plan:** I: 32.1'; J: 11.0'; P: 28.0'; E: 9.9'.



# Buccaneer 250







Enclosed cabin features dinette and sleeps up to five...



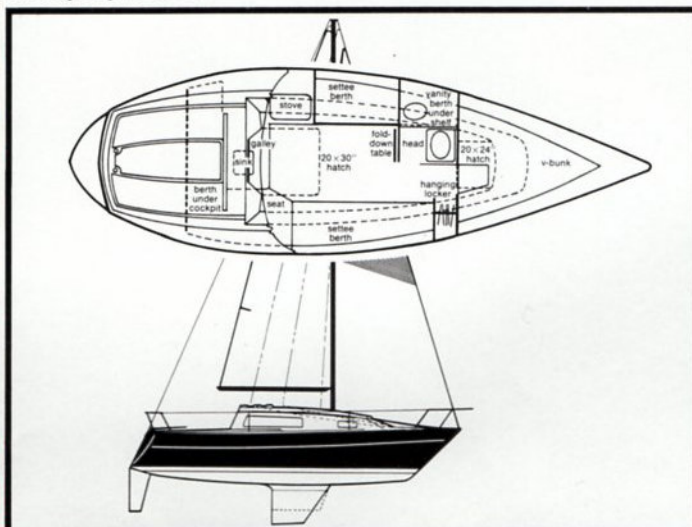
... thanks to quarter berths...



and convertible dinette.



Forward stateroom.



The 250 is available with deep or shoal draft keel.



Cockpit is arranged for efficient racing and cruising.

Time was, comfort and performance just weren't compatible in a trailerable sailboat, but we've changed all that with the brand-new Buccaneer 250.

With its latest-state-of-the-art hull and rig, the 250 is quick and responsive. For effortless cruising and easy sail handling, there's a broad, uncluttered deck, with all equipment convenient and close at hand. Choose one of two keel configurations: standard shoal draft for ramp launching and exploring secluded coves, or the optional deep fin for maximum competitive performance. Either way the 250 is trailerable.

Below, there's berthing space for four adults; you can equip your 250 with everything for comfortable extended cruising as well.

And the 250 is beautiful just to look at. It's a combination of comfort, performance and style you just can't find anywhere else.

#### STANDARD EQUIPMENT:

**Cabin:** Quarter berths, fabric covered "V" bunk w/ private curtain, dinette with table, foredeck hatch, linoleum floor.

**Cockpit:** Cockpit drains (2), lockers (2), seats (2), non-skid surface, wide coaming seat.

**Hardware:** Cleats, bow eye, life lines, stainless steel bow and stern pulpits, foredeck hatch.

**Lights:** Interior lights, international running lights.

**Rigging:** Double boom block, black aluminum boom, mast and spreader with complete stainless steel standing rigging, main and jib halyards, sheet winches (2), genoa track, hinged mast step.

**Safety:** Non-skid deck, fuel tank compartment vent, self bailing cockpit, fused electrical system.

**Sails:** Working jib, main sail with jiffy reeling, sail bags.

**Storage:** Under bunks, hanging and cockpit lockers, top loading ice box.

**Underwater gear:** Fiberglass inboard rudder, laminated wood tiller.

#### AVAILABLE ACCESSORIES:

Battery w/box, folding boarding ladder, cockpit dodger, compass, galley cabinet (including 2-burner alcohol stove, ice box, water system), portable head, outboard motor bracket, deep draft keel, pumpout head, manual bilge pump, sail cover, pumpout head.


#### SPECIFICATIONS:

Waterline length 21'5" (6.53m); length overall 25'0" (7.62m); Beam 96" (2.44m); Displacement 3750 lbs. (1703 kg); Ballast 1250 lbs. (568 kg); maximum headroom 5'6" (1.68m); Height waterline to top of mast 33'9" (10.29m); Draft 42" (1.07M); Sail area 244 sq ft. (22.69m<sup>2</sup>).

**Sail Plan:** I: 28.5'; J: 9.5'; P: 270'; E: 8.4'.



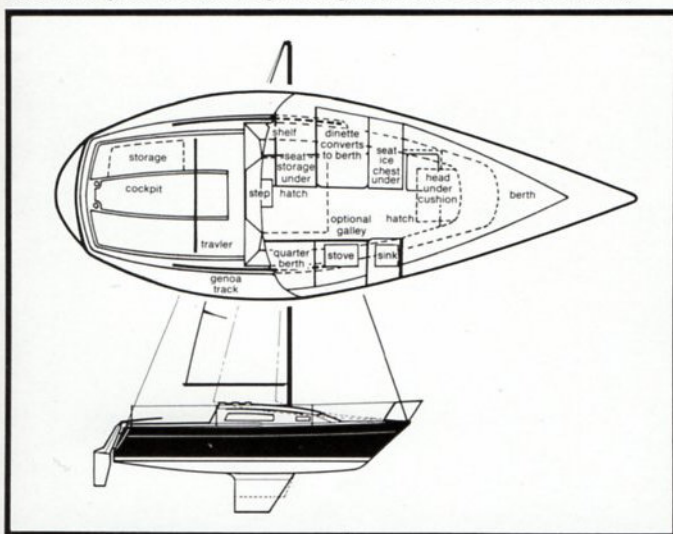
## Buccaneer 220







Cabin is dry, comfortable. Optional galley allows extended cruising.



The 220 is as fast as it looks.



Full length starboard berth



Dinette makes into berth.



It's trailerable; you can take it with you.



Cockpit allows racing efficiency, cruising comfort.

Here's a brand-new trailerable boat that brings performance cruising into the price range of a lot of families who thought they'd have to settle for less.

Accommodations for four are neatly arranged in a fully enclosed cabin, and depending on your particular needs, the 220 is available in configurations for overnighting or full-flown cruising.

The cockpit and deck are arranged for efficient sail handling, whether for cruising or racing. And with two available keels—standard shoal draft or optional deep fin—you can tailor the 220 to exactly your kind of sailing.

The all-new Buccaneer 220; it's fast, comfortable, and best of all, affordable.

#### STANDARD EQUIPMENT:

**Cabin:** Fabric covered "V" bunk w/ private curtain, quarter berths, dinette with table.

**Cockpit:** Cockpit drains (2), lockers (2), seats (2), non skid surface, wide coaming seat.

**Hardware:** cleats (4), genoa tracks (2), foredeck hatch, life lines, bow pulpits, bow eye, rudder and tiller steering.

**Lights:** Interior lights, international running lights.

**Rigging:** Black aluminum boom, main and jib halyards, black aluminum mast with complete stainless steel standing rigging, black spreader, traveler, winches (2), hinged mast step.

**Safety:** Non skid deck surface, self bailing cockpit, fused electrical system.

**Sails:** Working jib, main sail with jiffy reefing, sail bag.

**Storage:** Under bunks, cockpit lockers, top loading ice box.

**Underwater gear:** Fiberglass rudder, removable laminated wood tiller, high lift lead keel.

#### AVAILABLE ACCESSORIES:

Battery w/box, cockpit dodger, compass, galley cabinet (including 2-burner alcohol stove, ice box, sink, water system), portable head, outboard motor bracket, deep draft keel, manual bilge pump, sail cover.


#### SPECIFICATIONS:

Length overall 22'0" (6.71m); Waterline length 19'3" (5.87); Beam 95" (2.41m); Draft 3'0" (.92m); Displacement 2450 lbs (1112 kg); Ballast 950 lbs. (431 kg); Sail area 202 sq. ft. (18.88m<sup>2</sup>); Height waterline to top of mast 31'3" (9.53m); Cabin headroom 5'3" (1.60m).

**Sail Plan:** I: 24.9'; J: 8.8'; P: 25.0'; E: 7.6'




## Buccaneer 180








The cockpit is roomier than many 22-footers.



Stow lines, fenders under seat.



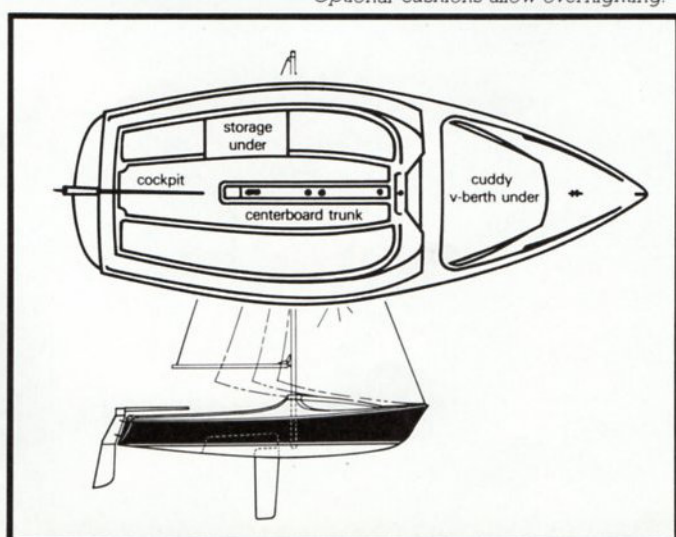
All rigging and hardware is standard.



Optional cushions allow overnighting.



The 180 is ideal for beginner or club racer; deep centerboard increases stability, windward speed.



Presenting a fast, fun overnighter that's ideal for competitors and beginners alike.

You get all the quick performance, agility and handling ease of a daysailer, with the added bonus of a lockable cuddy cabin for stowing sails and all the gear you need for the day. Choose the optional V-berth cushions and you've got an overnighter, for those times when you're not through enjoying your boat at day's end.

The cockpit is large and uncluttered; arranged for easy singlehanding. With the deep centerboard, broad beam and planing hull, you enjoy exceptional speed and stability on or off the wind. And it's easy to trailer (even behind small cars), rig, and ramp launch.

Buccaneer's 180; it makes sailing easier and more fun.

#### STANDARD EQUIPMENT:

**Cockpit:** Cockpit drains (2), storage lockers (2), non skid surface, seats (2), self bailing.

**Cuddy Cabin:** Lockable cabin, area for bunk cushions.

**Hardware:** Mooring cleats (3), chocks (2).

**Rigging:** Jib block and cam cleats, fiddle block, boom, main and jib halyards, main outhaul, main and jib sheets, upper and lower shrouds, fore and aft stays, traveler.

**Safety:** Non skid deck, polyurethane foam flotation, self bailing cockpit.

**Sails:** Non skid deck, polyurethane foam flotation, self bailing cockpit.

**Sails:** Colored jib and main, sail bags.

**Storage:** lockable forward cabin, cockpit lockers (2).

**Underwater gear:** Swing-up rudder, wood laminated tiller, weighted swing center board.

#### AVAILABLE ACCESSORIES:

Bunk cushion, sail cover.

#### Specifications:

Waterline length 15'7" (4.75m); Length overall 17'7" (5.35); Beam 80" (2.03); Weight 525 lbs. (2.38 kg); Height waterline to top of mast 24'2" (7.36m); Draft 8" (.21m); Sail area 134 sq. ft. (12.46m<sup>2</sup>).

**Sail Plan I:** 19.4'; **J:** 7.4'; **P:** 17.33'; **E:** 6.5'



# Standard and Optional Equipment

At Buccaneer, we believe that the boat you buy should be ready for you to enjoy. So every Buccaneer is delivered with a full complement of standard equipment, each piece matched to the boat to ensure that everything works right.

On most models, you get a standard mainsail and jib (on the 305, a 130% genoa with roller furling). And we don't expect you to make do with a couple of cleats, either. All cruisers and racers are equipped with winches, blocks, genoa tracks, mainsheet traveler — complete standing and running rigging. No fewer than four models feature diesel auxiliary power as standard equipment.

Lifelines and bow pulpit are standard on all models from the 220 and up, and for an extra measure of security, you'll find stout grab rails everywhere you need them.

A glance at each model's standard equipment list tells you boats are just as complete below decks. Bunk cushions are standard on all cruisers, as are lights, cabin windows and ventilating hatches. Many models feature complete galley, head, shower and much more... everything you'd expect to find on a great boat. And then some.



Mainsheet traveler is standard on most models; on the 305, you get pedestal steerer.



Sheet and halyard winches...



...standard on many models.



On four models you get the convenience of diesel power.



Optional deluxe galley available on 220 and 250





*Spinnaker gear is available on the 295 and 335.*

At the same time, we recognize you may want to add a few accessories to tailor the boat exactly to your needs, so Buccaneer offers just the right equipment, available at your option. Spinnaker gear, matched to the rig, is available on the 295 and 335. Additional performance gear for many models includes boom vang, folding prop and hiking stick. You may want to add a boarding ladder and outboard motor bracket; they're available. Extend the cruising capabilities of your 220 or 250 with an optional galley cabinet complete with stove, sink, water system and icebox. Add bunk cushions to your 180 and you've got a snug overnighter.

As if all this weren't enough, pick a color from six available (on the Buccaneer 180, choose from red, blue, yellow or ivory). No other boatbuilder gives you such a choice.

Fact is, no other builder gives you a line of boats as complete, functional and comfortable as Buccaneer.



*Optional outboard bracket.*




*Standard hatch helps light cabin.*





*Ladder optional, 250-277.*



*Bow pulpit standard on 220 and up.*



*Pick a color, any color...*



*No other builder...*



*gives you a choice like this.*







# ***Buccaneer***

Buccaneer Yachts, division of Bayliner Marine Corporation

P.O. Box 24467, Seattle, Washington 98134.

Plants in Arlington, Washington; Valdosta, Georgia; Pipestone, Minnesota.

Photographs may show optional equipment.

Specifications, price and equipment subject to change without notice.

Consult your Buccaneer dealer for complete information on availability and prices.