

# CT-56 Ketch

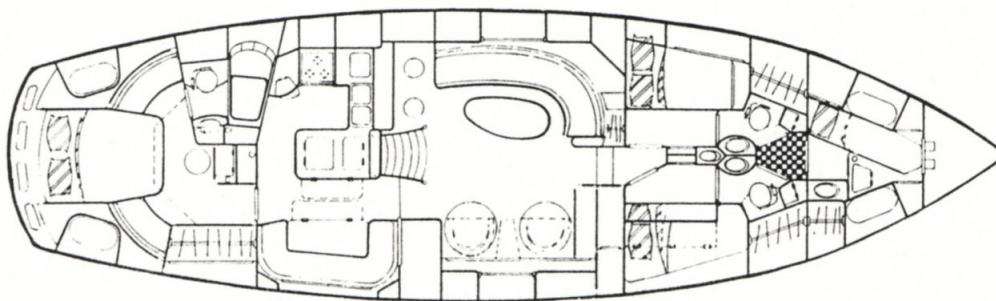
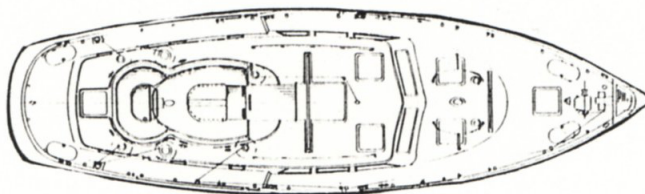

56'

**F**or those who are impressed by the CT-65 but think she may be a little big, Ta Chiao would like to introduce the CT-56. For those who prefer a nice, seaworthy world cruiser, the CT-56 should be your first consideration. The CT-56 is the ideal choice.

The CT-56 follows the beautiful profile of Robert Perry's traditional cruiser. Every effort has been made to retain the features of the popular CT-54, such as the spacious, bright, and cheery main cabin, the U-shaped galley, the separate dinette area, the bar, choice of bathtub or stall shower, and a crew's quarters and guest quarters, which are separated from the owner's aft cabin. We have retained the walk-down/walk-up stairway.

The new CT-56 has a figure-eight cockpit with two cockpit footwells. There are high backrests and the convenience of a drop-leaf table. There are seven hatches and six dorades on the housetop. The forward deck of the CT-56 does not have a trunk cabin and thus provides more flat area for handling sails, ground tackle, sunbathing, and so on.

Perhaps the most significant new feature belowdecks is the centerline queen-sized berth. The dinette and galley are similar to the CT-54. You can design your own main cabin. Space has been provided for a washer, dryer, and icemaker. There is seating for



eight people in the main cabin. Forward of the main cabin there are two double staterooms plus a crew quarters for one or two. The forward section of the boat can be equipped with two heads and showers or with one large head and one large stall shower.

L.O.A.	55' 6"
L.W.L.	44' 6"
Beam	15' 6"
Draft:	
Deep Keel	6' 5"
Shoal Keel	5' 7"
Ballast:	
Deep Keel	19,750 lbs.
Displacement:	
Deep Keel	61,500 lbs.
Sail Area:	
100% Foretriangle	768 sq. ft.
Main	541 sq. ft.
Mizzen	254 sq. ft.
Rig Dimensions	
Foretriangle:	
I (Height)	64' 0"
J (Base)	24' 0"
Main:	
P (Luff)	59' 0"
E (Foot)	19' 0"
Mizzen:	
PM (Luff)	39' 0"
EM (Foot)	13' 0"
Rig	Kemp
No. of Berths	9
Water Capacity	300 gal.
Fuel Capacity	350 gal.
Auxiliary	135 H.P.
	Lehman Ford
Sails	Top Sails
Winches	Barlow
Stove	Hiller
Steering	Wagner
Blocks	Main
Designer	Robert H. Perry
Year Introduced	1986

## Ta Chiao U.S.A., Inc.

Attn: Pat or Don Gibson  
2511-B Nasa Rd. One  
Suite 100  
Seabrook, TX 77586  
(713) 326-1092  
TLX: 262933

## Ta Chiao Bros. Yacht Co., Ltd. Tachou Ship Building Co., Ltd.

12-1, Su Tzu Toe  
Pali Shiang, Taipei Hsien  
TAIWAN, ROC

For More Information Circle No. 354