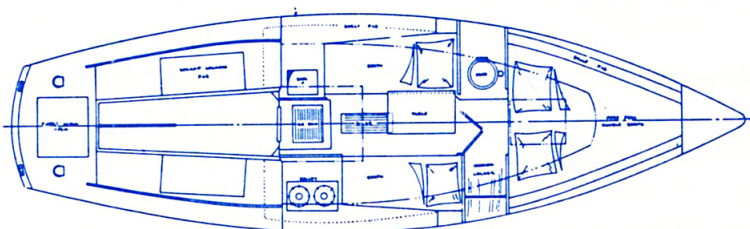
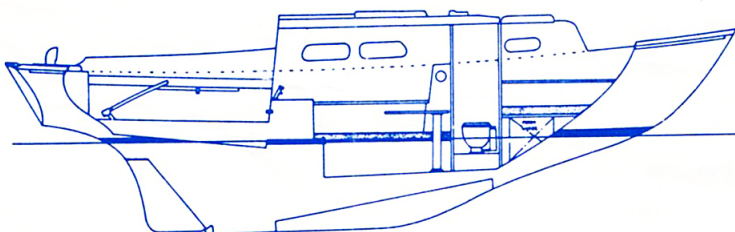
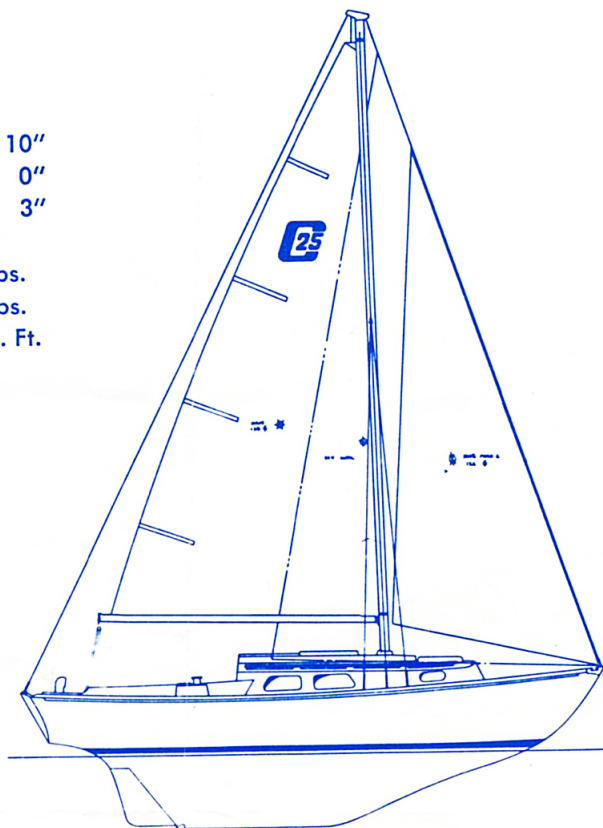


L.O.A. 24' 10"
 L.W.L. 18' 0"
 Beam 7' 3"
 Draft 3'
 Displacement — 3850 Lbs.
 Lead Ballast — 1500 Lbs.
 Sail Area — 264 Sq. Ft.



CAPE DORY YACHTS

INC. 373 Crescent Street
 West Bridgewater, Mass. 02379
 [617] 586-6197



STANDARD EQUIPMENT

- Complete Electrical Package:
 - Navigation Lights
 - Spreader Lights
 - Five Interior Lights
 - Three Additional Pre-Wired Circuits
 - Roller Reefing
 - Full Length Traveler
 - Motor Well with Built in Storage
 - Genoa Gear
 - (Winches, Track, Blocks)
 - Two 3" Low Profile Dorade Ventilators in Motor Well
 - Two Tone Deck
 - (Anti-Skid Molded In)
 - Hinged Tabernacle
 - (Easy Stepping)
 - Main Sail
 - Working Jib
 - Teak Exterior and Interior Trim
 - Two Stern Cleats
 - One Bow Cleat
 - Anti Fouling Bottom Paint
 - Boot Top Painted
 - 1500 lbs. Molded Lead Within The Keel
 - Built In Icebox
 - Self Bailing Cockpit With
 - Bronze Shutoff Valves
 - Complete Interior Cushions
 - 20 Gallon Fresh Water Tank
 - Manual Galley Pump
 - Stainless Steel Sink
 - Heavy Duty Bronze Stemhead Casting With Locking Chocks
- * Specifications subject to change without notice