

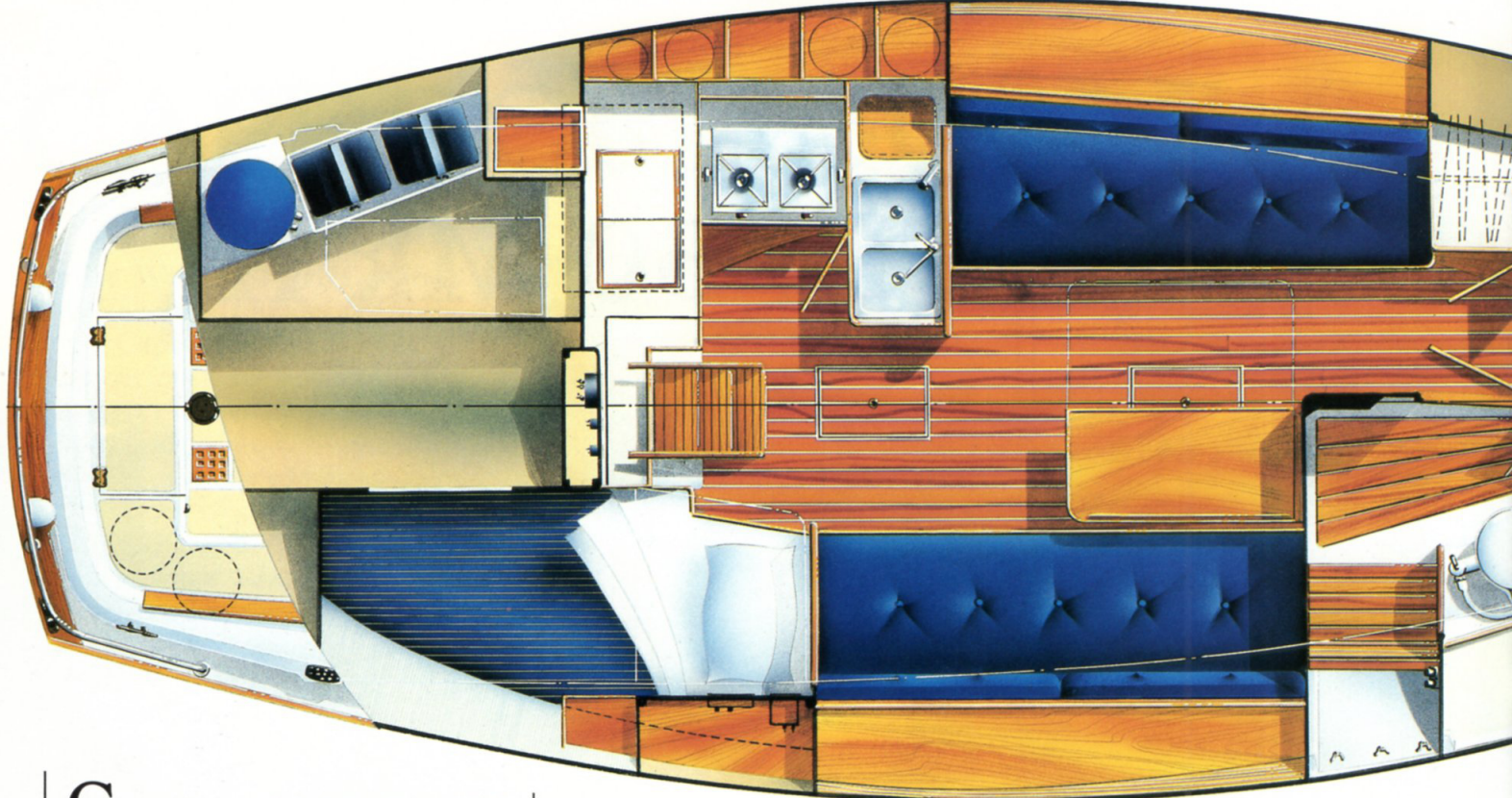
# CD/30 Mk II



**CAPE DORY**

*... a standard of value*





## Cape Dory 30 Mk II...1987

**Introduction.** After ten years of production and hundreds of satisfied cruising sailors, we have retired the original Cape Dory 30, designed by Carl Alberg. To replace her, we have designed a larger thirty with more features...the CD-30 Mk II. She has the same pleasing profile... the same high quality construction ...the same seaworthiness...plus 30% more interior volume. We have combined the latest in style, interior design and cockpit layout with a more contemporary version of our full keel hull to offer cruising families a thirty footer with loads



of eye appeal and cruising comfort. We call it the Cape Dory 30 Mk II.

**Design Partnership...**The CD-30 Mk II comes from the drawing

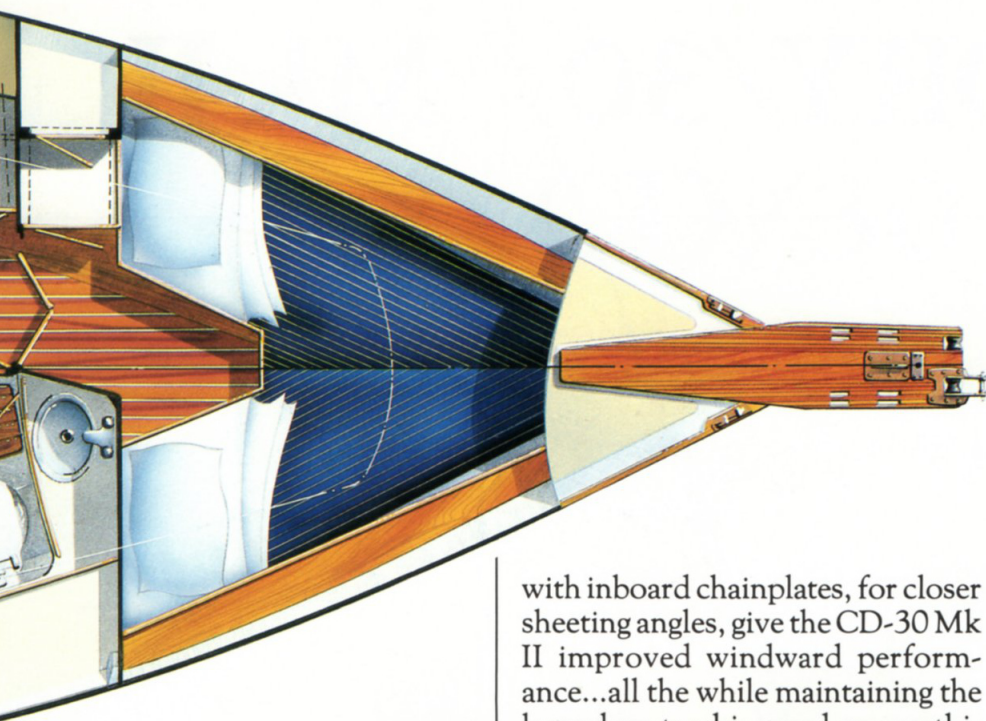
board of our in house naval architect, Clive M. Dent. Her inspiration comes from the late Carl Alberg, dean of "full keel" sailing yachts. The craftsmanship and engineering is from the New England craftsmen of Cape Dory Yachts. The CD-30 Mk II is a solid "full keel" family cruising boat built for years of trouble free enjoyment.

**Truly Cape Dory...**The CD-30 Mk II features all of the quality that Cape Dory is respected for...generous use of finely fitted teak...custom designed bronze opening ports...pedestal wheel steering in a "T" shaped cockpit...Westerbeke diesel power with a 21 h.p. punch. Laminated teak bowsprit with twin anchor rollers...thru bolted bronze seacocks. Custom designed Spartan deck hardware...the list goes on. It's what you expect with a Cape Dory Yacht.

**A Long Tradition...**Cape Dory Yachts has been building safe, sea kindly yachts for over 20 years... The CD-30 Mk II joins a fleet of over 4,000 "full keel" sailboats. Our reputation for high quality cruising designs is legendary. The company philosophy of integrity and excellence is truly reflected in







the CD-30 Mk II...a modern classic in the making.

**Design and Engineering...**The CD-30 Mk II all new hull form consists of a beamy canoe body with greater form stability and attached full keel. The section dead-rise and garboard radius have been reduced compared to her predecessor, increasing the effective span of the keel. These factors coupled



with inboard chainplates, for closer sheeting angles, give the CD-30 Mk II improved windward performance...all the while maintaining the legendary tracking and seaworthiness of our full keel design. The deck is molded in one piece with an encapsulated end-grain balsa core for stiffness and insulation. A separate molded headliner is bonded to the underside the deck, providing a pleasing cosmetic finish and increased insulation. The deck unit complete with the headliner is thru-bolted to the hull's internal flange for ultimate rigidity and strength.

**Spacious Interior For Good Times...**Cape Dory has devoted countless hours of research and development to refine and maximize the interior space of each of our models. We have recently re-engineered the interiors of our CD-330, 36, and 40. The CD-30 Mk II follows this trend. The interior is handcrafted with teak and other hardwoods. Her generous 10 foot 6 inch beam permits a new dimension in terms of interior volume. Berths for 6...a comfortable main salon...a large U-shaped galley...and a commodious head with a separate stall shower, a unique feature seldom found in

boats of this size (complete with a comfortable teak seat) ...all of these features welcome and encourage extended cruising in elegant comfort.

**Powerful Sloop Rig...**The CD-30 Mk II has a well balanced single spreader masthead rig that delivers spirited performance in all wind conditions. You'll thrill to her responsive helm and easy tracking "full keel" stability. She's fun and easy to sail.



**Simply the Best...**The Cape Dory 30 Mk II carries on a tradition of boats built with integrity for lasting pleasure and value.




# CAPE DORY/30 Mk II



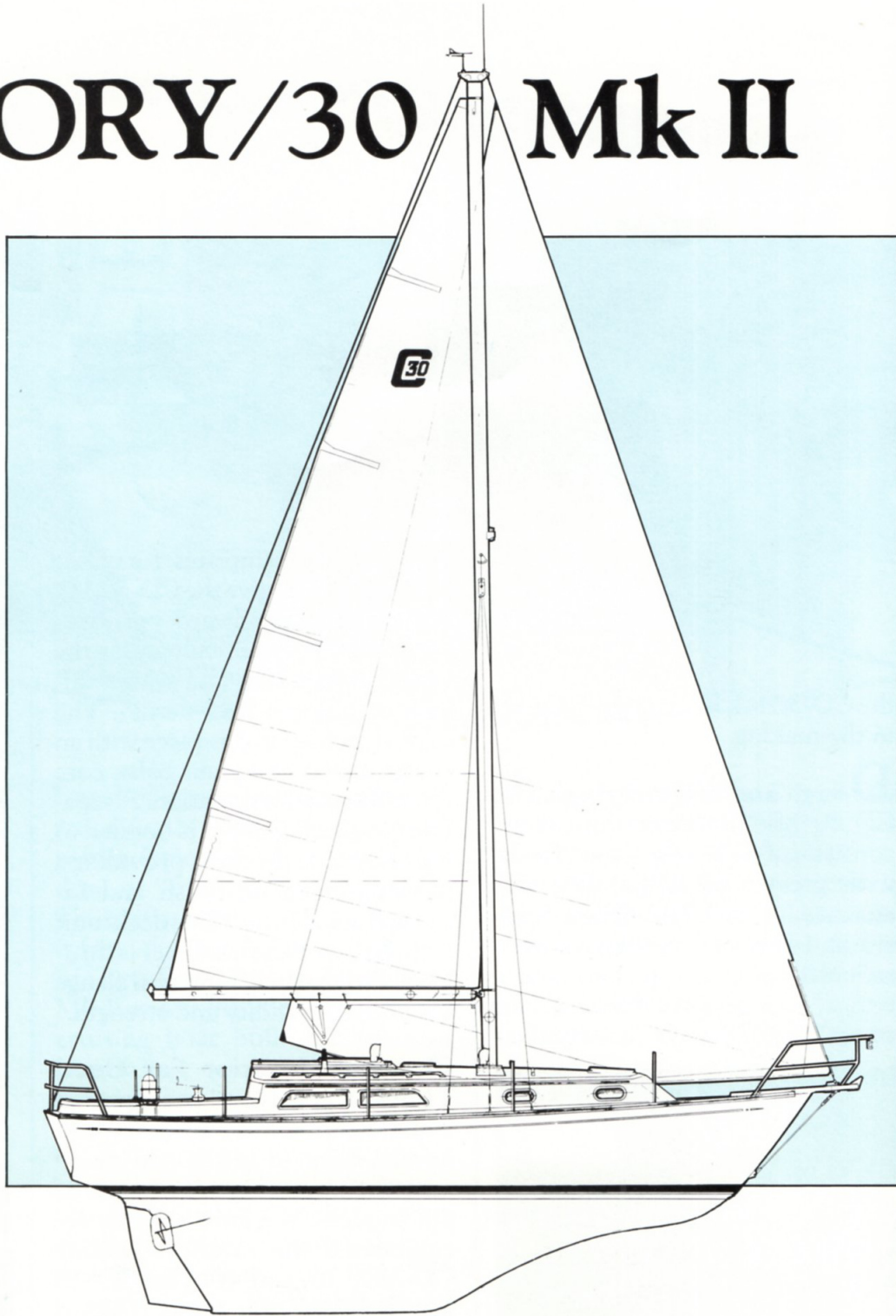
# CAPE DORY/30 Mk II

**Built With Integrity...** When Andy Vavolotis, founder and president of Cape Dory Yachts built his first boat over 20 years ago...his goal was to build a boat that sailed well, looked good and met his high standards of safety and quality.

Cape Dory's founding principles have not changed. Our New England craftsmen have consistently built boats of enviable quality and



proven design. Every step in production is carefully controlled and engineered. Every process subject to refinement and upgrading. All workmanship is closely inspected to produce quality yachts. Cape Dory Yachts...sail, motorsailers and power yachts...built with integrity for years of pride and enjoyment.



## Specifications:

L.O.D.: 30'6"	Draft: 4'6"
L.W.L.: 24'2"	Ballast: 4,200 lbs.
Beam: 10'6"	Sail Area: 495 sq. ft.
Displacement: 10,500 lbs.	
Designer: Clive M. Dent	

For more comprehensive information on the Cape Dory 30 Mk II — Send \$25. for a VHS or Beta Home Video. Send \$10. for a complete owners manual.

Cape Dory Yachts, Inc., 160 Middleboro Ave., Dept. CD/36, East Taunton, MA 02718. Telephone (617) 823-6776.

# CAPE DORY

*... a standard of value*