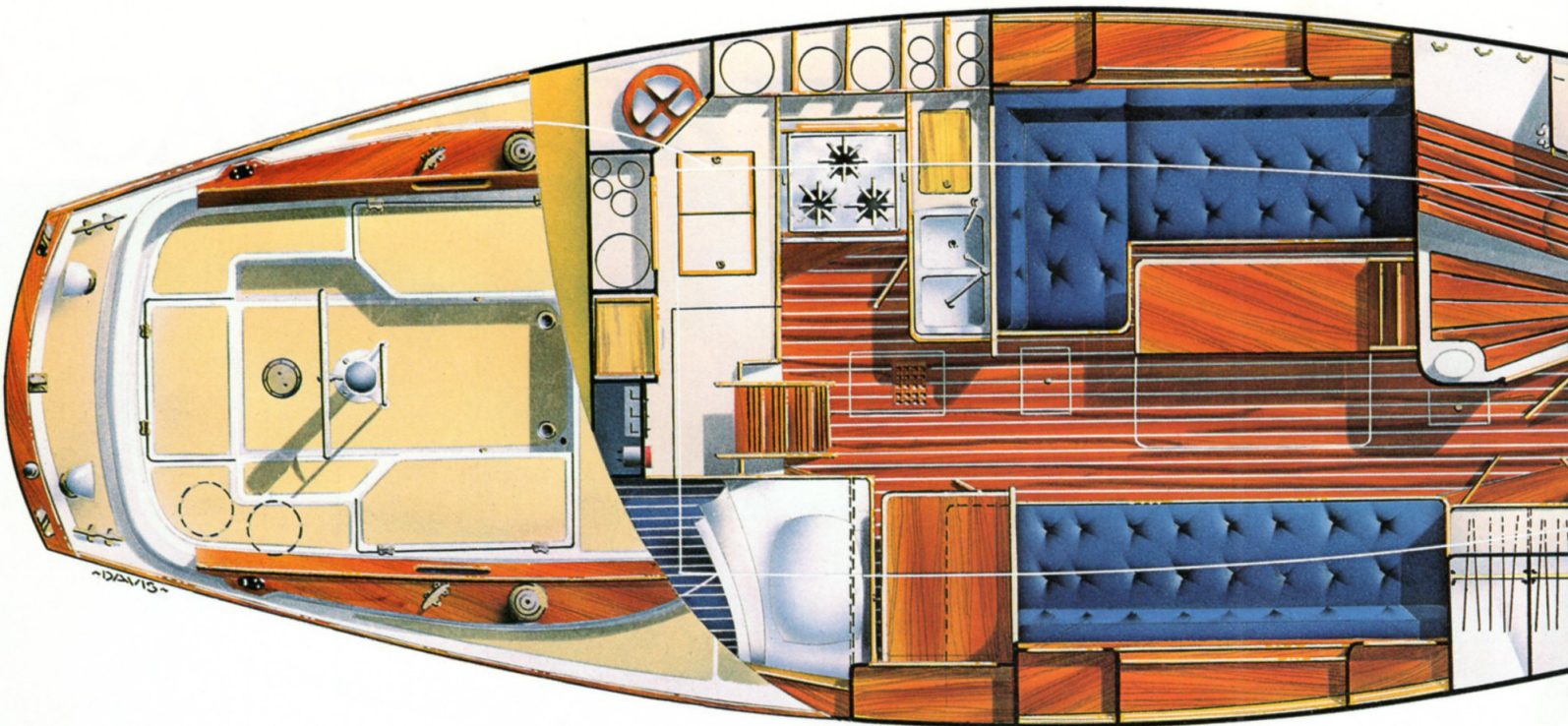


CD/36



CAPE DORY

... a standard of value



A classic refined...The CD/36 is a classic which was born over ten years ago...born from the partnership of famed designer Carl Alberg and renowned builder Cape Dory Yachts.

A Classic refined with the addition of a T-shaped cockpit for added security and space. Room to sail...room to relax (or lounge).

A Classic refined with a completely redesigned head area...including a shower stall...complete with teak slatted seat and elbow room to spare.



A blue water passagemaker...Whether transversing the wild Indian Ocean on a circumnavigation or a first time cruise to Bermuda, the CD/36 has done it all. The time proven "full-keel" hull design assures safe offshore passages. Skippers know that the structure and design embodied in every Cape Dory will see them through to their destination. The rugged cutter sail plan assures secure heavy air sailing...the generous dead rise wine glass hull form allows her to drive into heavy seas with an easy non-tiring motion.

At home in the bay...Time after time we've heard CD/36 owners extol her light air sailing performance. Her responsive protected rudder and delicately shaped underbody lend the feel and drive to power her through the zephyrs whether they be in the Chesapeake

or the west African coast. Unexpected pleasures in a blue water yacht...finely tuned, exquisitely refined.

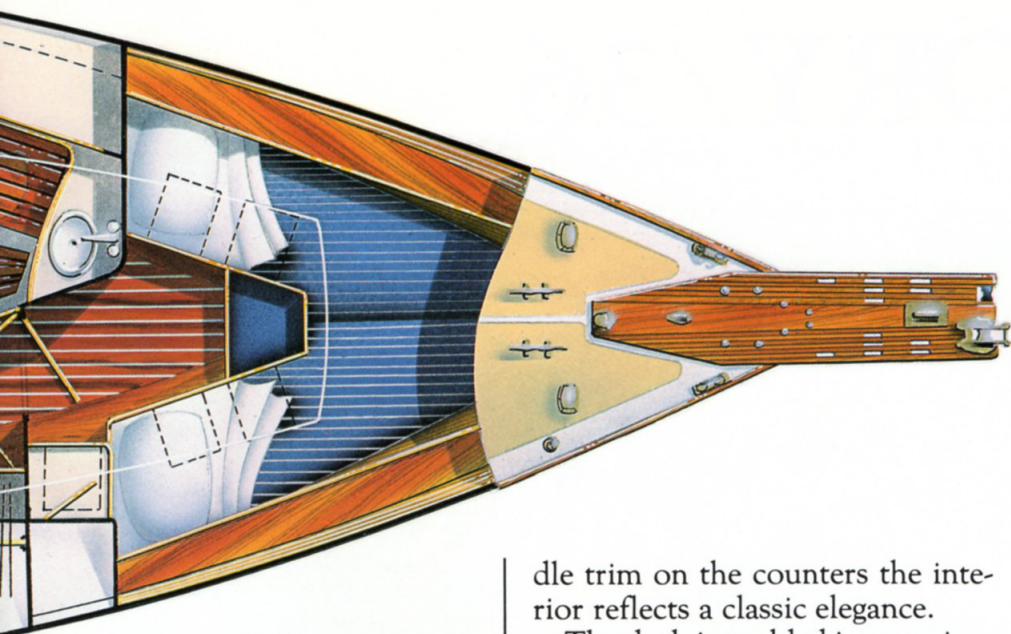


A long tradition...Cape Dory Yachts has been building boats for over 20 years...over 4,000 keel sailboats to date.

Our reputation for high quality cruising sailboats is legendary. The company philosophy of integrity and excellence are truly reflected in the CD36...a refined classic.

Custom hardware by Spartan...Custom designed and crafted hardware and fittings are essential to a classic...especially a refined classic.





Elegance defined...From her custom cast polished bronze hardware to her rugged hand layed full keel hull to her finely crafted interior...the Cape Dory 36, our definition of elegance throughout.



dle trim on the counters the interior reflects a classic elegance.

The deck is molded in one piece with layers of fiberglass encasing balsa core for stiffening. The deck is thru-bolted to the hull's internal flange for ultimate rigidity and integrity. A massive teak bowsprit, teak toe rails, coamings & other teak trim are carefully installed to complete the Cape Dory 36...a refined classic.

Many years ago Spartan Marine Products was created as an affiliate company of Cape Dory Yachts to allow us ready access to high quality custom designed hardware. Today most of the hardware on a Cape Dory 36 is custom designed and built by Spartan Marine. Hardware that not only serves its purpose but is rugged and beautiful at the same time...polished bronze opening ports, patented locking chocks (U.L. Listed) bronze seacocks, notched stuffing box, spars & rigging, etc. All built by Spartan Marine Products...simply the best available hardware.

Cape Dory Craftsmanship... The hull is carefully molded by hand in one piece using the latest high tech fiberglass reinforcements and polyester resins.

The interior is handcrafted of teak and other hardwoods and assembled with great care. From the main cabin curved bulkhead enclosing the head to the custom built cabinet doors & curved fid-



CAPE DORY/36

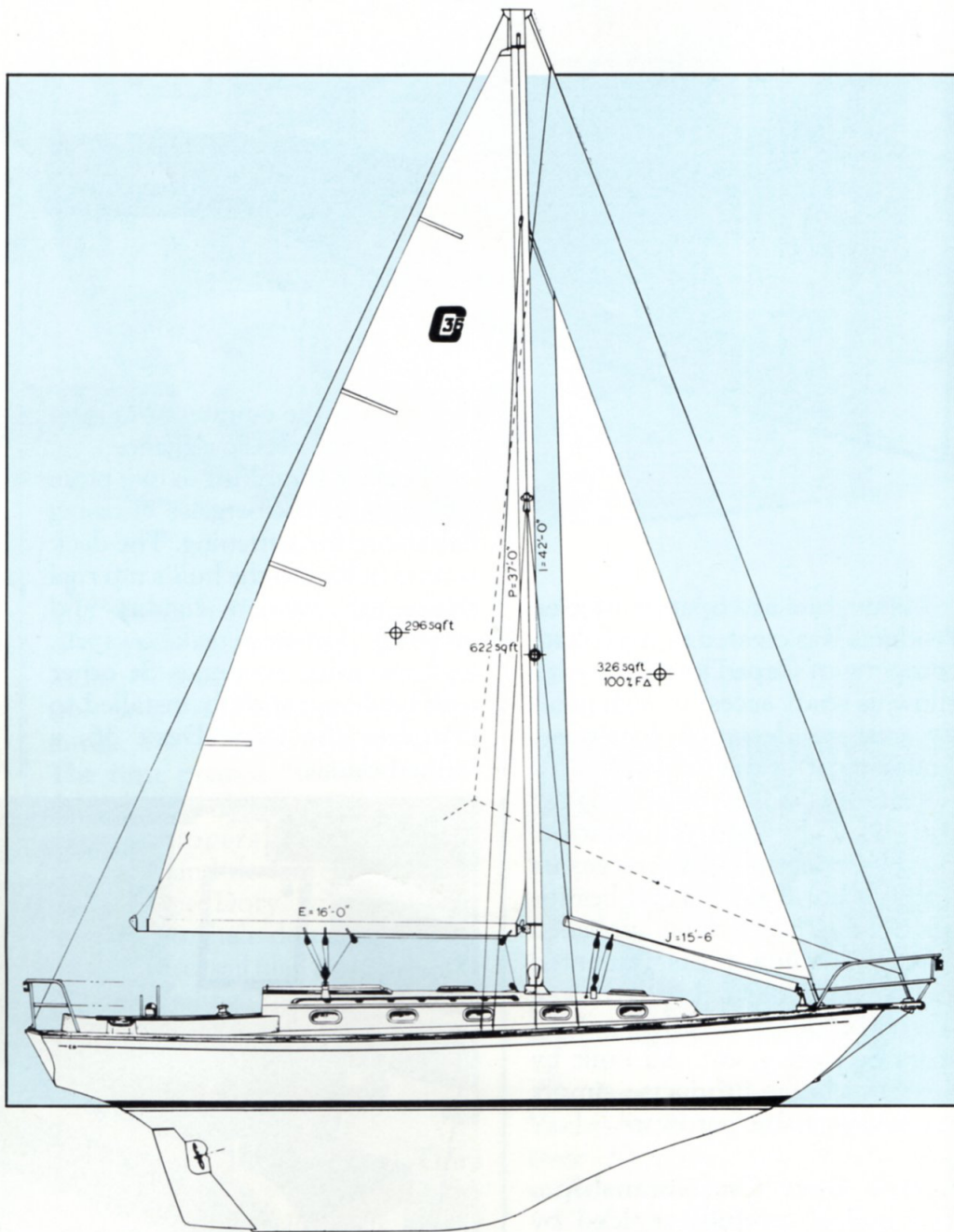
CAPE DORY/36

Built with integrity...When Andy Vavolotis, founder and president of Cape Dory Yachts built his first boat over 20 years ago — his goal was to build a boat that sailed well, looked good and met his high standards of safety and quality.

Cape Dory's founding principles have not changed. Our New England craftsmen have consistently built boats of enviable quality and proven design. Every step in production is carefully controlled and engineered. Every process subject



to refinement and upgrading. All workmanship is closely inspected to produce quality yachts. Cape Dory Yachts — sail, motorsailers and power yachts — built with integrity for years of enjoyment and pride to their owners.



Specifications

L.O.D.: 36'1½"	Ballast: 6,050 lbs.
L.W.L.: 27'10"	Sail Area: 622 sq. ft.
Beam: 10'8"	Mast Height
Draft: 5'0"	above W.L.: 46½"
Displacement: 16,100 lbs.	
Designer: Carl Alberg	

For more comprehensive information on the Cape Dory 36 — Send \$25. for a VHS or Beta Home Video. Send \$10. for a complete owners manual.

Cape Dory Yachts, Inc., 160 Middleboro Ave., Dept. CD/36, East Taunton, MA 02718. Telephone (617) 823-6776.

CAPE DORY

... a standard of value