

# *Catalina 42*

## *mark II*



T H E   S A I L O R S '   C H O I C E





*The two cabin interior features wrap-around seating frames the custom teak table, that lowers to form an additional berth. The larger navigation desk has enclosures for electronics and entertainment center. Large overhead hatches are complemented by adjustable task lighting throughout the main cabin.*



*Additional two cabin amenities include additional storage space in the galley and a water-cooled cold plate refrigeration unit. New cabinetry in the salon offers functional, out of sight storage possibilities.*





# Catalina 42 *markII*

The Catalina 42 has earned an international reputation as the leader in her class, by leading in design, cruising performance, and comfort, the Catalina 42 has become the first choice of sailors worldwide.

The introduction of the Catalina 42 MarkII is the logical result of America's most experienced sailboat builder continuing to listen carefully to the needs and desires of experienced sailors.

All sailors desire speed under sail, easy motion and sure, predictable handling characteristics.

The hull of the 42 mkII is high volume, and easily driven, with a fine entry, firm midship section, and smooth run aft terminating in a modified reverse transom with an uncommonly spacious and functional boarding platform.

A long horizontal skeg runs aft between the fin or wing keel and the rudder for sure tracking. The rudder is large and balanced, ensuring control in all conditions.

An important consideration for many cruising sailors is the ability to realize the boat's performance potential undersail with a short-handed crew.

The Catalina 42 mkII deck was designed with short-handed sailing in mind. All the halyards, the mainsheet and the single line main reefing controls are led to the cockpit and placed to be operated from under the dodger when necessary.

The wide weather decks and inboard shroud base make passage forward easy and secure.

The bow roller and below deck electric windlass greatly simplify anchor handling.

The two available interiors of the Catalina 42 mkII are planned to accommodate your personal sailing lifestyle.

Both the two and three cabin arrangements feature varnished teak jointery and ash side paneling on the hull. Excellent light and ventilation are provided naturally from aluminum framed opening hatches and ports. Numerous recessed halogen lights offer an inviting ambiance.







*The three cabin interior invites friends and crew to gather around a table that seats everyone comfortably. The even larger side galley is made more efficient with a new icebox/refrigerator and it's front loading door, finished in teak veneer. Molded countertops now extend over the entire galley.*



*Inside the three cabin configuration, the nav station is located aft. Larger than ever before, it also features a large cabinet with sliding door for electronics. Access to mechanical spaces is improved, making maintenance easier.*

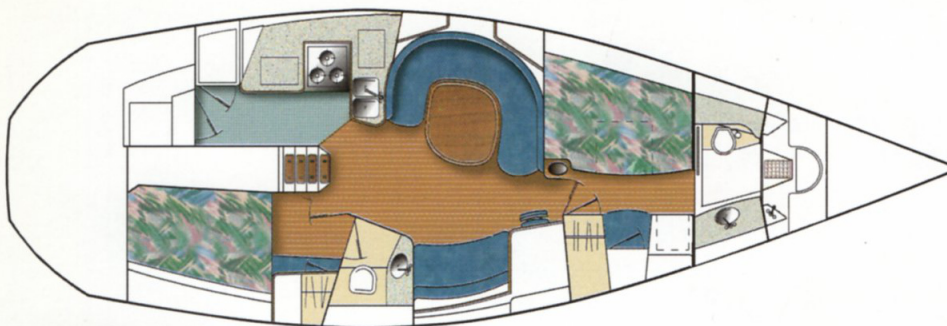



The two stateroom interior is a perfect choice for the sailing couple who understand how to enjoy life aboard. Inside, the new larger galley features additional counterspace with molded countertops, as well as two cavernous, well insulated ice boxes. The large main cabin is comfortable for dining, relaxing and entertaining with deep contoured seats expertly upholstered in durable fabrics. On both the 2 and 3 cabin versions, the master cabin is forward of the bulkhead, insuring the best ventilation, minimum motion and maximum privacy.

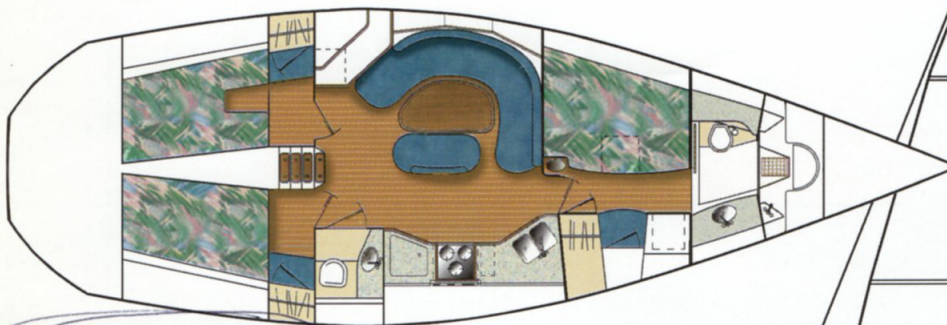


The three cabin interior offers twin staterooms aft with an adjacent head and shower that now features attractive molded countertops. The hatches in both aft cabins open directly above each berth. Guests will especially appreciate the larger hanging lockers in both aft cabins. The luxurious owner's stateroom is forward, with its own private head and shower. Re-designed storage in the forward cabin includes a full length hanging locker. The complete side galley has been enlarged and provides more storage locations than ever before.





Two Stateroom Interior



Three Stateroom Interior

## Catalina 42 markII

### PRINCIPAL SPECIFICATIONS

L.O.A.	12.75m	41' - 10"
L.W.L.	10.97m	36' - 0"
Beam	4.22m	13' - 10"
Draft (Fin Keel)	1.83m	4' - 10"
Draft (Wing Keel)	1.47m	4' - 10"
Ballast (Fin Keel)	3760kg	8300 lbs.
Ballast (Wing Keel)	3760kg	8300 lbs.
Displacement (Fin Keel)	9287kg	20,500 lbs.
Displacement (Wing Keel)	9287kg	20,500 lbs.
Engine	50 HP, 4 cylinder	
Sail Area (100% Foretriangle)	71.04m <sup>2</sup>	797sq. ft.
I	16.15m	53' - 0"
J	5.08m	16' - 5"
P	14.25m	46' - 9"
E	4.72m	15' - 6"

\* All measurements are approximate

Photos and drawings may show optional equipment.  
Refer to current price sheet for standard equipment list and specifications.


*The Catalina 42 markII is built with the quality and care that you expect from the leading sailboat builder in the United States. Our yachts have sailed in nearly every corner of the globe. Tens of thousands of people have leaned to sail aboard a Catalina. What we have done in return is deliver lasting value to our owners. It's no wonder that the average Catalina owner is now sailing their second or third boat built by Catalina.*

*We'd like to invite you to be a part of our sailing family.*

**Catalina**  **Yachts**

21200 Victory Boulevard, Woodland Hills, CA 91367  
Phone (818) 884-7700 FAX (818) 884-3810

Sold and Serviced by:



The impressive cockpit comes with standard folding leaf fiberglass table, with built-in beverage storage and footrest for the crew.