

CHRYSLER SAILBOATS

Chrysler 26 Cruiser
Mutineer Daysailer

Chrysler 22 Racer/Cruiser
Dagger Performance Hull

Buccaneer Sloop
Pirateer Dinghy

Introducing Chrysler 26.
Instant family vacation maker.



Slip into 26 feet of solid, offshore comfort to go for a family cruise or lead the fleet around regatta buoys. Take the helm of this trailerable, new Chrysler and feel how terrifically stable, yet instantly responsive she is. She's ready to help you make your sea escape with main, genoa, rigging, running gear all standard. In her self-bailing cockpit and spacious cabin there's extra elbow room, storage room and 6' standing headroom. She sleeps 6 on full, deep-cushioned, 6'3"-long berths; offers real live-aboard luxury with dinette table, deluxe cabin trim, enclosed head area, and color-coordinated style. She has comfort-convenience options galore. Eight windows and two hatches make her bright and airy. A smooth main cabin liner makes her a breeze to maintain. She's available with easy-trailering swing keel, or fixed keel, to suit your boating style.

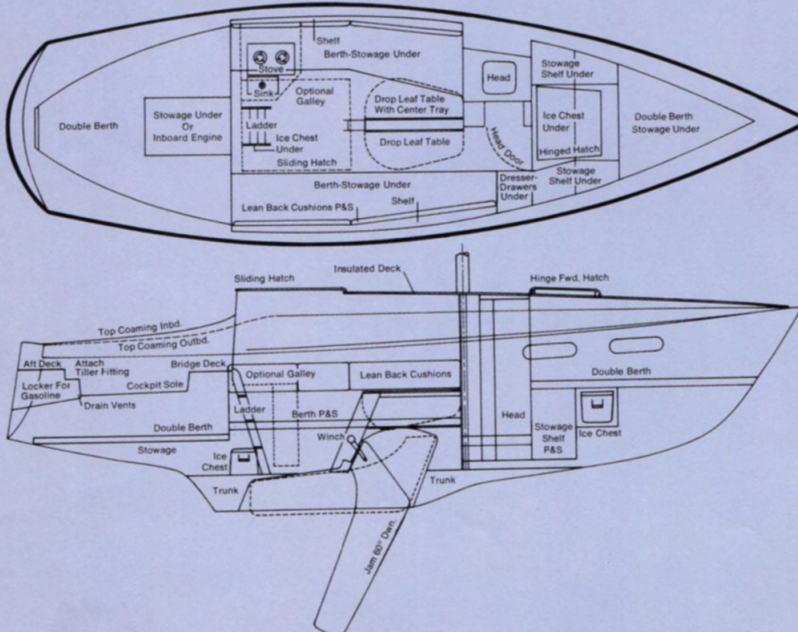


Chrysler 26

STANDARD EQUIPMENT: Sleeping for 6 (forward v-berth, double stern berth, two single side berths). Dinette table, chart/cutlery locker, cupboard. Hand layup construction with reinforcements and smooth partial cabin liner; plush cabin trim. Space for 48-qt. ice chest below forward berth. Enclosed toilet area. Plenty of dry stowage. Wide, translucent companionway hatch with teak door boards, hasp. Translucent foredeck hatch. 6 side windows and 2 cockpit windows (for light in stern berth). Self-bailing cockpit. Cockpit seat hatch (port). Sealed fuel tank/battery hatch. Split backstay. 2-tone skid-resistant deck surfaces. Hinged mast step. Anodized aluminum mast, boom. Mast carrier. Dacron mainsail. 110% Dacron genoa, Dacron halyards. Running rigging. Adjustable stainless-steel standing rigging (double lower shrouds). Harken blocks. Full-length combination toe rail/genoa track. Choice of fixed keel; or swing keel with patented lock, pennant and silent winch. Inboard tiller with adjustable up-down rudder (stainless cheeks, rudder post). Mainsail outhaul, downhaul.

OPTIONAL EQUIPMENT: Bow pulpit. Stern rail. Lifelines and stanchions. Mainsheet traveler. Halyard winches. Portable 48-qt. ice chest. Built-in galley (2-burner alcohol stove w/stainless cover, stainless-steel sink, 5-gal. water tank, 25-qt. ice chest). Portable marine toilet, or permanent toilet w/holding tank. Cabin window and privacy curtains. Mosquito screens. Yanmar 8-hp. diesel (1-cyl.) inboard with remote controls, fuel tank. Chrysler "Sailor" 6-hp. or 10-hp. outboard motor. Built-in outboard mount. Bimini top. Canvas dodger curtains for cockpit area. Stern boarding ladder. Backstay adjuster. Cabin, running lights. Mainsail cover. Spinnaker with pole, fittings. Working jib. 150% and 170% genoas. Cockpit cushions. Boom vang. Cradle. Mast-raising bridle. Custom-mated trailer. Mainsail jiffy reefing Barlow or Lewmar winches.

SPECIFICATIONS: Overall length 26'0". Waterline 22'0". Beam 8'0". Draft: Swing keel 2'3" to 6'2". Displacement 5000 lbs. Ballast 2000 lbs. Sail Area (sq. ft.): Main 106, 110% Lapper 161, Working Jib 138, 150% Genoa 230, 170% Genoa 254. Recommended Aux. Power: 8-hp. diesel inboard; 6-10 hp. "Sailor" outboards. Colors: Red hull with white deck, cove and waterline striping; or white hull and deck with red cove/waterline in gelcoat. Consulting designer: Halsey Herreshoff.





Chrysler 22

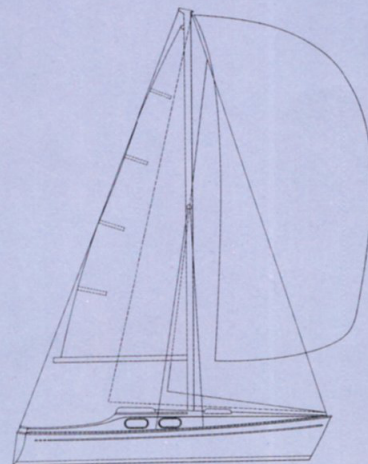
Chrysler's outstanding new 22' trailerable family sailer, sets a new standard for versatility and performance in small cruiser-racers! She sails with amazing stability—a result of her wide 7'9" beam, 3000-lb. displacement and 725-lb. swing keel (Also available with fixed keel, 1010-lb.). Safety for families and racers include foot-gripping deck surfaces, self-bailing cockpit, self-righting capability and foam flotation. She's just right for a family of five, a racing crew of 2-3, or the single-hander.

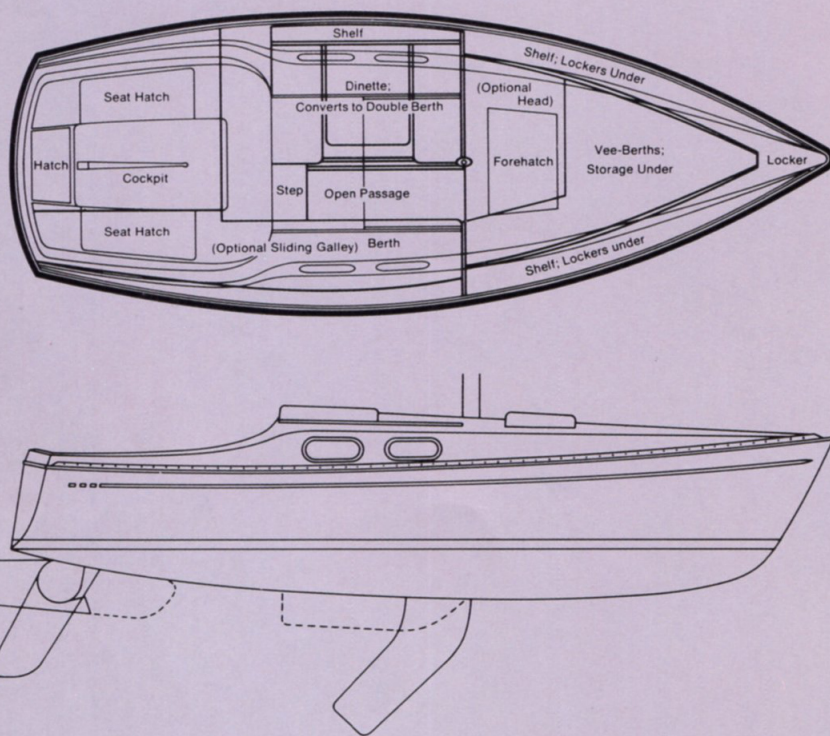
FOR TRAILERING the easily raised swing keel and thru-hull pivot-up rudder keep center of gravity low, provide convenience for loading and launching. The hinged mast step and mast carrier make rigging simple. Her custom trailer saves dockage/storage fees (she'll berth in your backyard), and makes sailing fun mobile. Use it as an on-land camper on your way to and from waterways.

FOR CRUISING there's plenty of extra room and comfort. The whole family can rest easy on five 6'3" full-length cushioned berths. Cabin is light and airy with windows, translucent forehatch and sliding companionway hatch. Double berth converts to a dinette (also great for charting, youngsters' games). Optional slide-away galley is positioned near companionway to give standing headroom and plenty of cabin ventilation with hatch open. Optional portable cooler forms step into cabin.

There's storage galore—even special space for an auxiliary outboard tank. The boat interior has full-length fiberglass liners to make maintenance easy. There are optional portable or permanent toilets with window and privacy curtains; lights, and an optional self-tacking boom kit to fit working jib.

FOR RACING she has a variable-position keel with easy-control winch to let you fine-tune performance; a clean-sweep deck for minimal wind resistance; full-length aluminum toe rails that eliminate need for genoa track because blocks may be positioned anywhere and changed easily underway; and a thru-hull pivot-up rudder that's controlled from the tiller.





Chrysler 22

STANDARD EQUIPMENT: *Cabin*—5 cushioned berths (2 vee-bunks, double and single berths). Dinette table. Fiberglass cabin liner. Port-starboard windows. Sliding companionway hatch with hasp and teak door. *Cockpit*—Self-bailing. Sealed below-deck storage for outboard fuel tank. Thru-hull pivot-up rudder, tiller, 2 seat hatches with storage under. *On Deck*—Skid-resistant 2-tone surfaces. Foredeck hatch. Hinged mast step. Mast carrier. *Rigging*—Anodized aluminum spars. 5-oz., 4-batten Dacron mainsail. 5-oz., 110% Dacron genoa. Halyards and sheets. Main sheet traveler. Adjustable stainless standing rigging. Quality cleats, hardware. Harken blocks. Port-starboard toe rail/genoa track. *Hull*—Hand-layup reinforced fiberglass. Foam flotation. Swing keel and winch.

OPTIONAL EQUIPMENT: Sturdy bow pulpit. Stern rail. Slide-away 2-part galley (stove, sink, 4-gal. water tank). Portable 48-lb. ice chest. Lifelines and stanchions. Bimini top for cockpit. Canvas dodger curtains. Stern boarding ladder. Outboard bracket. Marine toilet with holding tank or portable marine toilet. Privacy curtains for toilet and windows. Backstay adjuster. Cabin and running lights. Mainsail cover. Deluxe interior package. Mosquito screens. Mast-raising bridle. Barlow or Lewmar winches. Jiffy reefing. 150% genoa (177 sq. ft.). $\frac{3}{4}$ -oz. spinnaker, pole, fittings. Self-tacking jib boom kit. Working jib. Cockpit cushions. Boom vang. Cradle. Chrysler S-3000 trailer.

SPECIFICATIONS: Overall length 22'0". Waterline 19'0". Beam 7'9". Draft: Swing Keel 825 lbs., 1'11" to 4'6"; Fixed Keel 1010 lbs., 3'9". Displ. 3000 lbs. Sail Area (sq. ft.): Main—88, Working Jib—84, 110% Genoa—114. Mast Length 26'6". Recommended aux. outboard—5 to 10 hp. Colors—white hull, blue waterline and side stripes; or blue hull with white waterline and side stripes. Consulting designer: Halsey Herreshoff.

All the crew you need: Chrysler "Sailor" Outboards

The first outboards specifically designed to power sailboat hulls: Chrysler "Sailor" 6 manual-start, and "Sailor" 10 electric-start/Magnapower with alternator. 20" legs. Big 3-blade props. Efficient 13:37 gear ratios. 40% more forward thrust than standard 6- and 10-hp. motors; more than double the reverse thrust. Special lower unit with above-prop exhaust and dual anti-cavitation plates. Quick-stop maneuverability. Starter on 6 pulls from any angle.

Lo-Profile motors in 6, 8, 10 and 15 hp. are low, compact, lightweight; fit where others won't. Up-front controls. Narrow 6-gal. Tote Tanks stow anywhere. Self-contained 4-hp. Chrysler has loop charging, F-N shift, 360° pivot.

Sailboat motor options include leg extensions, remote controls and displacement hull propellers.





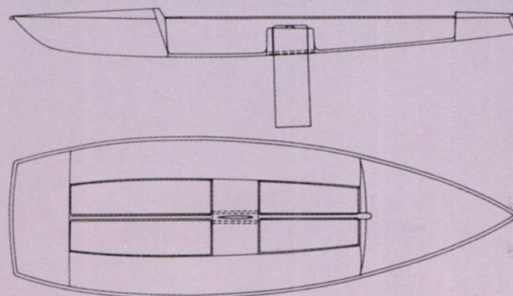
Introducing the hot one... Chrysler Dagger

Take it fast, or take it easy with the all-new, hi-performance, quick-planing hull, 14'6" Dagger from Chrysler. Low, lightweight, sleek and sassy, she's ready to challenge the best of the hot boats on any course—with a swingin' single-hander, or a crew of two. For leisurely fun-a-float boating she sails easily on her lines with 2-3 people. Should she capsize, one person can pop her right back up and sail away while her roomy, molded-in double cockpit bails itself dry. Hull is foam-filled for positive flotation. Dagger is so easy to rig, handle, trailer or carry on car top you can become an instant winner, even if you're just a beginner! Her cat-rigged Dacron sail is loose-footed for fine-tuning control, both on and off the wind. Halyard is inside the stayed mast for minimal wind resistance. All running gear—including up-down rudder, pivoting tiller extension, foil-shaped daggerboard and mainsheet—is located so a single-hander can control her without moving inboard from the hiking position. Chrysler Dagger is a new class of *one* . . . makes performance sail racing a whole new ballgame!

STANDARD: Loose-footed Dacron mainsail (85 sq. ft.) with 3 battens. Colorful lime-blue-orange-white sail striping coordinates with hull color choices. Adjustable outhaul. Downhaul. Foam-filled, anodized aluminum hinged-step mast. Anodized aluminum boom. Stainless-steel standing rigging (forestay, shrouds). Dacron halyard, mainsheet. Foil-shape mahogany daggerboard. Harken blocks. Foil-shape mahogany rudder that controls up-down from the tiller, with extension. Textured deck surfaces. Foam hull flotation.

OPTIONS: Cockpit bailer. Hiking straps. Boom vang. Boat cover. Chrysler custom-mated trailer.

SPECIFICATIONS: Overall length 14'6". Beam 4'9". Draft 6" to 2'7". Std. sail (3.5-oz. Dacron) area 85 sq. ft. Std. mast length 19'6". Capacity 2-3. Approx. hull wt. 150 lbs.
Colors: Lime green hull w/white deck; or blue hull w/white deck; or white hull and deck. Consulting designer: J. R. Macalpine-Downie.



Chrysler Pirateer

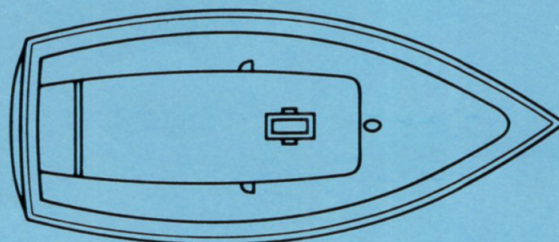

Chrysler's 13' planing-hull sailing dinghy is portably light-in-weight, yet safe, stable and forgiving for beginners . . . a great trainer . . . a family fun boat . . . or a winning challenger for experienced sailors. Handsome, wide-open and beamy with a powerful bow, she has foam flotation in hull, spars and between hull and deck for safety. She'll hold 2-3 people with ease. Her sloop rig—mainsail, jib and optional spinnaker—is easy to handle and enables her to walk away from other boats of her type, even in the lightest of breezes. If knocked down, she's easily righted by a single hander.

She's practically maintenance-free with her smooth fiberglass hull, textured anti-skid surfaces and corrosion-resistant rigging, hardware and fittings. Her design and style give her the look of bigger sloops.

STANDARD: Dacron mainsail, jib, halyards and sheets. Jib sheet cleats (2) recessed into seats for convenience and comfort. Anodized aluminum mast and boom with built-in foam flotation. Hinged mast step for quick, easy rigging and unrigging. Kick-up rudder. Wooden locking daggerboard. Hiking stick on tiller. Textured, skid-resistant surfaces. Molded-in seats. Stainless-steel standing rigging. Husky bow and stern eyes. Smooth fiberglass inner hull liner. Provision for an ice box in the stern. Foam hull flotation. Transom drain.

OPTIONS: Jib furling gear. Spinnaker, pole and fittings. Spinnaker launcher (unique design). Boat cover. Outboard motor bracket. Bow cover. Portable 25-qt. ice chest. Hiking straps. Waterline stripe. Cockpit bailer. Chrysler custom-mated SC-500 trailer.

SPECIFICATIONS: Overall length 13'0". Waterline 12'2". Beam 5'6". Draft, board up 8½", board down 3'4". Approximate weight fully rigged 300 lbs. Sail area (sq. ft.): Total—90, Main—60, Jib—30, Spinnaker—130. Mast length 18'6". Capacity 3. Color—orange hull, white deck. Recommended outboard 4 hp. Consulting designer: J. R. Macalpine-Downie.



Chrysler Mutineer

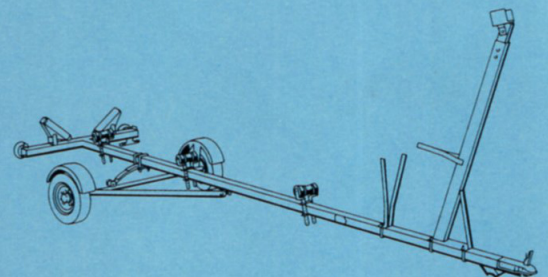
The innovative 15' sloop that's in a class all her own for comfort and handling ease. The all-'round fun boat/ daysailer for families, couples or individuals. Her exceptionally wide beam (as big as many 18-footers) and spacious 7' cockpit make it easy for her to carry a large crew, yet sail on her proper lines. Because of her size, stability and sail-reducing capabilities, she also makes an excellent trainer.

Mutineer feels every wisp of breeze; sails close to the wind on her main alone or on just a jib in heavy air. With almost effortless control she moves easily through the water with very little wake or displacement.

STANDARD: Roller-furling 4-oz. Dacron jib you can reef from the cockpit. Molded-in textured seats. Skid-resistant deck and flooring. Foil-shape centerboard with low trunk for extra "people room." Foam flotation under sides, foredeck and in aluminum spars. Twin suction bailers. Adjustable foil-shape rudder. Pivoting tiller extension. Stainless standing rigging. Race-type hardware. Dacron running rigging. 4-batten, 4-oz. Dacron mainsail with mid-boom sheeting. Plenty of dry storage.

OPTIONS: Spinnaker with full gear. Olympic-type foredeck spinnaker launcher. Boom vang. Boat cover. Outboard bracket. Jib barber haulers. Hiking straps. Waterline stripe. Chrysler S-700 trailer.

SPECIFICATIONS: Overall length 15'0". Waterline 14'1". Beam 6'0". Draft, CB up 8", CB down 4'1". Sail Area (sq. ft.): Total—150, Main—100, Jib—50, Spinnaker—166. Mast Length 21'8". Capacity 4. Approx. Wt. Fully Rigged 410 lbs. Recommended Outboards—4 to 5 hp. Colors—Yellow or green hull with white deck. Consulting designer: J. R. Macalpine-Downie.



Custom-Mated Sailboat Trailers

Chrysler trailers are custom designed to cradle your new Dagger, Pirateer, Buccaneer, Mutineer, Chrysler 22 or Chrysler 26 sailboat best, with no need for local make-do revisions. You can be sure they'll provide the most efficient support for your boat with full strength, protection and durability from bow to stern, whether stored or towed over rough terrain. Save on dockage and storage fees—and make your fun more mobile—with a full-quality Chrysler Custom-Mated Trailer. Ask your dealer for a free Chrysler Trailer Catalog.



Chrysler Buccaneer

Chrysler's 18' Buccaneer proved herself in national One-Of-A-Kind sail racing even before she was introduced! And today she's one of the fastest growing one-design classes—as well as a popular family day-sailer.

Considered by experts to be a breakthrough in performance design, Buccaneer's unique hull shape with long, lean bow and wide, flat stern lines make her easy to drive to windward, quick to plane, yet surprisingly stable, dry and easy to handle even for the novice. Her spacious 7'3" cockpit with molded-in, skid-resistant seats, deck and floor, plenty of storage, and rear deck hatch large enough for an outboard, make her an enviable family picnic sailer.


This performance purebred is so beautifully balanced and easy to handle, beginners learn the ropes quickly and seasoned sailors perform circles around competition.

STANDARD: 4-oz. roller-furling Dacron jib, window. 4-oz. Dacron mainsail with 4 battens and mid-boom sheeting. Adjustable foil-shape centerboard and rudder. Fingertip-control tiller with pivoting extension. Adjustable stainless standing rigging. Dacron running rigging. Foam-filled anodized aluminum spars and fiberglass hull. Twin suction bailers.

OPTIONS: Spinnaker with full gear. Olympic-type spinnaker launcher. Jib barber haulers. Boat cover. Boom vang. Hiking straps. Outboard bracket. Waterline stripe. Chrysler S-700 trailer.

SPECIFICATIONS: Overall length 18'0". Waterline 16'8". Beam 6'0". Draft, CB up 7", CB down 3'10½". Approx. Wt. Fully Rigged 500 lbs. Sail Area (sq. ft.): Total—175, Main—114, Jib—61, Spinnaker—178. Mast Length 24'0". Capacity 6.

Colors—Blue or red hull with white deck. Recommended Outboards—4 to 6 hp. Consulting designer: J. R. Macalpine-Downie.



Marine Products Group, Chrysler Corporation
P.O. Box 2641, Detroit, Mich. 48231.

Although all descriptions and pictorial representations of the products in this catalog are believed to be correct at the time of publication, accuracy cannot be guaranteed. The policy of Marine Products, Chrysler Corporation, is one of continual improvement. Therefore, equipment, colors, materials and other specifications, model availability and prices are subject to change without notice or obligation.