

Crealock 37

37'

William Crealock has designed fine yachts, but this is the first to carry his name.

The Crealock 37 is a gathering of his 30 years of experience as a master mariner and naval architect. The 37 is designed for cruising speed, safety, and comfort. David White proved this in his second-place finish in the single-handed Transpac.


Her high-performance underbody with long keel and separate skeg rudder reduce wetted surface and drag yet provide the truest directional stability. Her exceptional balance makes the helm so easy to tend that several owners claim it's a waste to choose a wheel instead of a tiller.

Her canoe stern provides reserve buoyancy without presenting a large rump to following seas.

Just as exceptional as the Crealock 37's ease of handling is her strength of construc-

tion—from her completely hand laid-up hull to her solid bronze fittings and teak joinery, she is built to last. Her spacious interior is lavishly finished in teak and oak and offers every civility imaginable. For a full-color information package, send \$5 to the address below.

L.O.A. 36'11"
L.W.L. 27' 9"
Beam 10'10"
Draft:
 Deep Keel 5' 6"
 Shoal Keel 4' 5"
Ballast 6,200 lbs.
Displacement 16,000 lbs.
Sail Area:
 100% Foretriangle 347 sq. ft.
 Main 272 sq. ft.
Auxiliary 44 H.P. Yanmar
Designer W.I.B. Crealock
Year Introduced 1979



THE CREALOCK 37

Pacific Seacraft Corp.

3301 S. Susan Street #SD
Santa Ana, CA 92704
(714) 751-1343

Fisher 37

L.O.A. 37' 0"
L.W.L. 32' 6"
Beam 12' 0"
Draft 5' 3"
Displacement 31,360 lbs.
Sail Area (100% Foretriangle) 775 sq. ft.
Main 312 sq. ft.

Northshore Yacht Yards Limited

Itchenor Shipyard
Chichester, Sussex PO20 7AY
ENGLAND

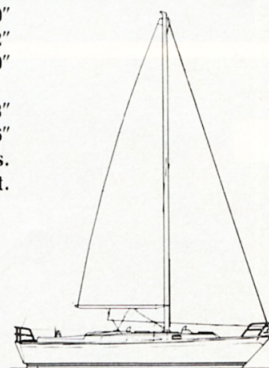


Heritage 37

L.O.A. 37' 0"
L.W.L. 31' 2"
Beam 12' 0"
Draft:
 Deep Keel 5' 3"
 Shoal Keel 4' 6"
Displacement 15,550 lbs.
Sail Area 762 sq. ft.

Oyster Marine Ltd.

Fox's Marina, Wherstead
Ipswich, Suffolk IP2 8SA
ENGLAND
011-44-473-6-88888
TLX: 987767

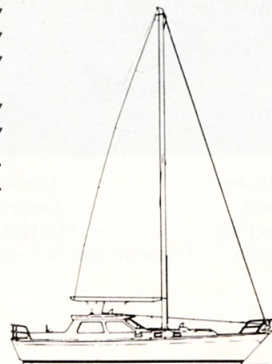


Heritage Pilot House 37

L.O.A. 37' 0"
L.W.L. 31' 2"
Beam 12' 0"
Draft:
 Deep Keel 5' 3"
 Shoal Keel 4' 6"
Displacement 16,100 lbs.
Sail Area 762 sq. ft.

Oyster Marine Ltd.

Fox's Marina, Wherstead
Ipswich, Suffolk IP2 8SA
ENGLAND
011-44-473-6-88888
TLX: 987767



LM Mermaid 380

L.O.A. 37' 0"
L.W.L. 31' 8"
Beam 11' 9"
Draft 5' 6"
Displacement 14,330 lbs.
Sail Area:
 Main 322 sq. ft.

Anchor Marine, Inc.

10967 N. Bayshore Drive
Sister Bay, WI 54234
(414) 854-2124

