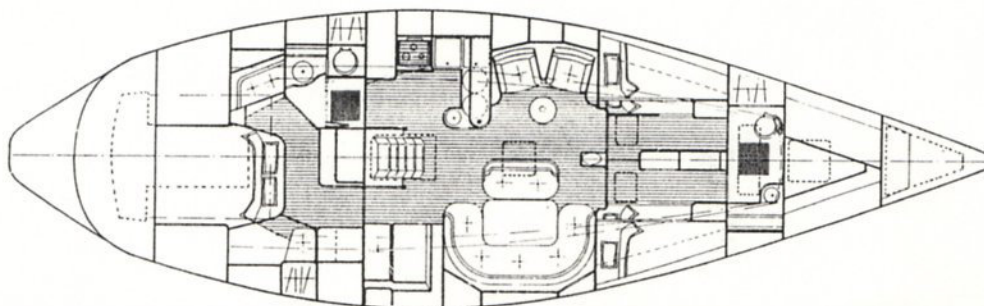
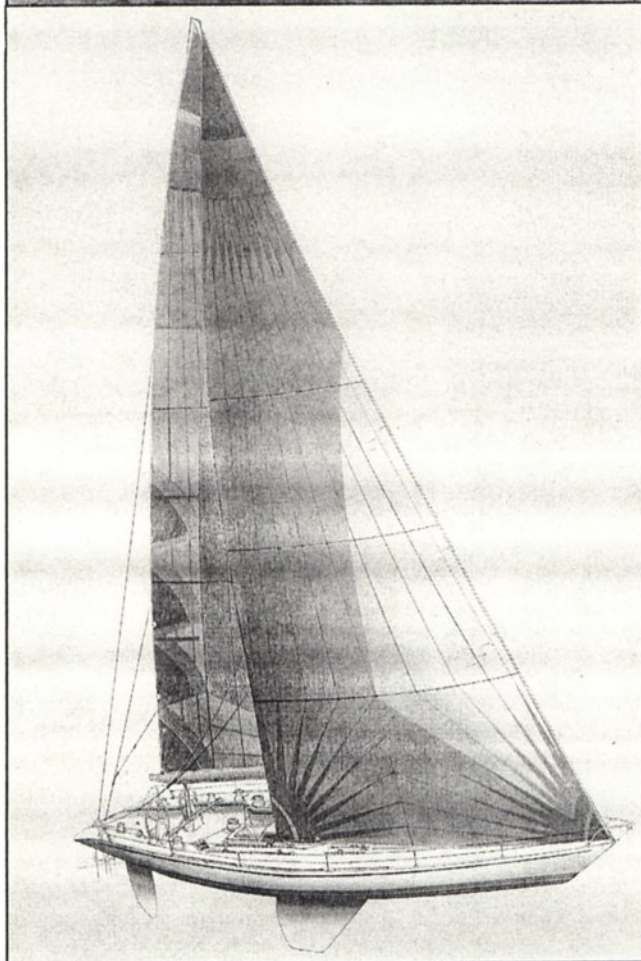



Chantiers Beneteau are producing a new Frers-designed 51-foot IOR boat that will be marketed as a racer/cruiser and is also available as a one-design racer.

The racing-version concept is to build a boat with first-class IOR potential but with the distinct advantages offered by a production boat. Low initial costs, high resale value, and the expertise and knowledge of the world's leading sailboat builders are what you get with this Beneteau.

Hull construction is of S-glass and carbon fiber over a Divinycell foam core. The deck is S-glass, Kevlar, and foam. The boat will include an Isomat four-spreader rig, twin steering wheels and Lewmar winches.

It is, however, the interior that sets this design apart. Despite the racing deck plan, the accommodation consists of owner's cabin, heads and shower, crew cabin aft, navigation station, galley with refrigerator, and saloon; amidships are additional heads and shower and extra berths forward. Honeycomb bulkheads and a fully removable interior provide the per-



fect compromise for the owner wishing to combine fast cruising with a concerted campaign for the Sardinia Cup, Admiral's Cup, SORC, and so on.

The cruising version is exactly that—with a completely different deck featuring a large and comfortable cockpit and raised coachhouse to allow more headroom and interior volume below.

The sailplan is simplified for easy handling under cruising conditions. Oversized self-tailing winches, optional roller furling and state-of-the-art deck hardware assure relaxed days under sail.

Below, the layout is designed for easy passagemaking or luxurious relaxation at a mooring. A large U-shaped galley with deep double sinks and large refrigeration capacity make dining a pleasure.

The navigation area has enough room for the most up-to-date navigation equipment while still allowing room to spread out a chart.

Around this, the Beneteau design team will work with any owner to tailor the interior with those personal requirements that truly put your signature on a magnificent sailing yacht.

| | |
|----------------------|-----------------------|
| L.O.A..... | 51' 2" |
| L.W.L..... | 43' 1" |
| Beam..... | 14' 9" |
| Draft: | |
| Deep Keel..... | 9' 6" |
| Shoal Keel..... | 5' 11" |
| Ballast..... | 14,329 lbs. |
| Displacement..... | 28,659 lbs. |
| Sail Area: | |
| 100% Foretriangle | 668 sq. ft. |
| Main..... | 544 sq. ft. |
| Rig..... | Isomat |
| No. of Berths..... | 9 |
| Water Capacity..... | 215 gal. |
| Fuel Capacity..... | 110 gal. |
| Auxiliary..... | 85 H.P. Perkins 4-236 |
| Winches..... | Lewmar |
| Designer..... | German Frers |
| Year Introduced..... | 1986 |

Beneteau (U.S.A.) Ltd.
326 First St.
Annapolis, MD 21403
(301) 268-7177