

The *Hunter* COLLECTION



H U N T E R

OUTBOARDS and INBOARDS

L E G E N D

V I S I O N

P A S S A G E

We go the Distance

The New Hunter



Today more than ever long-term success is possible only when customers are thoroughly satisfied. Over the last couple of years we have listened to customers and dealers with even greater intensity and, as a result, have made many improvements at Hunter.

These improvements reflect an increased dedication to customer responsiveness and a new level of quality. While we have never strayed – and never will – from providing exceptional value and design, we also are determined to eliminate problems that affect customers.

Our mission at Hunter is to “go the distance for you!” Going the distance means 100 percent effort. From manufacturing, warranty and customer service, we promise you that effort.

I am proud to introduce to you our commitment to “Go The Distance” with the best customer service program in the industry: the Hunter “Customer Bill of Rights.”

Hunter Marine is a leader in the sailboat industry for one simple reason: we produce a superb product at an affordable price.

Only Hunter Marine offers Cruise Pac, the most complete accessory and marine hardware package in the industry.

It's Hunter who offers the walk-through transom, bulb wing keel, brand name components, functional interiors, well... the list is long.

Find out for yourself. Go the distance.

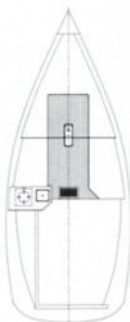
Warren R. Lohs

HUNTER CUSTOMER'S “Bill of Rights”

Every person at Hunter Marine pledges 100 percent effort to provide you with:

- The best price and value available today.
- A safe, trouble-free boat for years of family enjoyment.
- A boat designed and built with innovation and premium materials.
- A company with the resources and experience to stand by its product, and its customers.
- A toll-free customer hotline so we can respond quickly to your needs and suggestions.
- A limited five year hull structure and bottom blister warranty.

©Copyright 1989 Hunter Marine. All rights reserved.



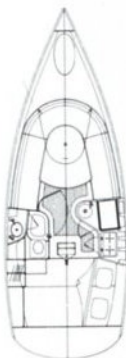
HUNTER

19



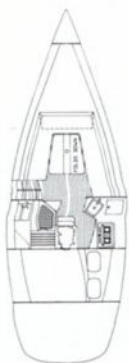
HUNTER

23.5



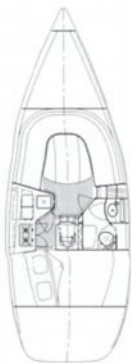
HUNTER

26



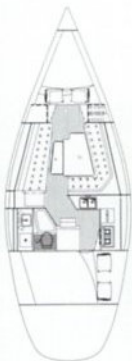
HUNTER

27



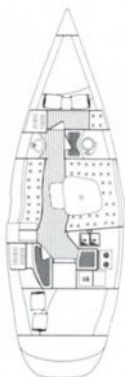
HUNTER

29.5



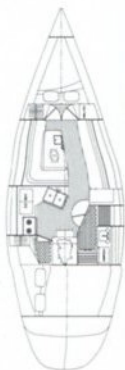
HUNTER

30



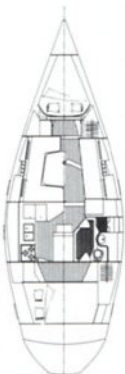
HUNTER

33.5



LEGEND

35.5



LEGEND

37.5



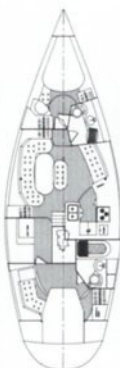
LEGEND

40.5



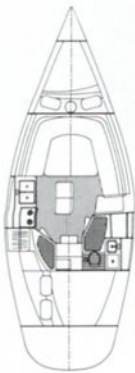
LEGEND

43



PASSAGE

42



VISION

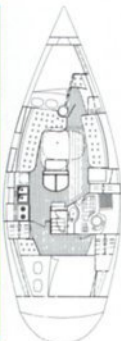
32

The Vision series is an exciting new direction focused on simplifying your sailing.

The heart of this new design is a free standing rig; free of shrouds, backstays, spreaders, and the associated adjusting and fiddling that the traditional rig requires. The tapered mast bends off, "spilling off" the mainsail, thus lowering the center of effort to increase stability.

An electric halyard winch, Isoreef single line reefing, Roger's "Captive" mainsail super slides, and all lines leading aft, work together to allow a simple pull of a line or push of a button to easily control your Vision. And all are handled from the wide, deep, comfortable cockpit.

Experience the simplified fun of sailing a Vision.



VISION

36

STANDARD EQUIPMENT

	H-19	H-23.5	H-26	H-27	H-28.5'	H-30	V-32	H33.5	L-35.5	V-36	L-37.5	L-40.5	P-42	L-43
RIGGING														
Mainsail (Full Batten)	✓	✓	✓	✓	✓	✓	✓	✓	✓	✓	✓	✓	✓	✓
Genoa	110%	110%	100%	110%	110%	130%	110%	130%	130%	110%	130%	130%	130%	130%
Sail cover							✓		✓	✓	✓	✓	✓	✓
Furling system					✓	✓	✓	✓	✓	✓	✓	✓	✓	✓
Line stoppers & line organ.			✓	✓	✓	✓	✓	✓	✓	✓	✓	✓	✓	✓
Self-tail sheet winches		✓	✓	✓	✓	✓	✓	✓	✓	✓	✓	✓	✓	✓
Boom vang		✓	✓	✓	✓	✓	✓	✓	✓	✓	✓	✓	✓	✓
Single line reefing							✓		✓	✓	✓	✓	✓	✓
Flaking system							✓		✓	✓	✓	✓	✓	✓
Self-tailing halyard winch	1*	1*	1*	1*	2	1	2**	1	2	2**	2	2	2	2
Mainsheet traveler						✓	✓	✓	✓	✓	✓	✓	✓	✓
Anod. alum. mast & boom	✓	✓	✓	✓	✓	✓	✓	✓	✓	✓	✓	✓	✓	✓
Windex				✓	✓	✓	✓	✓	✓	✓	✓	✓	✓	✓
*Not self-tailing														
**1 Electric, 1 Manual														
ELECTRONICS														
VHF radio (U.S. only)					✓	✓	✓	✓	✓	✓	✓	✓	✓	✓
Digital knotmeter					✓	✓	✓	✓	✓	✓	✓	✓	✓	✓
Digital depth					✓	✓	✓	✓	✓	✓	✓	✓	✓	✓
TV/VCR													✓	
Stereo w/cass. deck							✓		✓	✓	✓	✓	✓	✓
*CD Player														
DECK/HULL														
Bow pulpit, SS	✓	✓	✓	✓	✓	✓	✓	✓	✓	✓	✓	✓	✓	✓
Stern rail, SS	✓	✓	✓		✓	✓	✓	✓	✓	✓	✓	✓	✓	✓
Stern rail seats					✓	✓	✓	✓	✓	✓	✓	✓	✓	✓
Lifelines	Single	Single	Single	Single	Double	Double	Double	Double	Double	Double	Double	Double	Double	Double
Swim ladder, SS	✓	✓	✓	✓	✓	✓	✓	✓	✓	✓	✓	✓	✓	✓
Electric windlass													✓	
Anchor well	✓	✓	✓	✓	✓	✓	✓	✓	✓	✓	✓	✓	✓	✓
Skylight(s) or windshield		✓	✓		✓		✓		✓	✓	✓	✓	✓	✓
2-tone non-skid				✓	✓	✓	✓	✓	✓	✓	✓	✓	✓	✓
Mooring cleats	✓	✓	✓	✓	✓	✓	✓	✓	✓	✓	✓	✓	✓	✓
Hinged seahood	✓	✓	✓											
Engine bracket	✓	✓	✓											
Kick-up rudder	✓	✓	✓											
Bulb-wing keel				✓	✓	✓	✓	✓	✓	✓	✓	✓	✓	✓
Water ballast	✓	✓	✓											
Centerboard	✓	✓	✓											
COCKPIT														
T-shaped cockpit				✓	✓	✓	✓	✓	✓	✓	✓	✓	✓	✓
Walk-through transom	✓	✓	✓	✓	✓	✓	✓	✓	✓	✓	✓	✓	✓	✓
Transom storage					✓	✓	✓	✓	✓	✓	✓	✓	✓	✓
Removable helm seat					✓	✓	✓	✓	✓	✓	✓	✓	✓	✓
Tiller steering	✓	✓	✓											
Wheel steering				✓	✓	✓	✓	✓	✓	✓	✓	✓	✓	✓
Wheel brake							✓		✓	✓	✓	✓	✓	✓
	H-19	H-23.5	H-26	H-27	H-28.5'	H-30	V-32	H33.5	L-35.5	V-36	L-37.5	L-40.5	P-42	L-43

*Preliminary specifications

Pedes
Ped
Cockp
Cockp
ELEC
Dual 1
Runni
Docks
Batter
Solar p
CAB
Teak &
Enclos
Porta-
Openi
Tinted
Hatche
Hangin
Chart f
Curtain
Aft. cal
*Plus
GALL
Galley
Pressu
Stove
Stove
Microw
Freshw
Refrige
Corian
AUX
Diesel
Fuel
COCK
Anchor
Life jac
Fog bel
Thro
Flares
Fire ext
Emerg
Chapm
Electric
Manual
Trailer

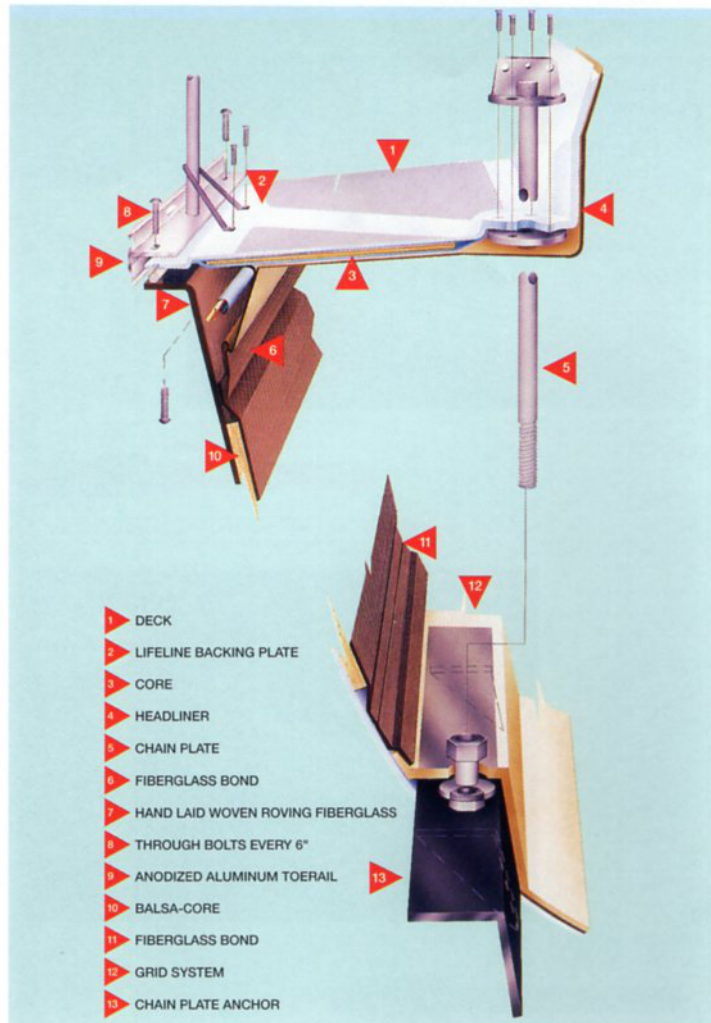
*Prel
**Hur

STANDARD EQUIPMENT

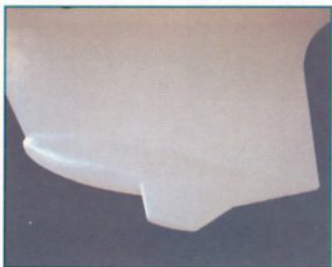
	H-19	H-23.5	H-26	H-27	H-29.5*	H-30	V-32	H33.5	L-35.5	V-36	L-37.5	L-40.5	P-42	L-43
Pedestal guard					✓		✓		✓	✓	✓	✓	✓	✓
Pedestal compass				✓	✓	✓	✓	✓	✓	✓	✓	✓	✓	✓
Cockpit table		✓	✓		✓					✓		✓		✓
Cockpit shower							✓		✓	✓	✓	✓	✓	✓
ELECTRICAL														
Dual 12V batt. switch					✓	✓	✓	✓	✓	✓	✓	✓	✓	✓
Running lights	✓	✓	✓	✓	✓	✓	✓	✓	✓	✓	✓	✓	✓	✓
Dockside power w/cord				✓	✓	✓	✓	✓	✓	✓	✓	✓	✓	✓
Battery charger							✓		✓	✓	✓	✓	✓	✓
Solar panel										✓	✓	✓		✓
CABIN														
Teak & holly sole			✓	✓	✓	✓	✓	✓	✓	✓	✓	✓	✓	✓
Enclosed head			✓	✓	✓	✓	✓	✓	✓	✓	✓	✓	✓	✓
Porta-potti	✓	✓	✓											
Opening ports			3	3	3	7	7	7	6	10	9	8	16	10
Tinted slider hatch	✓	✓	✓	✓	✓	✓	✓	✓	✓	✓	✓	✓	✓	✓
Hatches	1	1	1	2	2*	5	3	5	4	6	5	9	5	7
Hanging lockers			1	1	1	1	1	2	2	4	2	3	5	4
Chart table					✓	✓	✓	✓	✓	✓	✓	✓	✓	✓
Curtains							✓			✓	✓	✓	✓	✓
Aft. cabin bedding pkg.							✓		✓	✓	✓	✓	✓	✓
*Plus 2 Dorades														
GALLEY														
Galley sink	1	1	1	1	1	2	2	2	2	2	2	2	2	2
Pressure hot water				✓	✓	✓	✓	✓	✓	✓	✓	✓	✓	✓
Stove	✓	✓	✓	✓	✓									
Stove with oven						✓	✓	✓	✓	✓	✓	✓	✓	✓
Microwave														✓
Freshwater capacity	5 gal.	5 gal.	10 gal.	24 gal.	40 gal.	37 gal.	50 gal.	50 gal.	64 gal.	75 gal.	75 gal.	105 gal.	150 gal.	120 gal.
Refrigeration												✓	✓	✓
Corian countertops							✓		✓	✓	✓	✓	✓	✓
AUXILIARY POWER														
Diesel in-board				9hp	18hp	18hp	27hp	27hp	27hp	36hp	36hp	50hp	62hp	50hp
Fuel tank capacity				12 gal.	20 gal.	18 gal.	22 gal.	22 gal.	22 gal.	35 gal.	35 gal.	40 gal.	70 gal.	50 gal.
COCKPIT														
Anchor & line	✓	✓	✓	✓	✓	✓	✓	✓	✓	✓	✓	✓	✓	✓
Life jackets (U.S. only)	✓	✓	✓	✓	✓	✓	✓	✓	✓	✓	✓	✓	✓	✓
Fog bell	✓	✓	✓	✓	✓	✓	✓	✓	✓	✓	✓	✓	✓	✓
Throwable device	✓	✓	✓	✓	✓	✓	✓	✓	✓	✓	✓	✓	✓	✓
Flares	✓	✓	✓	✓	✓	✓	✓	✓	✓	✓	✓	✓	✓	✓
Fire extinguisher (U.S. only)	1	1	1	1	1	2	2	2	2	2	2	2	2	2
Emergency tiller				✓	✓	✓	✓	✓	✓	✓	✓	✓	✓	✓
Chapman's	✓	✓	✓	✓	✓	✓	✓	✓	✓	✓	✓	✓	✓	✓
Electric auto-bilge pump	✓	✓	✓	✓	✓	✓	✓	✓	✓	✓	✓	✓	✓	✓
Manual bilge pump									✓		✓	✓	✓	✓
Trailer			††											
	H-19	H-23.5	H-26	H-27	H-29.5*	H-30	V-32	H33.5	L-35.5	V-36	L-37.5	L-40.5	P-42	L-43

*Preliminary specifications

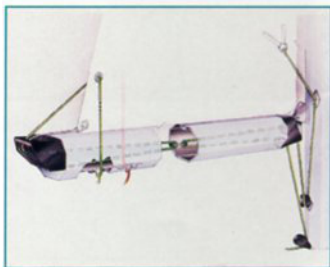
††Hunter custom trailer available



The Hunter Design Group, headed by Warren Luhrs, includes a world class engineering team. The superb accuracy and efficiency of their unique CAD (computer aided design) system reduces the trial and error guesswork and compromises most manufacturers face. Hunter's performance testing reaffirms the accuracy of engineering and production to assure a superior product. Maximum strength is achieved with our bonded full-length grid system designed to increase stiffness without adding weight. The chain plates are anchored to the main "muscle" of this grid to carry the rig loads of these strong performance cruisers.



BULB-WING KEEL



SINGLE LINE REEFING

We go the Distance

FOR YOU

Today's Hunters offer the finest selections and designs in the industry. From the Hunter 19 to the Legend 43, plus our Vision 32 and 36, our Passage 42 center cockpit and our newest Legend, the 40.5, we are continuing our commitment to offer the most value and the greatest enjoyment for your investment.



GRID BEAM CONSTRUCTION

That's why the Hunter Design Group insists on innovative design and manufacturing techniques that create quality and value in a product with excellent sailing character in terms of performance, balance and stability.

Standard features on most of our boats include grid beam construction for tremendous strength, bulb-wing keel for stability and performance, fractional rigs with full batten mains for increased performance, plus sail flaking, single line reefing and furling systems to simplify sail handling.

Visit your Hunter dealer soon and discover an experience that will hold your imagination and your heart for as long as you sail.



CERTIFIED BY NATIONAL MARINE MANUFACTURERS ASSOCIATION



HUNTER MARINE CORPORATION - ALACHUA, FLORIDA

STANDARD SPECIFICATIONS



HUNTER MARINE CORPORATION

Post Office Box 1030

Alachua, Florida 32615

Phone: (904) 462-3077

• National Customer Hotline •

U.S. 1-800-771-5556

in FL 1-800-940-5556

Fax (904) 462-4077

Hunter Marine reserves the right to modify or change, without notice, any material specifications, equipment and/or accessories. All measurements are approximate. PRINTED 12/93

	H-19*	H-23.5*	H-26*	H-27	H-29.5*	H-30	V-32	H-33.5	L-35.5	V-36	L-37.5	L-40.5	P-42	L-43
L.O.A.	19'0" 5.78 m	23'8" 7.21 m	25'9" 7.85 m	26'7" 8.1 m	29'6" 8.99 m	30'1" 9.17 m	32'0" 9.75 m	33'4" 10.16 m	35'7" 10.84 m	36'0" 10.97 m	37'6" 11.43 m	40'2" 12.23 m	42'6" 12.95 m	42'6" 12.95 m
L.W.L.	16'8" 5.11 m	21'5" 6.53 m	23'1 1/2" 7.05 m	22'10" 6.96 m	25'3" 7.70 m	26'4" 8.03 m	28'9" 8.76 m	29'0" 8.84 m	29'10" 9.09 m	31'6" 9.6 m	31'9" 9.68 m	35'4" 10.77 m	38'0" 11.58 m	38'0" 11.58 m
Beam	7'9" 2.37 m	8'4" 2.49 m	8'11 1/2" 2.73 m	9'0" 2.74 m	10'6" 3.20 m	11'0" 3.35 m	11'4" 3.45 m	10'11" 3.33 m	11'9" 3.58 m	12'9" 3.89 m	12'10" 3.91 m	13'5" 4.09 m	14'0" 4.27 m	14'0" 4.27 m
Draft	14'4 1/4" 33'1.39 m	18'5 1/2" 46'1.68 m	19'6'0" 53'1.83 m	3'6" 1.07 m	4'0" 1.22 m	4'3" 1.3 m	4'3" 1.3 m	4'6" 1.37 m	4'6" 1.37 m	4'9" 1.45 m	4'11" 1.5 m	4'10" 1.47 m	4'11" 1.5 m	4'11" 1.5 m
Displacement	2,100lb. 952 kg	3,000lb. 1,360 kg	5,000lb. 2,270 kg	5,000lb. 2,270 kg	7,000lb. 3,175 kg	10,500lb. 4,770 kg	11,400lb. 5,170 kg	11,000lb. 4,995 kg	13,000lb. 5,900 kg	16,400lb. 7,445 kg	16,400lb. 7,445 kg	20,000lb. 9,080 kg	24,000lb. 10,900 kg	23,800lb. 10,800 kg
Ballast	550lb. 250 kg	1,000lb. 454 kg	2,000lb. 907 kg	1,850lb. 840 kg	2,420lb. 1,100 kg	3,800lb. 1,725 kg	4,500lb. 2,040 kg	4,500lb. 2,040 kg	4,800lb. 2,180 kg	5,900lb. 2,680 kg	5,900lb. 2,680 kg	7,000lb. 3,180 kg	7,600lb. 3,450 kg	7,600lb. 3,450 kg
Headroom	4'2" 1.25 m	4'6" 1.40 m	5'7" 1.70 m	6'1" 1.85 m	6'2" 1.88 m	6'2" 1.89 m	6'3" 1.92 m	6'4" 1.92 m	6'3" 1.92 m	6'6" 1.98 m	6'6" 1.98 m	6'6" 1.98 m	6'6" 1.98 m	6'6" 1.98 m
Sail Area Main and Genoa (Std. Sails)	163.0 sq. ft. 15.1 m ²	254.0 sq. ft. 23.6 m ²	290.0 sq. ft. 26.96 m ²	331.6 sq. ft. 30.8 m ²	397.5 sq. ft. 36.9 m ²	497.2 sq. ft. 46.2 m ²	532.4 sq. ft. 49.4 m ²	601.4 sq. ft. 55.9 m ²	671.0 sq. ft. 62.3 m ²	729.5 sq. ft. 69.4 m ²	817.3 sq. ft. 75.9 m ²	874.9 sq. ft. 81.2 m ²	1004.2 sq. ft. 93.3 m ²	969.8 sq. ft. 90.1 m ²
Mast Height (from DWL)	30'0" 9.12 m	33'6" 10.21 m	40'4" 12.3 m	40'3" 12.3 m	46'1" 14.05 m	50'0" 15.25 m	53'0" 16.15 m	53'5" 16.3 m	55'0" 16.75 m	61'7" 18.8 m	59'0" 18.0 m	62'9" 19.13 m	60'3" 18.35 m	64'6" 19.65 m

*Preliminary specifications

*Water ballast included

Standard equipment may vary for products sold outside the United States.