



Manufacturer's comment:

Many manufacturers have tried to copy the Irwin 37 but no one has ever matched the design, roominess or value this outstanding cruiser offers.

The Irwin 37 is a full-powered cruising auxiliary designed to be easily handled by two people. You have pedestal steering. A self-tending jib. Roller reefing on the mainsail plus all engine controls and sheets are located in the cockpit.

When doing any extended cruising, safety is a primary consideration. With the Irwin 37 you have a diesel engine to minimize explosions. You also have the extra added protection of a bulwark on deck that increases the apparent height of the lifelines, giving additional safety when working on the forward deck in rough weather or changing sails and handling ground tackle. Also standard is a rugged stainless steel bow pulpit and stern rail.

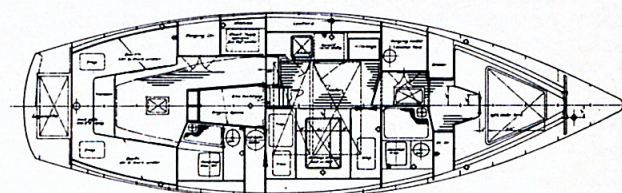
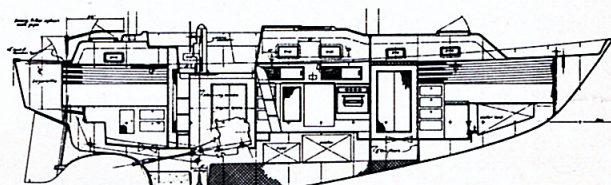
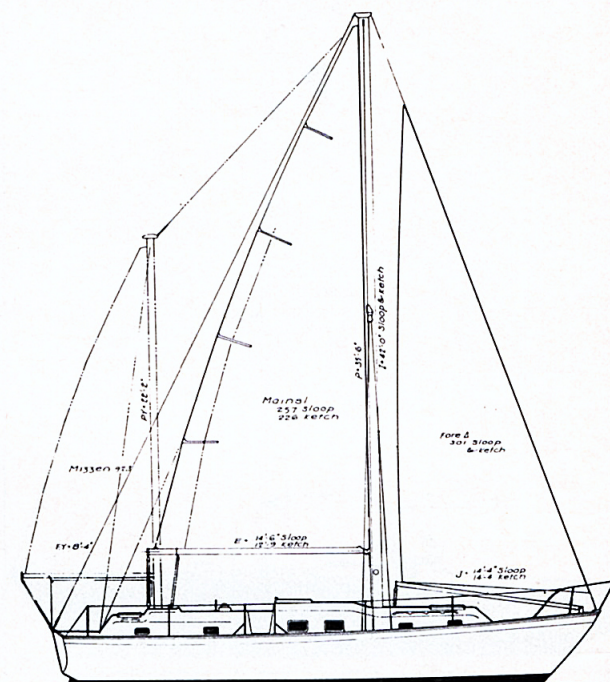
Below deck you have full privacy because of the two separate staterooms each with its own head and shower. A convenient below deck passageway connects the aft stateroom with the rest of the boat.

The galley is as complete as its counterpart on land. There is a refrigerator, stove with oven, pressure hot & cold water, a top loading icebox located under the chart table and even a maple cutting board!

Ventilation is supplied by 12 standard opening ports. Tankage consists of 150 gallons of water and 100 gallons of fuel.

Sails & sail handling equipment includes a mainsail, clubfooted jib, main & jib halyard winches, mainsheet winch and handles.

Although the major items have been briefly described a detailed brochure and full page of standard equipment will help convince you the Irwin 37 is the most complete boat its size available today.



**IRWIN YACHT &
MARINE CORPORATION**
13055 49th Street North
St. Petersburg, Florida
33732
(813) 527-6471

L.O.A.	37'
L.W.L.	30'
Beam	11'6"
Draft	4'
Sail Area: Main: Sloop	257 sq. ft.
Ketch	226 sq. ft.
Jib	301 sq. ft.
Rated Sail Area	558 sq. ft.
Hull	Fiberglass

Spars	Aluminum
Ballast	5,000 lbs.
Displacement	18,000 lbs.
Headroom	6'2"
Berths	4
Auxiliary	
Gas	Perkins 4-107
H.P.	37
Designer	Ted Irwin
Price with main & working jib	\$35,950