



I N T R O D U C I N G



the
ISLAND
PACKET
29



The Island Packet 29.

A new cruising classic.

The new Island Packet 29 offers the unique combination of features and benefits that has made the entire Island Packet line one of the most popular and respected among today's knowledgeable cruising sailors. Spirited performance with exceptional seakeeping and safety, spacious accommodations that invite living aboard, and quality that reflects the high standards of both owner and builder all add up to making this yacht a standard of comparison.

The interior of the new 29 boasts Island Packet's legendary blend of livability, detail and craftsmanship. A V-berth and aft bunk provide two very large double berths, while the portside main salon settee can also pull out to form a third double when required. All cushions are upholstered with a premium designer fabric carefully fitted over 5" thick foam.


A splendid U-shaped galley with gimballed propane stove, large well insulated ice box, and numerous storage racks and cabinets sits snugly out of companionway traffic, but remains convenient to both cockpit and salon. The diamond pattern fiberglass nonskid sole extends throughout the galley, companionway and nav station area, ensuring safe footing in these active areas. A varnished teak and holly sole adds warmth and elegance in the salon and forward cabin. The convenient flip up chart table with its adjacent master electrical control panel and cabinet space for electronics and miscellaneous gear provides an unusually complete navigation station.


The interior is full of thoughtful features and details such as companionway drop board storage, cedar lined lockers and drawers, galley trash bin, holders for toothbrushes, toilet paper and paper towels, and lights arranged for bedtime reading to name just a few. But the list of unseen details is even more impressive: color

coded, U.L. approved pretinned copper stranded wire for maximum resistance to corrosion, thru-bolted fittings with aircraft lock nuts that won't vibrate loose, gel technology batteries for maintenance free service, specially lined sanitation hose to minimize odor... the list goes on and on. In fact, every aspect of the yacht has been carefully scrutinized to provide quality, longevity and trouble-free service to enhance the cruising experience.

Fuel and water tankage is located in the ideal central position below the cabin sole, keeping weight low and out of the ends, maximizing usable interior storage and adding both stability and seakeeping. Both remote and direct reading gauges are provided for easy inspection of tank levels. Numerous deck hatches, two deck vents, and nine opening stainless steel portlights keep the interior bright and well ventilated, essential for enjoyable warm weather cruising.

The excellent sailing performance of the Island Packet 29 is attributable to the development and evolution of Island Packet's exclusive Full Foil Keel™, a design that marries a performance hull





*R*emarkable comfort and performance.

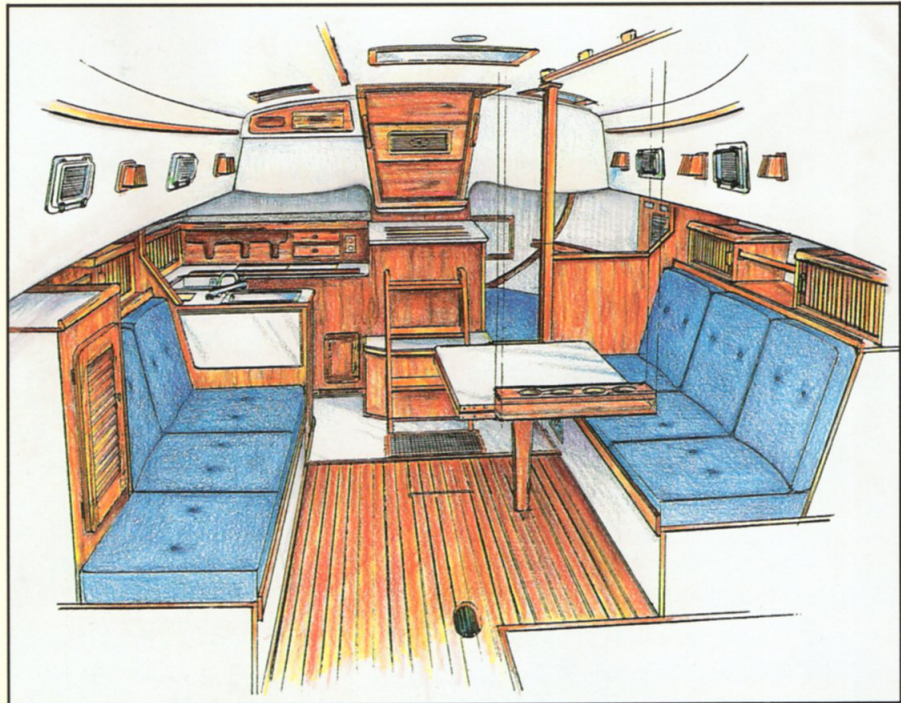
underbody with a long, moderate draft, airfoil shaped keel. Coupled with a high ballast ratio, generous cutter rigged sailplan and the long waterline, the yacht sails equally well in light and heavy air. Equally important is the exceptional tracking, stability and rudder and prop protection afforded by the Full Foil Keel™ design.

To maximize strength and ensure structural integrity, the entire hull and keel is molded in one piece of tri-axial roving fiberglass, a premium glass fabric noted for its superior strength. Hull gelcoat surfaces are molded with Polyclad™, an exclusive Island Packet gel system developed through in-house research. Polyclad™ has proved to be virtually impervious to osmotic blisters and carries with it a 10 year limited warranty.

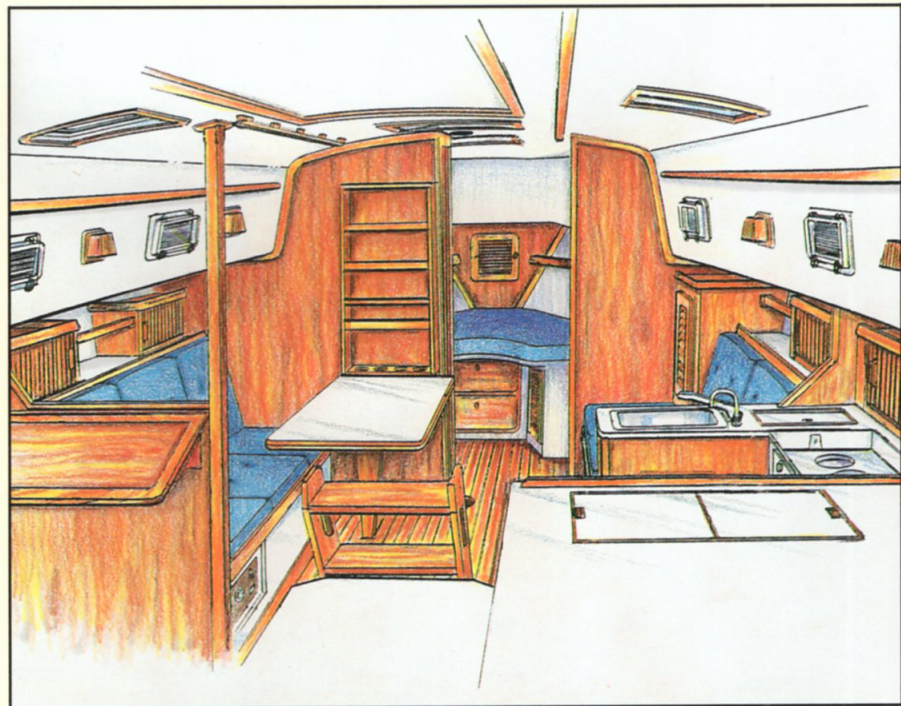
The yacht's fiberglass deck and the structurally engineered interior reinforcing grid are cored with another Island Packet exclusive: Polycore®, a microballoon/resin matrix that is used to add panel stiffness and rigidity without unnecessary weight. Because of its chemical composition, Polycore® resists delamination and deterioration often encountered with balsa or plywood cores. All fiberglass components, including the smallest detail items, are 100% hand laminated to ensure the highest quality in every yacht.

Topsides, the 29 provides wide unobstructed side decks and continuous cabin top handrails, a recessed foredeck with protective bulwarks, and a teak capped bowsprit platform with anchor rollers and deck pipes, all design features that ensure safe and comfortable cruising. Wheel steering is provided by a premium geared rack and pinion system, noted for its exceptional reliability and positive feel. Clever recesses and bins in the cockpit keep winch handles and all sail control lines neatly organized. Again, typical Island Packet attention to detail includes simple items often overlooked such as teak treads on the swim ladder for comfortable footing, a handy stern gate for easy boarding, and a cockpit shower for convenient rinsing.


The Island Packet 29 is a remarkable blend of traditional virtues, innovative design, quality materials, and exceptional craftsmanship. It is a yacht destined to emerge as a classic among cruising sailboats.



Looking Aft

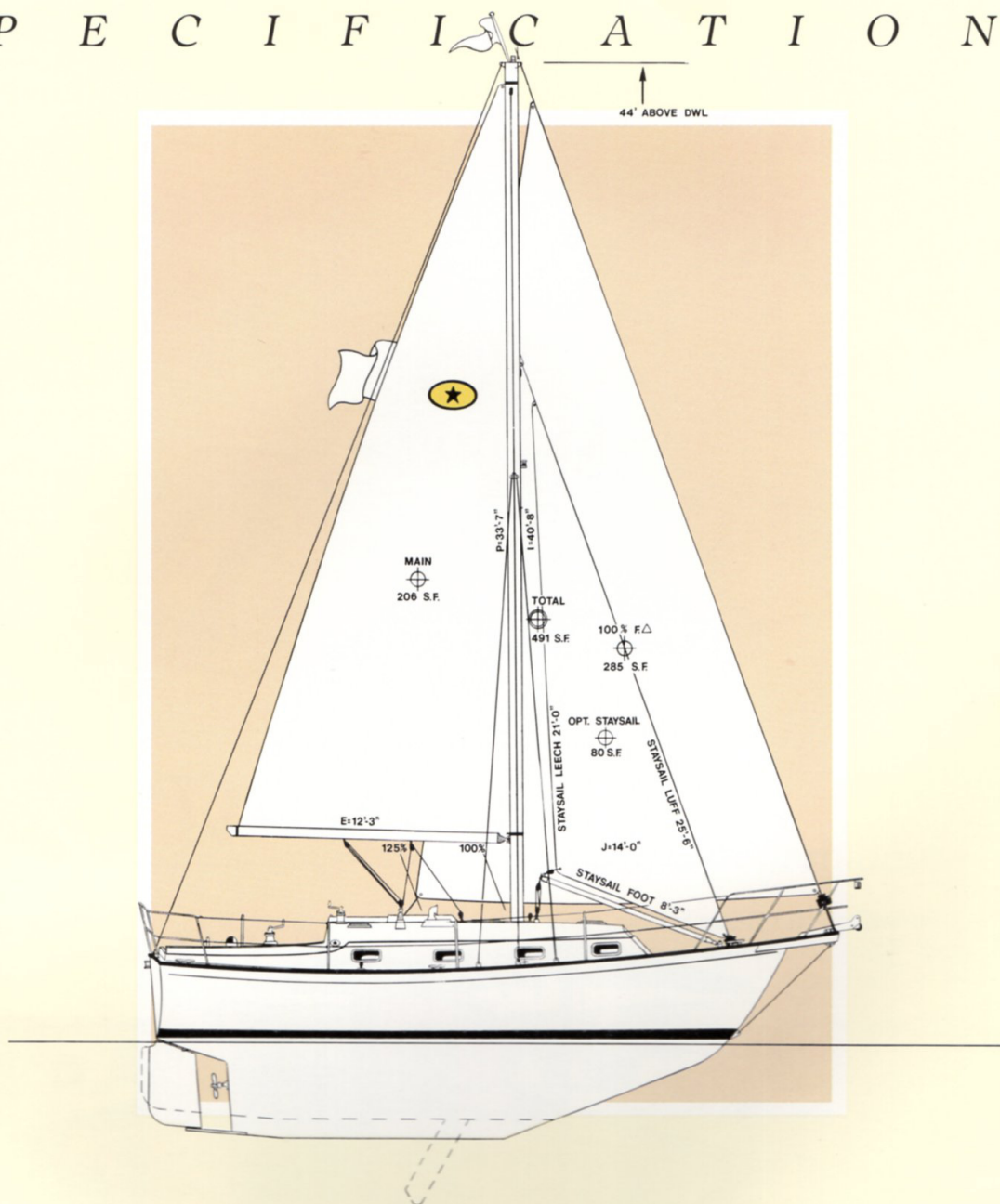


Looking Forward


**ISLAND
 PACKET
 YACHTS**
*Modern Yachts in
 the Finest Tradition*



S P E C I F I C A T I O N S



LOA	32'0"	Displacement (Approx.)	10,900 lbs
LOD	29'0"	Ballast	4,800 lbs
LWL	25'7"	Sail Area (100% F.I.)	571 sq. ft. (incl. stays'l)
Beam	10'10"	Auxiliary Power	18 HP FWC diesel
Draft	4'3"	Headroom	6'4"
Keel/CB (Opt.) Board Up	3'5"	Water Capacity	45 gallons
Board Down	7'3"	Fuel Capacity	23 gallons
Mast Above DWL	44'0"	Cabins / Berths	2 / 7

Designer: Bob Johnson, N.A.



K E Y F E A T U R E S

*Seven key features...
all standard on every
Island Packet Yacht.*

Premium Steering: Rack and pinion steering provides positive feel and utmost reliability.

Protected Rudder and Prop: Prevents fouling and untimely trips overboard to cut away problems.

Performance with Seakeeping: Full Foil Keel™ design combines speed with traditional attributes of control and safety.



Versatile Sailplan: Cutter rig handles easily and adapts to wide range of conditions.

Integral Keel and Hull: Strongest possible construction, no keel bolt problems or worries.

Wide Recessed Foredeck: Protective bulwarks provide safety and confidence.

Immediate Anchor Availability: Roller fairlead stowage eliminates fumbling through lockers or hatches.

*At Island Packet Yachts, things aren't done for
the sake of being different. They're done to be the best.*

DEALER:
L. J. THALMANN COMPANY
D.B.A. CHALET MARINE DIVISION
3132 LAKE AVENUE
WILMETTE, ILLINOIS 60091
708 256-0561
FAX: 708-256-4978



ISLAND PACKET YACHTS

Modern Yachts in the Finest Tradition

1979 Wild Acres Road • Largo, Florida 34641 • 813 / 535-6431
FAX 813 / 530-5806 • 800 / 828-5678