




I N T R O D U C I N G



the
**ISLAND
PACKET**
32



The Island Packet 32.

Evolution of a cruising classic.

The all new Island Packet 32 is a further evolution of the unique set of concepts that have made Island Packet increasingly the choice of knowledgeable cruising sailors. Combining a proven, modern full keel hull, versatile rig and innovative interior, the 32 offers the spirited performance, unmatched seakeeping qualities, ease of handling and highly livable accommodations one has come to expect from an Island Packet.

Belowdecks, the 32 offers a unique tri-cabin layout ideally suited for a couple with family or cruising guests. Its bright, airy feeling is enhanced by its generous use of opening ports, overhead hatches, and deck vents. The V-berth stateroom offers storage in drawers, cabinets, shelves, bins, and an oversized cedar-lined hanging locker. Like all berths in the 32, the V-berth is over 6'6" long and matted by a firm, five-inch thick foam cushion covered with premium designer fabric. Thoughtfully placed reading lights allow for night time relaxing. Louvered doors into the head and main salon provide privacy and added ventilation.


The head itself is generous in all respects. A large mirror, overhead hatch and opening port, large contoured teak vanity with stainless steel sink, folding teak seat, and abundant storage areas all contribute to a high degree of comfort. The fiberglass nonskid sole provides sure footing and an easily maintained surface. The large shower area is fully enclosed by a curtain on an overhead track, and the separate shower unit adjusts for spray height and angle. A sump molded into the shower floor is covered with a teak grate, and pumps shower water directly overboard.

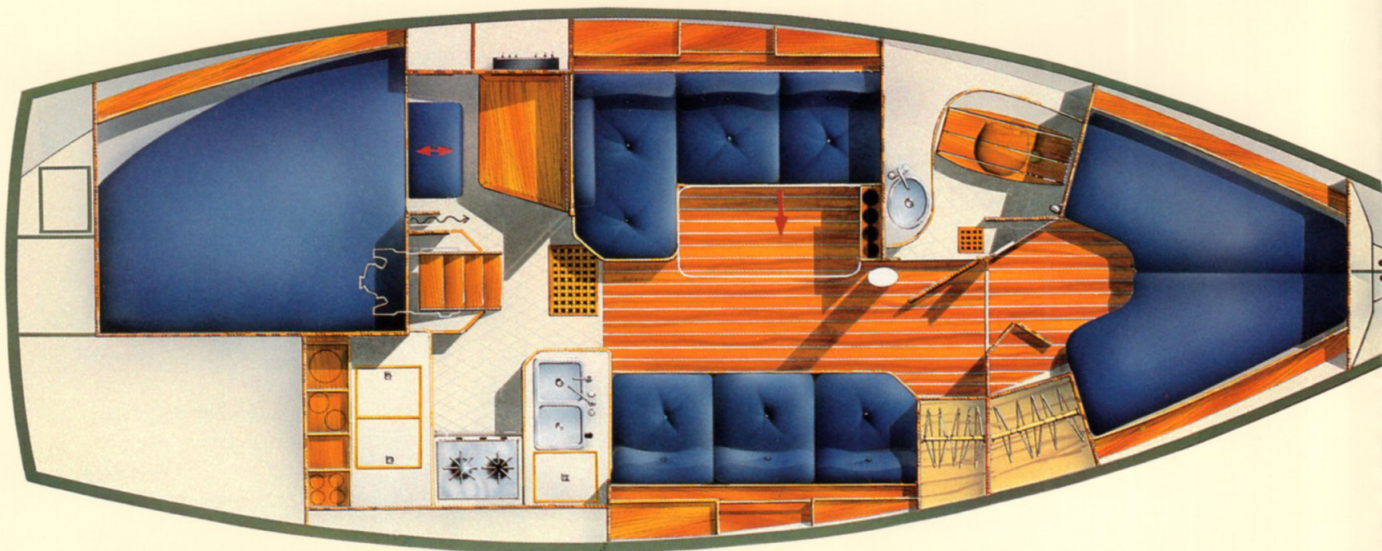
The main salon provides an inviting social center or a comfortable dining area. The large varnished teak and holly sole provides both gracious living space and plenty of elbow room when the bulkhead mounted table folds down. The rack behind the table is ideally

suited for storage of spices, condiments and spirits. The L-shaped port settee slides out to form a wide double berth providing the second of three doubles. Generous water and fuel tankage is below the sole providing added stability and minimal trim changes, and allowing abundant stowage beneath every berth and behind all seat backs.

The U-shaped galley, well situated to both cockpit and salon yet out of companionway traffic, provides a convenient and accessible cooking and serving area. An extensive list of standard features, including a hide-away trash bin, paper towel holder, and premium diamond pattern nonskid sole, add to both the convenience and safety of this gourmet's galley.

The oversize quarter berth and aft cabin area is cleverly divided from the rest of the yacht by a slide-away privacy curtain. When the curtain is opened the quarter berth area blends into the main salon, contributing to the overall spacious feel of the yacht. A large nav station area is at the forward end of the berth with a hinged nav table and cabinet outboard offering storage space and an area for flush-






Setting new standards for the cruising yacht.

mounted electronics. A slide-away nav seat provides a stand-up dressing area for the aft cabin and further enhances the use of available space. The deluxe electrical panel, complete with amp and voltage gauges, controls all shipboard 12-volt D/C and 110-volt A/C accessories. A graphic sailplan display with indicator bulbs provides quick visual reference of all exterior lighting.

Auxiliary diesel power is located below the companionway steps in an insulated engine box. Details like swaged and threaded fuel line ends, dual fuel filters, fully enclosed oil pan, and an easily accessible oil dip stick make engine maintenance a pleasure rather than a chore. Excellent access is provided by easily removable insulated panels.

Topside, the 32 continues in the Island Packet tradition with large unobstructed deck and cabin top surfaces, a recessed foredeck with protective bulwarks, and continuous cabin top handrails. Safe and secure deck work is further ensured by the use of welded stainless steel double bow and stern rails, double lifelines, and premium coarse diamond nonskid surfaces molded in a contrasting gel coat color. The numerous stainless steel ports and the two deck vents provide excellent ventilation below. Added to the convenience and comfort of these standard safety features is the handsome teak-capped bowsprit platform which provides easy and immediate anchor access and improved sheeting angles. An innovative coring material, Poly Core™ is used extensively throughout the deck to provide both increased stiffness and rigidity while minimizing weight. Poly Core™ offers superior resistance to heat and delamination and is 100% rot proof. Attention to detail and the emphasis on easy sail handling are also quickly discernable on the deck. Raised bosses with self tailing winches and heavy duty sheet stoppers for main halyard, sheet, and the single line "Auto Reefing" system are immediately accessible from the cockpit. Details such as a staysail traveller track, cockpit winch handle recesses and covered engine control panel are further examples of the numerous practical features built into every Island Packet.


The roomy cockpit features contoured seats over 7' long for comfortable naps in the cockpit, deep coaming backrests, a wide helmsman's seat, and cavernous sail locker. The famous rack and pinion steering system is noted for its sensitivity and smooth handling with utmost reliability. Details such as a cockpit shower, stern gate and folding stainless steel swim ladder with teak treads for secure and comfortable footing add considerable convenience and pleasure to one of the finest cruising yachts available.

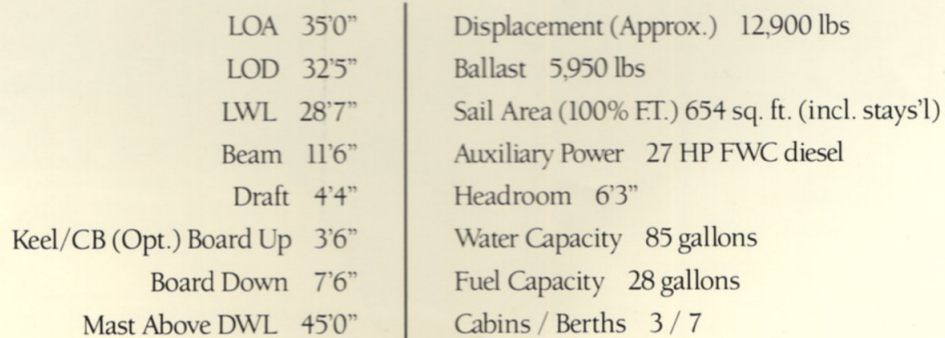


Looking Aft



Looking Forward


**ISLAND
 PACKET
 YACHTS**
*Modern Yachts in
 the Finest Tradition*



Designer: Bob Johnson, N.A.



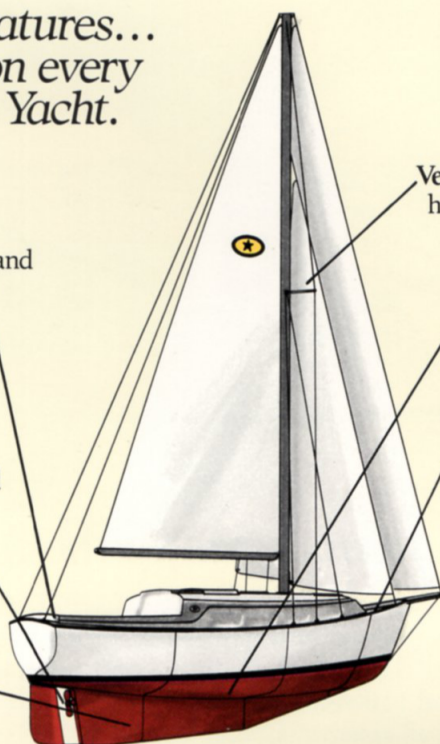
K E Y F E A T U R E S

*Seven key features...
all standard on every
Island Packet Yacht.*

Failsafe Steering: Rack and pinion steering provides positive feel and utmost reliability.

Protected Rudder and Prop: Prevents fouling and untimely trips overboard to cut away problems.

Performance with Seakeeping: Modern full keel design combines speed with traditional attributes of control and safety.



Versatile Sailplan: Cutter rig handles easily and adapts to wide range of conditions.

Integral Keel and Hull: Strongest possible construction, no keel bolt problems or worries.

Wide Recessed Foredeck: Protective bulwarks provide safety and confidence.

Immediate Anchor Availability: Roller fairlead stowage eliminates fumbling through lockers or hatches.

*At Island Packet Yachts, things aren't done for
the sake of being different. They're done to be the best.*



ISLAND PACKET YACHTS®

Modern Yachts in the Finest Tradition

1979 Wild Acres Road • Largo, Florida 34641 • 813 / 535-6431