



the
**ISLAND
PACKET**
35



The Island Packet 35.

Continuing the tradition of excellence.



The Island Packet 35 exemplifies the Island Packet ideals that combine traditional sea-

keeping virtues with the speed and power offered from a modern hull form. Together with classic styling, an innovative and spacious interior, and modern construction technology, the 35 offers a unique blend of comfort, elegance, quality and performance.

Utilizing an integrally molded, one piece hull and keel built of premium triaxial fiberglass, the 35 provides exceptional strength and impact resistance. Island Packet's exclusive Full Foil Keel™ provides directional tracking and excellent seakeeping qualities that are only available from long keel designs. Coupled with the generous cutter rigged sailplan and long waterline, the yacht sails equally well in both light and heavy air. Equally important for the cruising sailor is the design's protection of both the rudder and propeller as well as its superior stability and moderate draft.

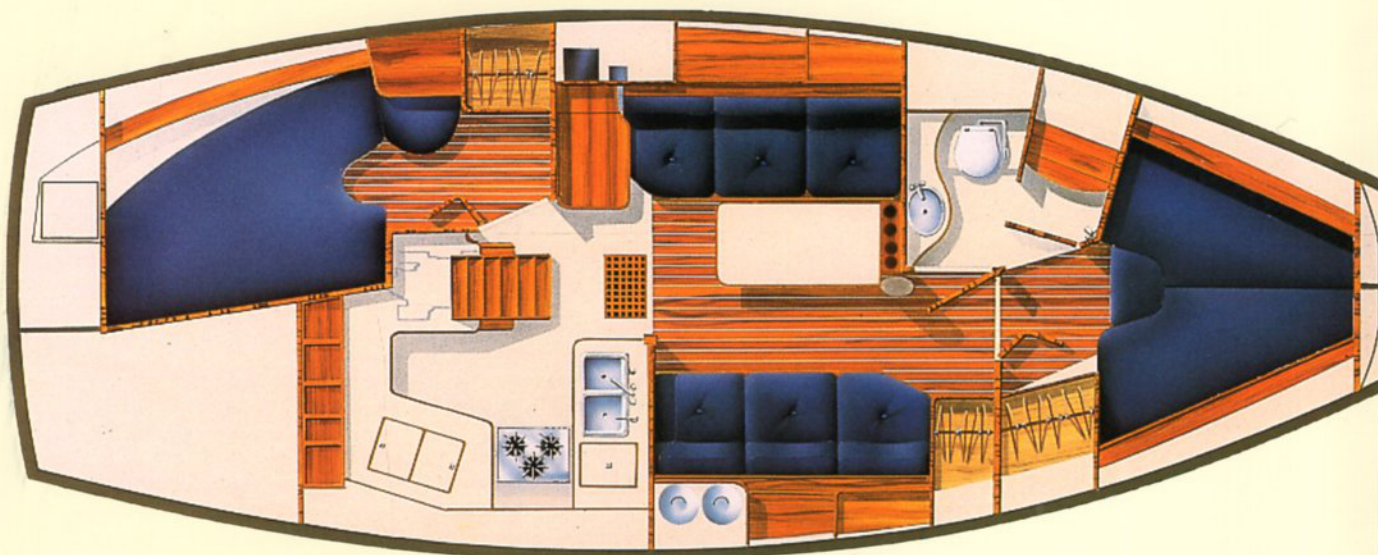
Belowdecks, the 35 offers a tri-cabin layout ideally suited for extended periods aboard. The spacious forward stateroom provides ample storage space and a large cedar lined hanging locker. The large V-berth, as all the other berths and settees in the yacht, features 5" thick foam mattresses covered in a premium designer fabric. Louvered doors to the head compartment and salon ensure privacy and ventilation.

The head boasts a separate shower stall with a teak seat, shower curtain and bulkhead

mounted shower unit. The deluxe vanity with a stainless steel sink has the space to accommodate an impressive array of toiletries. Abundant lighting and ventilation are provided from both an opening port and overhead hatch.

The large main salon includes facing settees, and a fold down bulkhead table hiding a beautifully designed bottle and storage rack. The port side settee pulls out to provide yet another double berth. The adjacent full size nav station faces aft for easy communication with the helm and has a hinged top and storage tray underneath. A wide electronics cabinet outboard provides ample space for flush mounted navigation equipment and is ideal for the offshore cruiser. A large drawer slides neatly underneath the settee for flat storage of charts. Water and fuel tanks are neatly under the sole maximizing stowage space elsewhere in the yacht, minimizing trim changes with varying tank levels, and adding to the overall stability of the yacht.





Exceptional livability in 35 feet.


The splendid wrap-around U-shaped galley is equipped to satisfy the most demanding on-board chef. Extensive standard equipment along with a myriad of small design details includes virtually everything needed for extended cruising. The premium diamond pattern non-skid in the galley helps assure safe footing under all sea


conditions, and extends out of the galley to the companionway area where dirt and moisture are collected under a teak grate and recessed dust pan.

Topside, the 35 continues the Island Packet tradition by providing large unobstructed deck and cabin top surfaces, a wide recessed foredeck with protective bulwarks and continuous cabin top handrails. Added to the convenience and comfort of these standard safety design features is the handsome teak capped bowsprit platform which provides easy and immediate anchor access and improved sheeting angles. The standard cutter rig, complete with Harken furling systems on both genoa and staysail, provides both an easily handled and versatile sailplan. All necessary control lines, including a single line main reefing system, are led to the cockpit for additional safety and ease of use.

The cockpit itself is large enough to provide an excellent sleeping area and features gently contoured seats with deep coaming backrests, a comfortable helmsman's seat, a cavernous sail locker and insulated cockpit ice box. The premium rack and pinion steering system is noted for its sensitivity, smooth handling and exceptional reliability. Details such as a cockpit shower, the folding stainless steel swim ladder with teak treads and a handy stern gate add considerably to both convenience and pleasure.

The Island Packet 35 is a remarkable blend of traditional virtues, innovative design, quality materials, and skilled construction...a benchmark on which other cruising designs will be judged.




**ISLAND[®]
PACKET
YACHTS**
*Modern Yachts in
the Finest Tradition*





S P E C I F I C A T I O N S



LOA 38'0"	Displacement (Approx.) 17,500 lbs
LOD 35'4"	Ballast 8,000 lbs
LWL 30'0"	Sail Area (100% F.I.) 735 sq. ft. (incl. stays'l)
Beam 12'0"	Auxiliary Power 35 HP FWC diesel
Draft 4'6"	Headroom 6'4"
Keel/CB (Opt.) Board Up 3'8"	Water Capacity 90 gallons
Board Down 7'2"	Fuel Capacity 48 gallons
Mast Above DWL 48'0"	Cabins / Berths 3 / 7

Designer: Bob Johnson, N.A.




K E Y F E A T U R E S

*Seven key features...
all standard on every
Island Packet Yacht.*

Premium Steering: Rack and pinion steering provides positive feel and utmost reliability.

Protected Rudder and Prop: Prevents fouling and untimely trips overboard to cut away problems.

Performance with Seakeeping: Full Foil Keel™ design combines speed with traditional attributes of control and safety.



Versatile Sailplan: Cutter rig handles easily and adapts to wide range of conditions.

Integral Keel and Hull: Strongest possible construction, no keel bolt problems or worries.

Wide Recessed Foredeck: Protective bulwarks provide safety and confidence.

Immediate Anchor Availability: Roller fairlead stowage eliminates fumbling through lockers or hatches.

*At Island Packet Yachts, things aren't done for
the sake of being different. They're done to be the best.*

DEALER:
L. J. THALMANN COMPANY
D.B.A. CHALET MARINE DIVISION
3132 LAKE AVENUE
WILMETTE, ILLINOIS 60091
708 256-0561
FAX: 708-256-4978



ISLAND PACKET YACHTS

Modern Yachts in the Finest Tradition

1979 Wild Acres Road • Largo, Florida 34641 • 813 / 535-6431
FAX 813 / 530-5806 • 800 / 828-5678