


ISLANDER 36



Alan Gurney is known the world over for his race-winning designs which include Windward Passage, Nepenthe, Guinevere and Hotfoot.

Now this brilliant young naval architect has created a new and exciting 36 footer for Islander Yachts, long known as a builder of highest quality sailboats.

Designed to rate exceptionally well under the new IOR rule, the new Islander/Gurney 36 incorporates a number of exciting and original concepts in both hull design and deck layout. Below decks Islander offers two cabin layouts, one standard plan for skippers who enjoy racing and weekend cruising. There is another plan for the more discriminating owner whose interest is inclined towards extended cruising and living aboard.

The deck plan offers unusually wide walkways which provide added safety and ease of sail-handling. The T-shaped cockpit provides the crew with a more efficient means of trimming sails and allows the skipper an unimpeded view of the sails and foredeck. There are extra large winch islands to handle even the largest of winches. A new idea is the recessed heel-kick which allows crew members to brace their legs against the seat fronts of the cockpit.

An aluminum toe-rail and genoa track combination provides a fast and efficient means of sail trimming. The

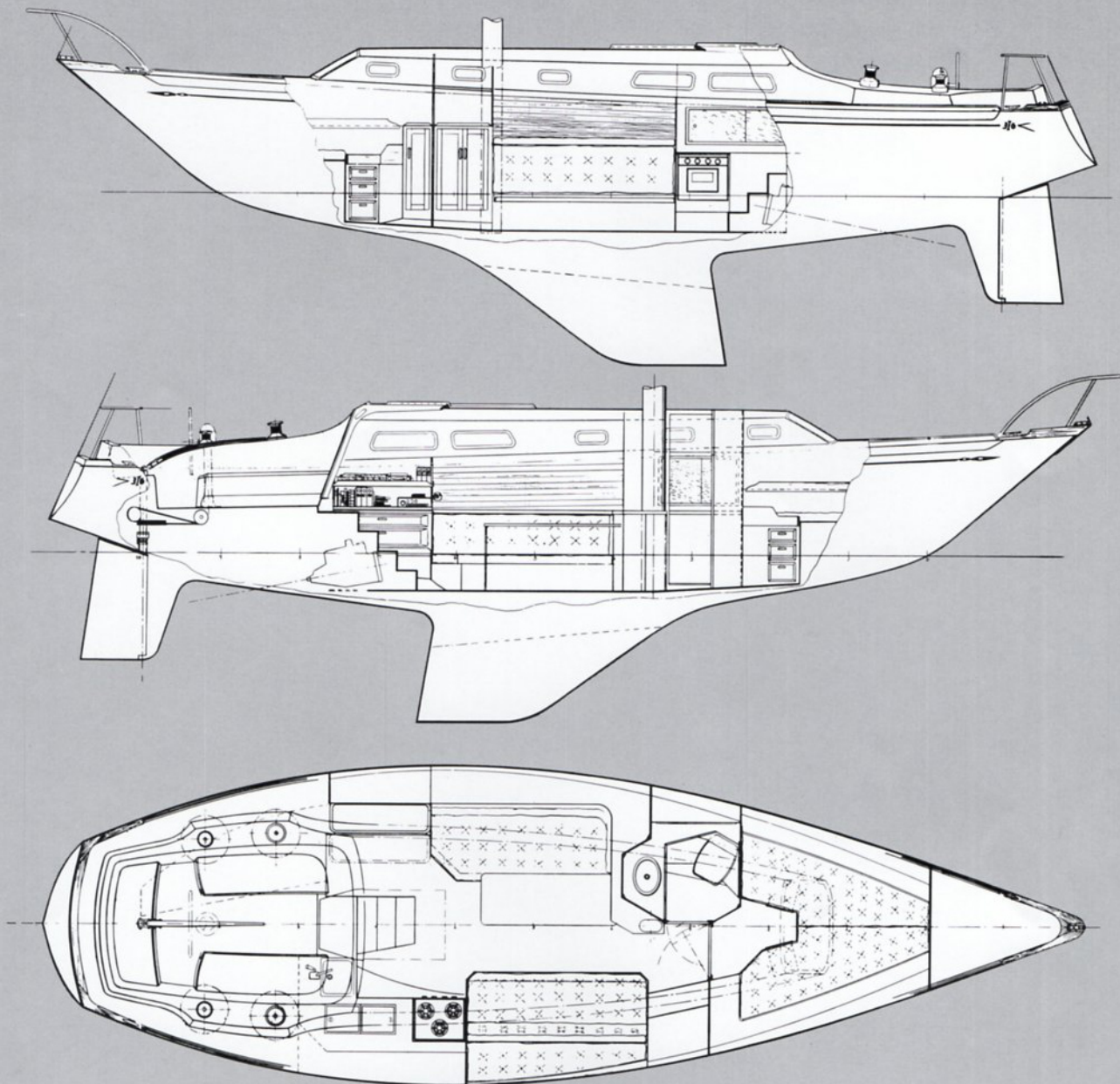
mast is stepped on the keel, has two sets of spreaders and inboard chainplates. Provision has been made for minimum sheeting angle with an inboard genoa track. The lead keel has a steel backbone and is external to assure maximum stability by keeping the center of gravity at its lowest point.

Gurney has continued his practice of providing extreme beam in relation to length by giving this new 36 an overall width of 11' 2". This unique feature provides tremendous room below decks, added stability, exceptional speed and a great platform for sail-handling under adverse conditions.

An important feature of this new yacht is the graceful sheer and adherence to beauty of line, thus proving that a fast boat need not be a high-freeboard, ungainly looking boat.

As with all Islander Yachts, the new Gurney 36 will be built up to a standard rather than down to a price and this is your assurance that your boat will stand up under the worst conditions and provide years of high performance and satisfaction.

L.O.A.	36' 1"
Beam	11' 2"
Draft	6' 1"
L.W.L.	28' 3"
Displacement	13,000 lbs
Ballast	5,820 lbs



STANDARD RACING LAYOUT



DE LUXE CRUISING LAYOUT

Sail Area

587.71 Sq. Feet
(100% Fore Triangle & Main)


Est. IOR Rating

28.2 (150%)

28.4 (160%)

28.6 (170%)

28.7 (180%)



ISLANDER YACHTS

A Subsidiary of Radlon, Inc. 777 W. 17th St., Costa Mesa,
California 92627 · Tel. (714) 646-7434