

## THE YACHTCRAFT SWING KEEL 23

### KIT PRICES

#### HULL \$ 600

Hand-laminated reinforced fiberglass, extra reinforced roving in area of keel, headstay and backstay, and opaque gel coat back-up, stainless steel chain plates, backstay, headstay, fittings.

#### BALLAST \$ 340

620 lb. retractable keel.

#### DECK \$ 545

One-piece hand-laminated plywood reinforced fiberglass with molded non-skid surface where required, and including: Large self-draining cockpit, Main companionway, Foredeck hatch opening, and Lazarett hatch opening.

#### HATCHES \$ 120

Main hatch, Foredeck hatch and Lazarett hatch.

#### WINDOWS \$ 80

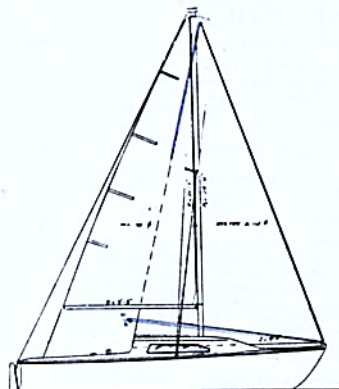
2 aluminum framed windows.

#### SPARS \$ 305

Mast, boom, gooseneck, spreaders, stainless tangs and welded masthead box.

#### STANDING RIGGING \$ 160

Lower shrouds, stainless steel standing rigging with swaged fittings, turnbuckles, backstay and headstay.



#### Specifications

LOA	22'-11"	Ballast	620 lbs.
LWL	20'-01"	Total Displ.	1900 lbs.
Beam	7'-8"	Sail Area	219 sq. ft.
Draft	CB-up 21"	Sleep Accom.	4
	CB-down 6'-1"		

DATA, PRINTS, PICTURES, AND TEMPLATES ARE INCLUDED WITH YOUR HULL ORDER.

ADDITIONAL KITS MAY BE ORDERED INDIVIDUALLY AS NEEDED.

## THE YACHTCRAFT 24

### KIT PRICES

#### HULL AND CRADLE \$1240

Hand-laminated reinforced fiberglass, extra reinforced roving in area of keel, headstay and backstay, and opaque gel coat back-up, stainless steel chain plates, backstay, headstay, fittings.

#### BALLAST \$ 450

1,690 lb. lead casting for internal installation.

#### DECK \$ 890

One-piece hand-laminated plywood reinforced fiberglass with molded non-skid surface where required, and including: Large self-draining cockpit, One seat hatch opening, Integral molded cockpit coaming, Main companionway, Fore deck hatch opening, Lazarett hatch opening.

#### HATCHES \$ 145

Main hatch, foredeck hatch and Lazarett hatch.

#### WINDOWS \$ 160

4 aluminum framed windows.

#### RUDDER \$ 175

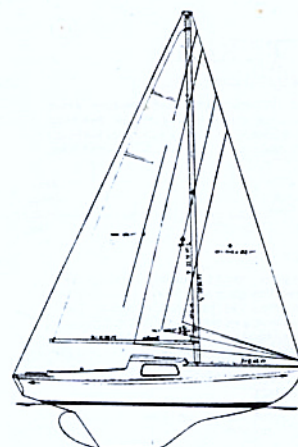
Rudder shaft, tube, cap, fork, tiller.

#### SPARS \$ 470

Mast, boom, gooseneck, spreaders, stainless tangs and welded masthead box.

#### STANDING RIGGING \$ 220

Lower shrouds, stainless steel standing rigging with swaged fittings, turnbuckles, backstay and headstay.



#### Specifications

LOA	24'-0"	Ballast	1690 lbs.
LWL	20'-0"	Total Displ.	4200 lbs.
Beam	7'-10"	Sail Area	296 sq. ft.
Draft	3'-5"	Sleep Accom.	5

#### RUNNING RIGGING \$ 380

Halyards, sheets, blocks.

DATA, PRINTS, PICTURES, AND TEMPLATES ARE INCLUDED WITH YOUR HULL ORDER.

ADDITIONAL KITS MAY BE ORDERED INDIVIDUALLY AS NEEDED.

## THE YACHTCRAFT 26

### KIT PRICES

#### HULL AND CRADLE \$1580

Hand-laminated reinforced fiberglass, extra reinforced roving in area of keel, headstay and backstay, and opaque gel coat back-up, stainless steel chain plates, backstay, headstay, fittings.

#### BALLAST \$ 400

1,605 lb. lead casting for internal installation.

#### DECK \$ 990

One-piece hand-laminated plywood reinforced fiberglass with molded non-skid surface where required, and including: Large self-draining cockpit, One seat hatch opening, Integral molded cockpit coaming, Main companionway, Fore deck hatch opening, Lazarett hatch opening.

#### HATCHES \$ 190

Seat hatch, main hatch, foredeck hatch and Lazarett hatch. Motor well plug.

#### WINDOWS \$ 190

6 aluminum framed windows.

#### RUDDER \$ 285

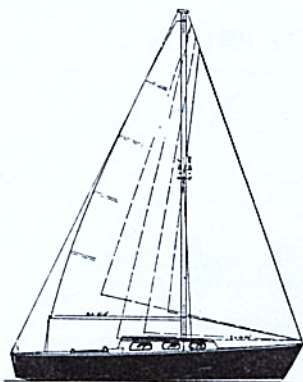
Rudder shaft, tube, cap, fork, tiller.

#### SPARS \$ 520

Mast, boom, gooseneck, spreaders, stainless tangs and welder masthead box.

#### STANDING RIGGING \$ 220

Lower shrouds, stainless steel standing rigging with swaged fittings, turnbuckles, backstay and headstay.



#### Specifications

LOA	25'-11"	Ballast	1605 lbs.
LWL	21'-8"	Total Displ.	3770 lbs.
Beam	7'-10"	Sail Area	302 sq. ft.
Draft	4'-8"	Sleep Accom.	5

#### RUNNING RIGGING \$ 425

Halyards, sheets, blocks.

DATA, PRINTS, PICTURES, AND TEMPLATES ARE INCLUDED WITH YOUR HULL ORDER.

ADDITIONAL KITS MAY BE ORDERED INDIVIDUALLY AS NEEDED.

## THE YACHTCRAFT 27

### KIT PRICES

#### HULL AND CRADLE \$1650

Hand-laminated reinforced fiberglass, extra reinforced roving in area of keel, headstay and backstay, and opaque gel coat back-up, stainless steel chain plates, backstay, headstay, fittings.

#### BALLAST \$ 650

2,300 lb. lead casting for internal installation.

#### DECK \$ 990

One-piece hand-laminated plywood reinforced fiberglass with molded non-skid surface where required, and including: Large self-draining cockpit, One seat hatch opening, Integral molded cockpit coaming, Main companionway, Fore deck hatch opening, Lazarett hatch opening.

#### HATCHES \$ 190

Main hatch, foredeck hatch and Lazarett hatch.

#### WINDOWS \$ 225

6 aluminum framed windows.

#### RUDDER \$ 285

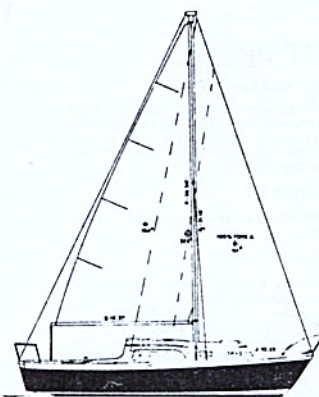
Rudder shaft, tube, cap, fork, tiller.

#### SPARS \$ 575

Mast, boom, gooseneck, spreaders, stainless tangs and welded masthead box.

#### STANDING RIGGING \$ 225

Lower shrouds, stainless steel standing rigging with swaged fittings, turnbuckles, backstay and headstay.



#### Specifications

LOA	26'-7 1/2"	Disp.	4100 lbs.
LWL	20'-0"	Sail Area	325 Sq. Ft.
BEAM	8'-0"	Ballast	2300 lbs.
DRAFT	4'-0"		

#### RUNNING RIGGING \$ 425

Halyards, sheets, blocks.

DATA, PRINTS, PICTURES, AND TEMPLATES ARE INCLUDED WITH YOUR HULL ORDER.

ADDITIONAL KITS MAY BE ORDERED INDIVIDUALLY AS NEEDED.

## THE YACHTCRAFT 29

### KIT PRICES

#### HULL AND CRADLE \$1785

Hand-laminated reinforced fiberglass, extra reinforced roving in area of keel, headstay and backstay, and opaque gel coat back-up. With stainless steel chain plates, backstay, headstay, fittings.

#### BALLAST \$ 730

2,500 lb. lead casting for internal installation.

#### DECK \$ 980

One-piece hand-laminated plywood reinforced fiberglass with molded non-skid surface where required, and including: Large self-draining cockpit, One seat hatch opening, Integral molded cockpit coaming, Main companionway, Fore deck hatch opening, Lazarett hatch opening.

#### HATCHES \$ 190

Seat hatch, main hatch, foredeck hatch and Lazarett hatch.

#### WINDOWS \$ 270

8 aluminum framed windows.

#### RUDDER \$ 235

Rudder shaft, tube, cap, fork, tiller.

#### POWER \$1700

30 H.P. auxiliary gasoline engine, 40 amp alternator/generator, monel or stainless propeller shaft (¾ inch) stuffing box, Cockpit instrument panel (amp meter, oil pressure, water temp.), Engine controls, 30 gallon fuel tank, with fuel shut-off valve.

#### SPARS \$1170

Mast, boom, gooseneck, spreaders, stainless tangs and welded masthead box.



#### Specifications

LOA	29'1"	Ballast	2500 lbs.
LWL	23'4"	Total Displ.	7800 lbs.
Beam	8'10 ¼"	Sail Area	375 sq. ft.
Draft	3'8"	Sleep Accom.	5

#### STANDING RIGGING \$ 310

Double lower shrouds, stainless steel standing rigging with swaged fittings, turnbuckles, backstay and headstay.

#### RUNNING RIGGING \$ 495

Halyards, sheets, blocks.

DATA, PRINTS, PICTURES, AND TEMPLATES ARE INCLUDED WITH YOUR HULL ORDER.

ADDITIONAL KITS MAY BE ORDERED INDIVIDUALLY AS NEEDED.

## THE YACHTCRAFT 30

### KIT PRICES

#### HULL AND CRADLE \$1815

Hand laminated reinforced fiberglass, extra reinforced roving in area of keel, headstay and backstay, and opaque gel coat back-up. With stainless steel chain plates, backstay, headstay, fittings.

#### BALLAST \$ 750

2,500 lb. lead casting for internal installation.

#### DECK \$1130

One-piece hand-laminated plywood reinforced fiberglass with molded non-skid surface where required, and including: Large self-draining cockpit, One seat hatch opening, Integral molded cockpit coaming, Main companionway, Fore deck hatch opening, Lazarett hatch opening.

#### HATCHES \$ 190

Seat hatch, main hatch, foredeck hatch and Lazarett hatch.

#### WINDOWS \$ 270

7 aluminum frame safety glass.

#### RUDDER \$ 250

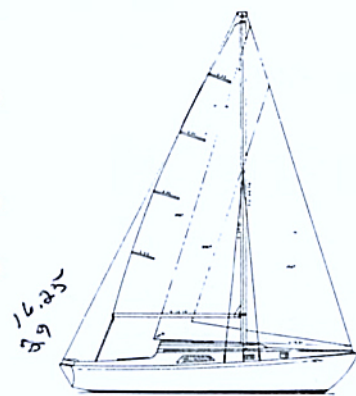
Rudder shaft, tube, cap, fork, tiller.

#### POWER \$1700

30 H.P. auxiliary gasoline engine, 40 amp alternator/generator, monel or stainless propeller shaft (¾ inch) stuffing box, Cockpit instrument panel (amp meter, oil pressure, water temp.), Engine controls, 30 gallon fuel tank, with fuel shut-off valve.

#### SPARS \$1170

Mast, boom, gooseneck, spreaders, stainless tangs and welded masthead box.



#### Specifications

LOA	29'1"	Ballast	2500 lbs.
LWL	23'4"	Total Displ.	7300 lbs.
Beam	8'10 ¼"	Sail Area	358 sq. ft.
Draft	3'8"	Sleep Accom.	6

#### STANDING RIGGING \$ 350

Double lower shrouds, stainless steel standing rigging with swaged fittings, turnbuckles, stainless steel chain plates, backstay, headstay.

#### RUNNING RIGGING \$ 450

Halyards, sheets, blocks.

DATA, PRINTS, PICTURES, AND TEMPLATES ARE INCLUDED WITH YOUR HULL ORDER.

ADDITIONAL KITS MAY BE ORDERED INDIVIDUALLY AS NEEDED.

## THE YACHTCRAFT 32

### KIT PRICES

#### HULL AND CRADLE \$2095

Hand-laminated reinforced fiberglass, extra reinforced roving in area of keel, headstay and backstay, and opaque gel coat back-up. With stainless steel chain plates, backstay, headstay, fittings.

#### BALLAST \$ 995

0,000 lb. lead casting for internal installation.

#### DECK \$1715

One-piece hand-laminated plywood reinforced fiberglass with molded non-skid surface where required, and including: Large self-draining cockpit, Integral molded cockpit coaming, Main companionway, Fore deck hatch opening, Lazarett hatch opening.

#### HATCHES \$ 190

Main hatch, Fore deck hatch, Lazarett hatch and seat hatch.

#### WINDOWS \$ 250

6 aluminum frame safety glass.

#### RUDDER \$ 450

Rudder shaft, tube, cap, fork, tiller and skeg assembly.

#### POWER \$1700

30 H.P. auxiliary gasoline engine, 40 amp alternator/generator, monel propeller shaft (¾ inch) stuffing box, Cockpit instrument panel (amp meter, oil pressure, water temp.), Engine controls, 30 gallon fuel tank, with fuel shut-off valve.

#### SPARS \$1285

Mast, boom, gooseneck, spreaders, stainless tangs and welded masthead box.



#### Specifications

LOA	32'4"	Ballast (lead)	3,400 lbs.
LWL	24'9"	Displ.	8,300 lbs.
Beam	9'6"	Sail Area (Main + 100% foresail)	466 Sq. Ft.
Draft	5'6"		

#### STANDING RIGGING \$ 375

Double lower shrouds, stainless steel standing rigging with swaged fittings, turnbuckles, backstay, headstay.

#### RUNNING RIGGING \$ 495

Halyards, sheets, blocks.

DATA, PRINTS, PICTURES, AND TEMPLATES ARE INCLUDED WITH YOUR HULL ORDER.

ADDITIONAL KITS MAY BE ORDERED INDIVIDUALLY AS NEEDED.

## THE YACHTCRAFT 33

### KIT PRICES

#### HULL AND CRADLE \$2095

Hand-laminated reinforced fiberglass, extra reinforced roving in area of keel, headstay and backstay, and opaque gel coat back-up. With stainless steel chain plates, backstay, headstay, fittings.

#### BALLAST \$ 970

3,300 lb. lead casting for internal installation.

#### DECK \$1715

One-piece hand-laminated plywood reinforced fiberglass with molded non-skid surface where required, and including: Large self-draining cockpit, Integral molded cockpit coaming, Main companionway, Fore deck hatch opening, Lazarett hatch opening.

#### HATCHES \$ 190

Main hatch, Fore deck hatch, and Lazarett hatch.

#### WINDOWS \$ 330

8 aluminum frame safety glass.

#### RUDDER \$ 350

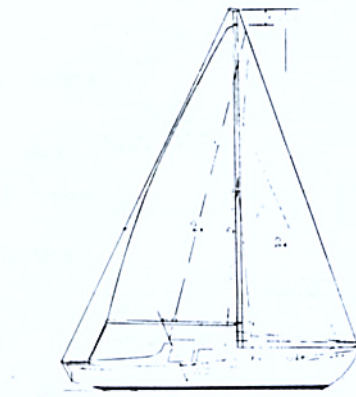
Rudder shaft, tube, cap, fork, tiller.

#### POWER \$1700

30 H.P. auxiliary gasoline engine, 40 amp alternator/generator, Monel or stainless propeller shaft (¾ inch) stuffing box, Cockpit instrument panel (amp meter, oil pressure, water temp.), Engine controls, 30 gallon fuel tank, with fuel shut-off valve.

#### SPARS \$1285

Mast, boom, gooseneck, spreaders, stainless tangs and welded masthead box.



#### Specifications

LOA	32'7"	Ballast	3300 lbs.
LWL	24'10"	Total Displ.	10,000 lbs.
Beam	10'2"	Sail Area	476 sq. ft.
Draft	4'6"	Sleep Accom.	6

#### STANDING RIGGING \$ 375

Double lower shrouds, stainless steel standing rigging with swaged fittings, turnbuckles, backstay, headstay.

#### RUNNING RIGGING \$ 490

Halyards, sheets, blocks.

DATA, PRINTS, PICTURES, AND TEMPLATES ARE INCLUDED WITH YOUR HULL ORDER.

ADDITIONAL KITS MAY BE ORDERED INDIVIDUALLY AS NEEDED.

## THE YACHTCRAFT 34

### KIT PRICES

#### HULL AND CRADLE \$2350

Hand-laminated reinforced fiberglass, extra reinforced roving in area of keel, headstay and backstay, and opaque gel coat back-up. With stainless steel chain plates, backstay, headstay and bowsprit fittings.

#### BALLAST \$ 970

3,300 lb. lead casting for internal installation.

#### DECK \$1500

One-piece hand-laminated plywood reinforced fiberglass with molded non-skid surface where required, and including: Large self-draining cockpit. Two seat hatch openings. Integral molded cockpit coaming. Main companionway. Fore deck hatch opening. Lazarette hatch opening.

#### HATCHES \$ 190

2 seat hatches, main hatch, foredeck hatch and Lazarette hatch.

#### WINDOWS \$ 330

8 aluminum framed windows.

#### RUDDER \$ 350

Rudder shaft, tube, cap, fork, tiller.

#### POWER \$1700

30 H.P. auxiliary gasoline engine, 40 amp alternator/generator, Monel or stainless propeller shaft (1/4 inch) stuffing box. Cockpit instruments (amp meter, oil pressure, water temp.). Engine controls, 30 gallon fuel tank, with fuel shut-off valve.

#### SPARS \$1285

Mast, boom, gooseneck, spreaders, stainless tangs and welded masthead box.



#### Specifications

LOA ..... 33'9" Ballast ..... 3300 lbs.  
LWL ..... 25'0" Total Displ. .... 10,400 lbs.  
Beam ..... 10'2" Sail Area ..... 471 sq. ft.  
Draft ..... 4'6" Sleep Accom. .... 6

#### STANDING RIGGING \$ 375

Double lower shrouds, stainless steel standing rigging with swaged fittings, turnbuckles, backstay and headstay.

#### RUNNING RIGGING \$ 510

Halyards, sheets, blocks.

DATA, PRINTS, PICTURES, AND TEMPLATES ARE INCLUDED WITH YOUR HULL ORDER.

ADDITIONAL KITS MAY BE ORDERED INDIVIDUALLY AS NEEDED.

## THE YACHTCRAFT 37 SLOOP

### KIT PRICES

#### HULL AND CRADLE \$3500

Hand-laminated reinforced fiberglass, extra reinforced roving in area of keel, headstay and backstay, and opaque gel coat back-up. With stainless steel chain plates, backstay, headstay, fittings.

#### BALLAST \$1250

5,000 lb. lead casting for internal installation.

#### DECK \$1700

One-piece hand-laminated plywood reinforced fiberglass with molded non-skid surface where required, and including: Large self-draining cockpit. 2 seat hatch openings. Main companionway. Lazarette seat hatch opening.

#### HATCHES \$ 190

2 seat hatches and 1 lazarette hatch in fiberglass.

#### WINDOWS \$ 375

8 aluminum framed windows.

#### RUDDER \$ 425

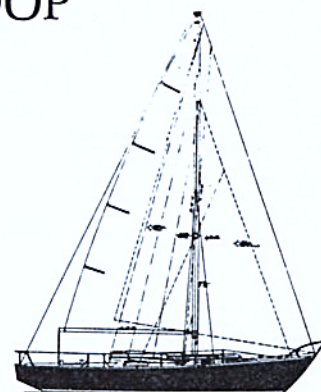
Rudder shaft, tube, cap, fork, tiller.

#### POWER \$1700

30 H.P. auxiliary gasoline engine, 40 amp alternator/generator, Monel or stainless propeller shaft (1/4 inch) stuffing box. Cockpit instruments (amp meter, oil pressure, water temp.). Engine controls, 30 gallon fuel tank, with fuel shut-off valve.

#### SPARS \$1750

Mast, boom, gooseneck, spreaders, stainless tangs and welded masthead box.



#### Specifications

LOA ..... 36'9" Ballast (lead) . 5,000 lbs.  
LWL ..... 28'4" Displ. .... 14,000 lbs.  
Beam ..... 10'10" Sail Area (Main + 100%  
Draft ..... 5'8" foresail) .... 605 Sq. Ft.

#### STANDING RIGGING \$ 495

Double lower shrouds, stainless steel standing rigging with swaged fittings, turnbuckles, backstay, headstay.

#### RUNNING RIGGING \$ 650

Halyards, sheets, blocks.

DATA, PRINTS, PICTURES, AND TEMPLATES ARE INCLUDED WITH YOUR HULL ORDER.

ADDITIONAL KITS MAY BE ORDERED INDIVIDUALLY AS NEEDED.

## THE YACHTCRAFT CRUISING 40

### KIT PRICES

#### HULL AND CRADLE \$5060

Hand-laminated reinforced fiberglass, extra reinforced roving in area of keel, headstay and backstay, and opaque gel coat back-up, with stainless steel chain plates, backstay, headstay, fittings.

#### BALLAST \$1850

6,250 lb. lead casting for internal installation.

#### DECK \$3245

One-piece hand-laminated plywood reinforced fiberglass with molded non-skid surface where required, and including: Large self-draining cockpit. Seat hatch opening. Integral molded cockpit coaming. Main companionway. Lazarette seat hatch opening, and fore deck hatch opening.

#### HATCHES \$ 225

Seat hatch, main hatch, fore deck and Lazarette seat hatch.

#### WINDOWS \$ 360

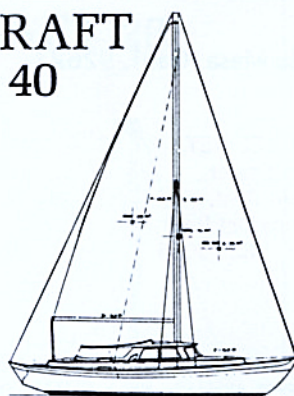
13 aluminum framed windows.  
3 Front cabin plexiglass windows.

#### RUDDER \$1280

Rudder shaft, tube, cap, fork, and pedestal steering assembly.

#### POWER \$2650

72 H.P. auxiliary gasoline engine, 40 amp alternator/generator, monel propeller shaft (1/4 inch) stuffing box. Cockpit instrument panel (amp meter, oil pressure, water temp.). Engine controls, 60 gallon fuel tank, with fuel shut-off valve.



#### Specifications

LOA ..... 39'8" Displacement 22,500 lbs.  
LWL ..... 29'3" Ballast ... 6250 lbs. Lead  
Headroom ..... 6'6" Rig .... Mast Head Sloop  
Beam ..... 12'7" Main Sail ... 330 Sq. Ft.  
Draft ..... 5'6" Working Jib . 365 Sq. Ft.

#### SPARS \$2600

Mast, boom, gooseneck, spreaders, stainless tangs and welded masthead box.

#### STANDING RIGGING \$ 525

Double lower shrouds, stainless steel standing rigging with swaged fittings, turnbuckles, backstay, headstay.

#### RUNNING RIGGING \$1060

Halyards, sheets, blocks.

DATA, PRINTS, PICTURES, AND TEMPLATES ARE INCLUDED WITH YOUR HULL ORDER.

ADDITIONAL KITS MAY BE ORDERED INDIVIDUALLY AS NEEDED.

## THE YACHTCRAFT 40

### KIT PRICES

#### HULL AND CRADLE \$5060

Hand-laminated reinforced fiberglass, extra reinforced roving in area of keel, headstay and backstay, and opaque gel coat back-up, with stainless steel chain plates, backstay, headstay, fittings.

#### BALLAST \$1850

6,250 lb. lead casting for internal installation.

#### DECK \$2090

One-piece hand-laminated plywood reinforced fiberglass with molded non-skid surface where required, and including: Large self-draining cockpit. Seat hatch opening. Integral molded cockpit coaming. Main companionway. Lazarette seat hatch opening, and fore deck hatch opening.

#### HATCHES \$ 225

Seat hatch, main hatch, fore deck and Lazarette seat hatch.

#### WINDOWS \$ 375

8 aluminum framed windows.

#### RUDDER \$ 475

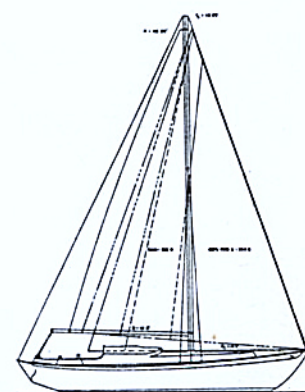
Rudder shaft, tube, cap, fork, and tiller.

#### POWER \$2650

72 H.P. auxiliary gasoline engine, 40 amp alternator/generator, monel propeller shaft (1/4 inch) stuffing box. Cockpit instrument panel (amp meter, oil pressure, water temp.). Engine controls, 60 gallon fuel tank, with fuel shut-off valve.

#### SPARS \$2600

Mast, boom, gooseneck, spreaders, stainless tangs and welded masthead box.



#### Specifications

LOA ..... 39'8" Displ. .... 22,500 lbs.  
LWL ..... 29'3" Ballast ... 6250 lbs. Lead  
Headroom ..... 6'6" Rig .... Mast Head Sloop  
Beam ..... 12'7" Main Sail ... 330 Sq. Ft.  
Draft ..... 5'6" Working Jib . 365 Sq. Ft.

#### STANDING RIGGING \$ 525

Double lower shrouds, stainless steel standing rigging with swaged fittings, turnbuckles, backstay, headstay.

#### RUNNING RIGGING \$1060

Halyards, sheets, blocks.

DATA, PRINTS, PICTURES, AND TEMPLATES ARE INCLUDED WITH YOUR HULL ORDER.

ADDITIONAL KITS MAY BE ORDERED INDIVIDUALLY AS NEEDED.

## THE YACHTCRAFT 44

### KIT PRICES

#### HULL AND CRADLE

Hand-laminated reinforced fiberglass, extra reinforced roving in area of keel, headstay and backstay, and opaque gel coat back-up. With stainless steel chain plates, backstay, headstay, fittings.

#### BALLAST

8,000 lb. lead casting for internal installation.

#### DECK

One-piece hand-laminated plywood reinforced fiberglass with molded non-skid surface where required, and including: Large self-draining cockpit. Seat hatch opening. Integral molded cockpit coaming. Main companionway. Lazarette seat hatch opening.

#### HATCHES

Two seat hatches and Lazarette seat hatch.

#### WINDOWS

10 aluminum frame safety glass.

#### RUDDER

Rudder shaft, tube, cap, fork, tiller.

#### POWER

72 H.P. auxiliary gasoline engine, 40 amp alternator/generator, monel propeller shaft (1/2 inch) stuffing box, Cockpit instrument panel (amp meter, oil pressure, water temp.), Engine controls, 60 gallon fuel tank, with fuel shut-off valve.

#### SPARS

Mast, boom, gooseneck, spreaders, stainless tangs and welded masthead box.

\$4350

\$2060

\$2175

\$ 190

\$ 425

\$ 455

\$2650

\$2990

#### Specifications

LOA ..... 43'11" Displ. .... 22,500 lbs.  
LWL ..... 32'9" Ballast .. 8000 lbs. Lead  
Headroom ..... 6'6" Rig .. Mast Head Sloop  
Beam ..... 11'0" Main Sail ... 414 Sq. Ft.  
Draft ..... 5'10" Working Jib . 420 Sq. Ft.

#### STANDING RIGGING

\$ 525

Double lower shrouds, stainless steel standing rigging with swaged fittings, turnbuckles, backstay, headstay.

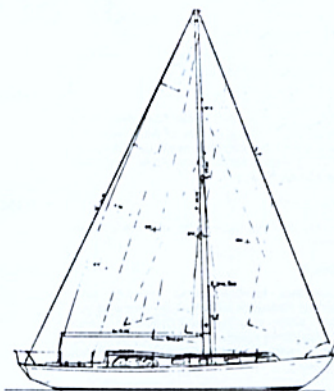
#### RUNNING RIGGING

\$1195

Halyards, sheets, blocks.

DATA, PRINTS, PICTURES, AND TEMPLATES ARE INCLUDED WITH YOUR HULL ORDER.

ADDITIONAL KITS MAY BE ORDERED INDIVIDUALLY AS NEEDED.



## THE YACHTCRAFT 55

### KIT PRICES

#### HULL AND CRADLE

Hand-laminated reinforced fiberglass, extra reinforced roving in area of keel, headstay and backstay, and opaque gel coat back-up.

#### RUDDER

Rudder shaft, tube, cap, fork, tiller.

#### GUDGEON

#### CENTERBOARD

1,000 lbs. bronze casting for internal swing installation.

#### SPARS

##### A. Main Mast

Mast, boom, gooseneck, spreaders, stainless tangs and welded masthead box.

##### B. Mizzen Mast

#### STANDING RIGGING

##### A. Main Mast

##### B. Mizzen Mast

#### POWER

#### POWER

BALLAST, DECK, HATCHES, WINDOWS AND RUNNING RIGGING NOT AVAILABLE FROM YACHTCRAFT.

\$9900

\$ 670

\$ 110

\$1950

\$4950

\$ 935

\$ 800

\$ 400

Prices Available Upon Request

Prices Available Upon Request



#### Dimensions

LOA ..... 54'-8" Displacement 38,000 lbs.  
LWL ..... 36'-0" Ballast ..... 16,000 lbs.  
Beam ..... 14'-0" Sail Area ... 1,184 Sq. Ft.  
Draft ..... 5'-9" (board-up) (Sloop)

DATA, PRINTS, PICTURES AND TEMPLATES SUPPLIED WITH ORDER FOR HULL & CRADLE.

# YACHTCRAFT

1682 Placentia Avenue, Costa Mesa, Calif. 92627

### YACHTCRAFT DEL REY

Los Angeles Dealer

4215 Lincoln Blvd.

Box 1082, Marina Del Rey

(213) 346-9145 821-9064

### WHERE TO BUILD YOUR YACHTCRAFT

The ideal site for the construction of your Yachtcraft is in your own yard. The deck can be raised as described in Shipping section, and a plastic cover overall can provide a warm, dry place to work.

Several boat yards have space available with water, lights and security guard at approximately 80c per foot per month. Yard workmen are available to assist if desired. Addresses of these yards are available.

### PLACING YOUR ORDER

Your initial order for the Yachtcraft kits must include the hull and cradle. You may order whatever additional kits you wish in any order and at any time. You may omit any component kit for which you wish to substitute your own material. The prices in effect at the time your order is accepted will apply for one year after that date.

Upon request we will send you an order blank which you may use to indicate your choice of component kits and colors. A 10 percent deposit must be included with your order. The balance is due at time of shipment which will be made in approximately two weeks from receipt of order. Bank financing can usually be arranged through your local bank.

### INSTRUCTION BOOK

If you wish to examine an Instruction Book you may send a \$25 deposit. If you confirm your order within ten (10) days, you may take credit for the \$25 deposit. If you decide not to order your \$25 deposit will be returned if the Instruction Book is returned in good condition.