
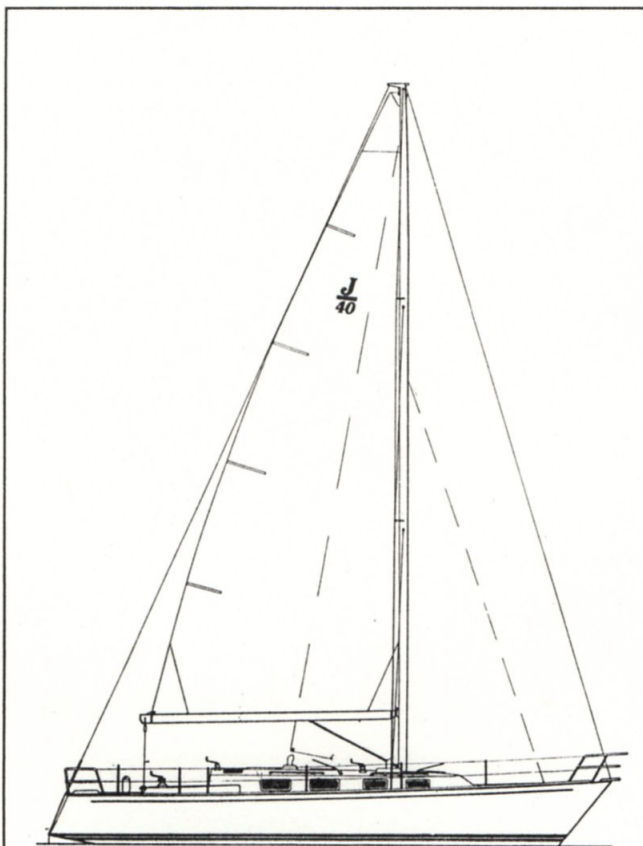


J/40

JBoats's first entry into cruising designs is spectacular: *Yacht Racing and Cruising* magazine's Boat of the Year. Forty-five J/40s have been sold since. Her outstanding record includes first to finish and first overall PHRF in the Lake Erie Long Distance Race, second to finish (behind a 12-Meter) among 208 MHS yachts, and first in class (ahead of eight J/35s) in the 1986 Chicago/Mackinac Race. She is a cruising breakthrough when it comes to ease of handling, comfort, and safety.

J/40's cockpit is designed for singlehanded operation by the helmsman, allowing the crew to relax, and permitting an experienced performance-oriented sailor to make all adjustments, without leaving the wheel, to optimize trim and control instrumentation.

A unique feature of the design is the large mainsail and small foretriangle. In heavy air, simply roll up the genoa and sail upwind at 6.5 knots under main alone. As the wind increases, the hydraulic backstay and vang help flatten and twist open the main further to make reefing an uncommon event. Yet, when necessary, reefing is done without leaving the cockpit. In light air, the large main and genoa help this fast design drive the apparent wind 30 to 40 degrees forward, so broad



reaching downwind on a hot summer's day is enjoyable.

When there's no wind, the 43-horsepower Volvo turbo diesel pushes her along at 7.5 knots (top speed of 8 knots) with little engine noise.

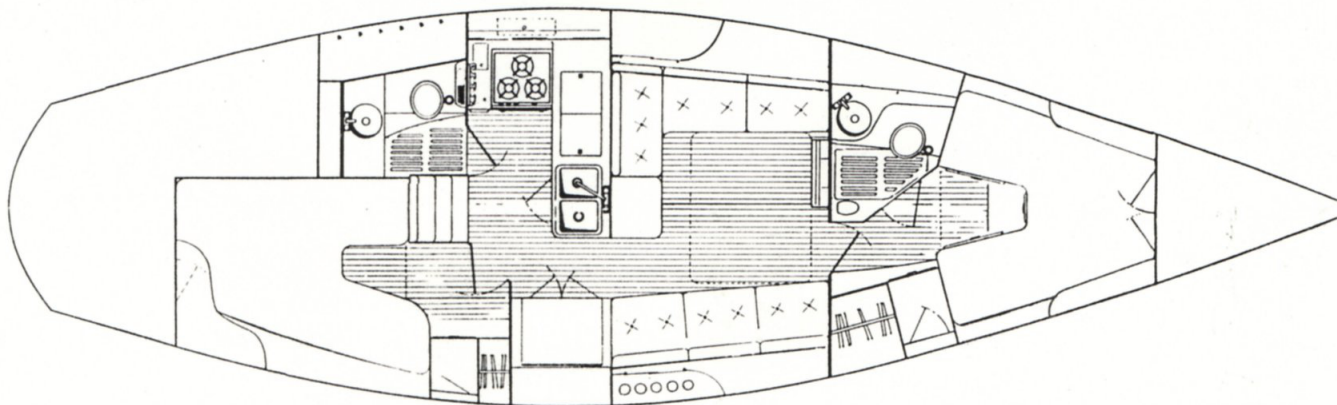
J/40's varnished teak interior is a masterpiece, with fiberglass showing only in the two head/showers (there's a third shower on deck in the aft vertical anchor locker). J/40's interior is designed for absolute privacy for two couples cruising, leaving the main saloon as a central living and dining area. Each stateroom has a bureau, hanging locker, and bunks that function as either twins or doubles.

The cabin is well ventilated with two cabin-trunk opening ports, four overhead hatches, and six Dorade vents.




J/40 is built to last with optimum insulation by using unidirectional rovings and Baltek Contourkore laminate construction, with CoRezyn vinylester in the outer skin to permit a 10-year guarantee on blister-resistance.

Two keel configurations are available standard: a shoal-draft model, drawing 5 feet, and a deep elliptical keel, drawing 6.4 feet.

Best of all, aboard the J/40 is the feel of a solid, smooth, responsive boat that slides through the water with little effort.



40'



L.O.A. 40' 3"
 L.W.L. 34' 0"
 Beam 12' 2"
 Draft:
 Deep Keel 6' 6"
 Shoal Keel 5' 0"
 Ballast:
 Deep Keel 6,500 lbs.
 Shoal Keel 6,200 lbs.

Displacement:
 Deep Keel 17,000 lbs.
 Shoal Keel 16,700 lbs.
 Sail Area:
 100% Foretriangle 786 sq. ft.
 Rig Dimensions
 Foretriangle:
 I (Height) 50' 9"
 J (Base) 14' 8"

Main:
 P (Luff) 44' 2"
 E (Foot) 18' 0"
 No. of Berths 6-7
 Water Capacity 87 gal.
 Fuel Capacity 30 gal.
 Auxiliary... 43 H.P. Volvo Turbo
 Designer .. Rodney S. Johnstone
 Year Introduced 1986

J Boats, Inc.
 Box 90, 24 Mill Street
 Newport, RI 02840
 (401) 846-8410

J
40

For More Information Circle No. 311