


KORALLE JR.

the ideal 12' family sailing sloop



Efficient design.




Planing in a 12 kt. breeze.



Racing is exciting.



Enjoyment for two or more.



Unsinkable and easy to right.

Cartop convenience.



KORALLE JR. is the fastest selling family sloop on the market today. **KORALLE JR.** is safe, stable and exciting to sail, as a family boat, junior trainer or day sailer. The **KORALLE JR.** is designed so that it may be used as a fishing boat, row boat or yacht tender. Nowhere can you find so well equipped a sailboat for the incredibly low price of **\$598***

*F.O.B. Los Angeles

SPECIFICATIONS

Length	12'
Beam	4' 11"
Depth	24"
Draft	4"
Hull weight	160 lbs. (approx.)
Sail area	82 sq. ft. (main & jib)
Load capacity	800 lbs. (approx.)
Maximum motor capacity	5 H.P.

STANDARD EQUIPMENT

Fiberglass double hull
Dacron main & jib
Anodized aluminum mast & boom
Beaching rudder
Stainless steel rigging
Roller reefing fitting
Hiking straps
Oarlocks
Drain plugs
Foam filled flotation



KORALLE
SAILBOAT COMPANY

4140 LINCOLN BOULEVARD
MARINA DEL REY, CALIFORNIA 90291

(213) 821-6213

EXCLUSIVE U.S.A. DISTRIBUTOR.



SPECIFICATIONS

Length	12'
Beam	4'11"
Depth	24"
Draft	4"
Hull weight approx.	160 lbs.
Load capacity	800 lbs.
Maximum Motor capacity	5 H.P.
Sail area (main & jib)	82 sq. ft.

STANDARD EQUIPMENT

Fiberglass hull — color molded in
Fiberglass deck — finished in bright
colors with nonfading gelcoat
Dacron mainsail and jib
Golden anodized aluminum mast and
boom foam filled for floatation (2-
part mast for in-hull storing)
Daggerboard, rudder, seat and transom
made of Philippine mahogany
Beaching rudder
Stainless steel rigging
Roller reefing fitting
Hiking straps
Carlocks
Drain plugs
Turnbuckles on head and sidestays
Metal hand grips on bow and stern
Storage compartment in bow
Transom designed for outboard motor
Foam filled floatation

Built by Atlanta Bootsbau
West Germany

KORALLE JR.



$\text{Main} = 49\text{ft}^2$
 $P = 13.5'$
 $E = 7'2"$
 $\text{Leech} = 14'10"$
 $\text{Jib} = 25\text{ft}^2$
 $\text{Luff} = 11'0"$
 $\text{Foot} = 5'0"$
 $\text{Leech} = 10'3"$

HOW DO YOU SELECT YOUR SAILBOAT?

Naturally, you will want the boat you buy to be as safe as possible, especially when it is to be used by children, or by older folks. The double hull construction, filled throughout with foam floatation, is the best safety feature available today. Even the mast is foam-filled. **Naturally**, you will want a roomy sailboat. We think that you will agree with us that the **KORALLE JR.** is the most spacious and comfortable 12' sailboat afloat.

Naturally, you will want stability and seaworthiness. Stability, as you know, is synonymous with a wide beam. The **KORALLE JR.** is one of the widest sailboats of its size on the market, with a beam of about five feet.

Naturally, you will want ease of maintenance. We think that the fiberglass hull, golden anodized aluminum mast and boom, stainless steel rigging and fittings, as well as dacron main and jib, will maintain their beauty with minimum maintenance.


Naturally, you will want an attractive boat. The beautifully designed cockpit has distinctive details usually found only in much larger sailboats. Accented with mahogany seat and motormount, the **KORALLE JR.'s** appearance sets it apart from all other boats.

Naturally, you will want a fast boat. The modern planing hull design, in combination with the well-shaped main and jib, and the adjustable roller reefing fitting, give speed which has made the **KORALLE JR.** a constant winner in its class.

And of course, you will want a reasonable price . . . and because of the most modern production method in the world today, we can offer the **KORALLE JR.** at this unbelievably low sail-away price.

LOCAL DEALER:

The deck of the Koralle Jr. comes in your choice of bright orange, bikini blue, tropical green, or desert sand. The hull is always oyster white, with blue trim.



The foam filled, double hull gives the **KORALLE JR.** positive floatation.

BEACHING RUDDER . . .



NOW STANDARD EQUIPMENT . . .

the rudder with the movable blade, especially practical in shallow water, or when launching from a beach. It also has an adjustable tiller. **REPLACES FIXED RUDDER SHOWN IN PICTURE.**

BOAT COVER . . .



The boat cover can be used even with the mast raised and boom fixed. We also recommend the cover during transportation and storage of your **KORALLE JR.**