



1982 LANCER 37



LANCER 37

The Lancer 37 is a development of the highly successful, Herb David designed, Lancer 39 which has proven herself to be a fast, seaworthy and comfortable vessel.

This unique hull form offers outstanding performance under sail, when compared to other cruising types. The Lancer 37's long water line length, high sail area to displacement ratio, modern N.A.C.A. shaped keel, and a high stability factor (1220 lbs. of righting moment at 1° angle of heel) contribute greatly to her all around sailing performance. Speeds under power with a single diesel engine, will be in the 7 to 8 knot range, up to about 10% faster than other cruising yachts.

Sail handling has been simplified to the point where you can handle all halyards, reef lines for both reefs, boom vang, boom topping lift, and main sheet from the cockpit, using custom Schaefer designed line stoppers and a standard Lewmar #30 self-tailing winch. You'll never again have to leave the safety of the cockpit to reef the mainsail.

The cockpit is quite roomy and includes a pedestal steerer with engine controls, a 5" compass with binnacle and pedestal guard, a teak fold-up cockpit table and an engine access hatch which measures about 3' x 4', affording you walk around space in the engine room.

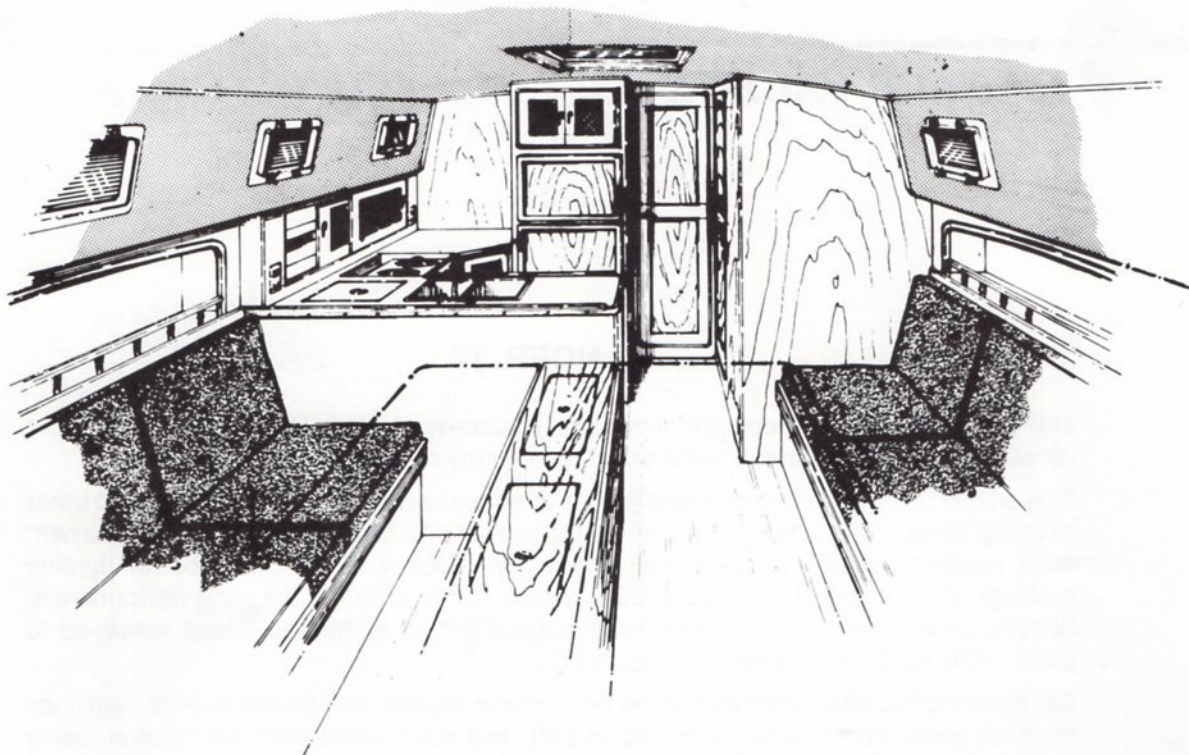
The interior accommodation plan is also quite unique for a sailing yacht of this size — a very large owner's cabin is located forward. The cabin takes up the full width of the yacht and includes a queen size berth, 2 hanging lockers, drawers and is adjacent to a head compartment with a separate shower stall.

Another interesting and unique design feature is the separate navigators area which includes a full size sit down chart table with chart stowage under, a 6'8" long quarter berth and electrical panel.

The "U" shaped galley is a delight. Over 25 square feet of counter space provide the room to prepare meals for a large crew for an extended voyage. An electric refrigerator with freezer compartment is standard as is a propane stainless steel gimballed stove with oven, hot and cold pressure water, a deep double stainless steel sink and a 5 plus cubic foot top load ice box that can be converted into a deep freeze.

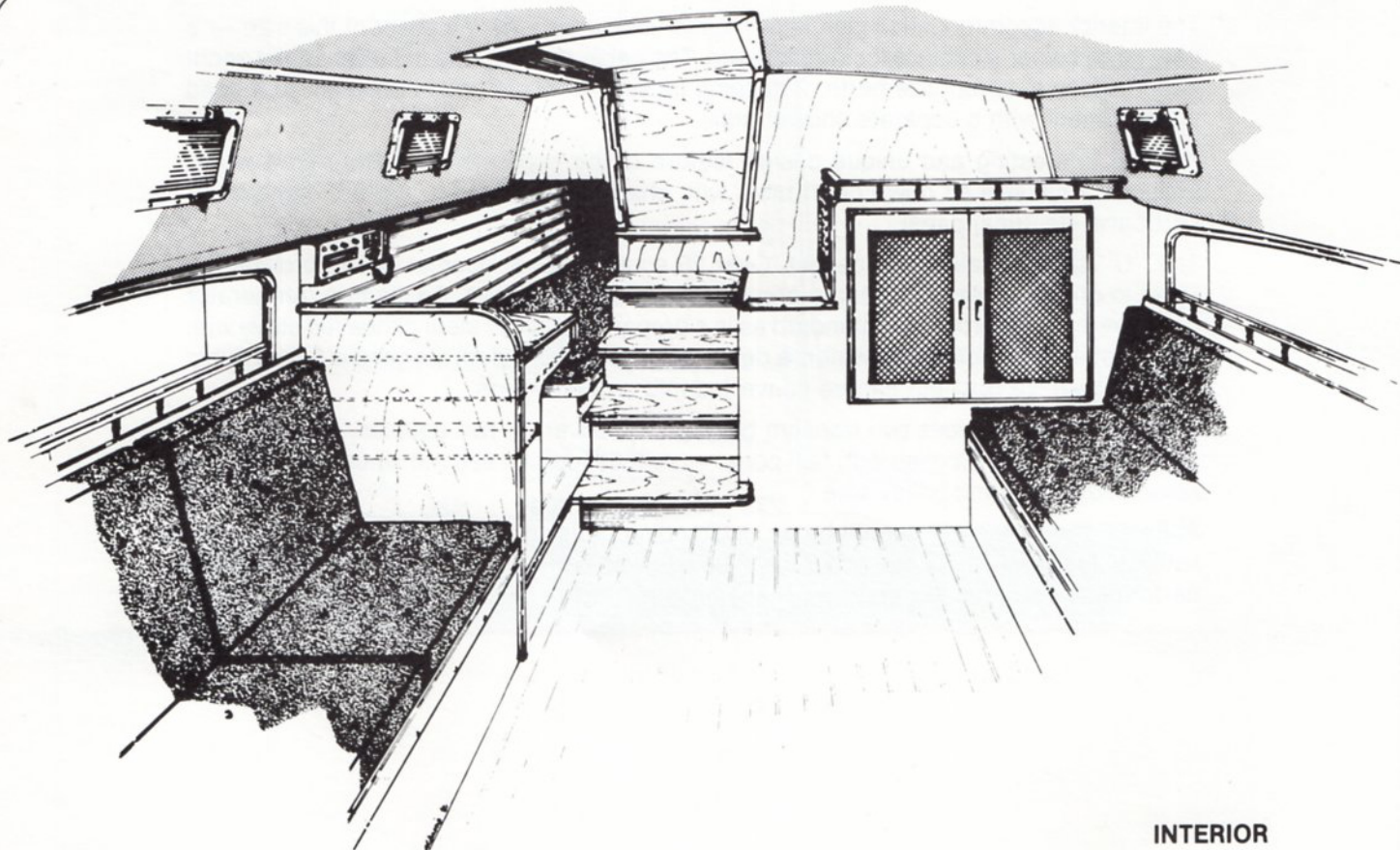
The main salon includes two transom berths that convert to two doubles, a folding teak table, 2 book case alcoves with hull ports — so that you can see out when seated in the salon and a teak and holley sole.

All in all, the Lancer 37 should be an outstanding cruising yacht both under power and sail. Her fast, seaworthy hull and the ability to power in the 7 to 8 knot area encompasses performance parameters that few, if any cruising yachts can match.



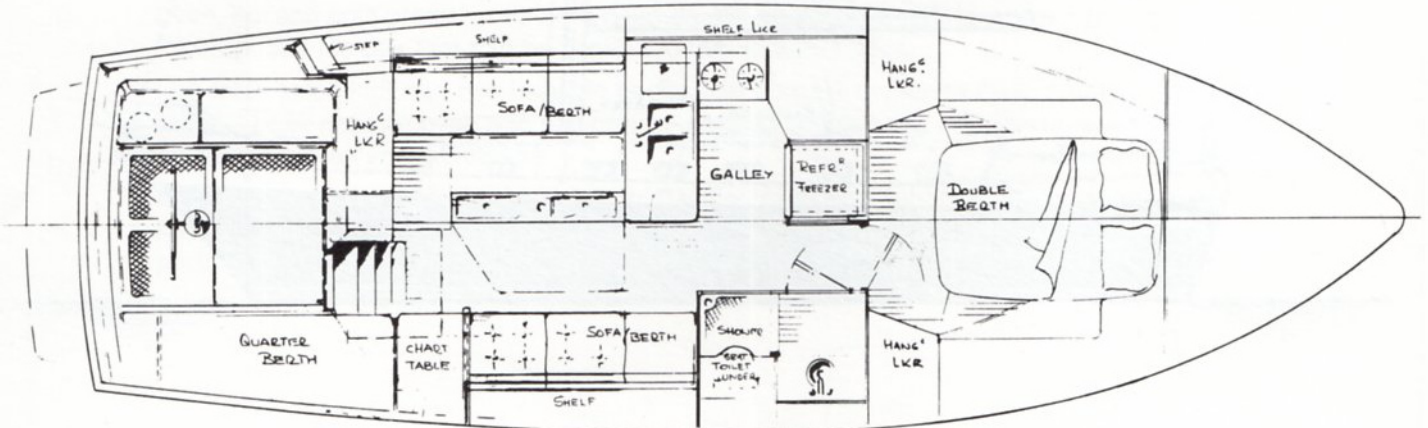
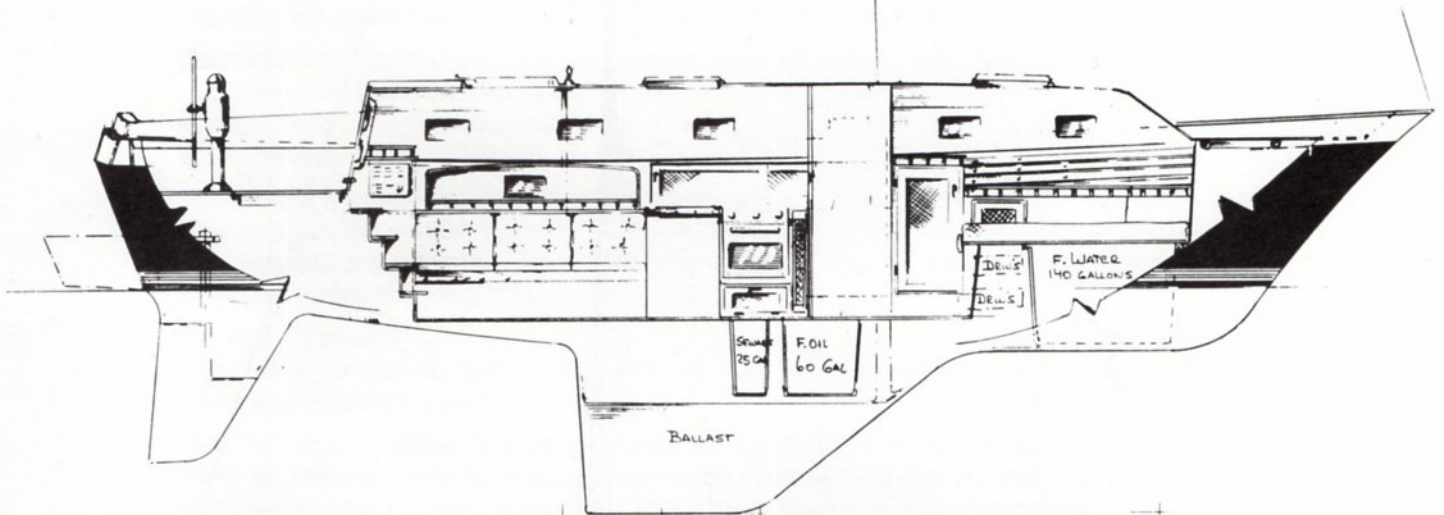
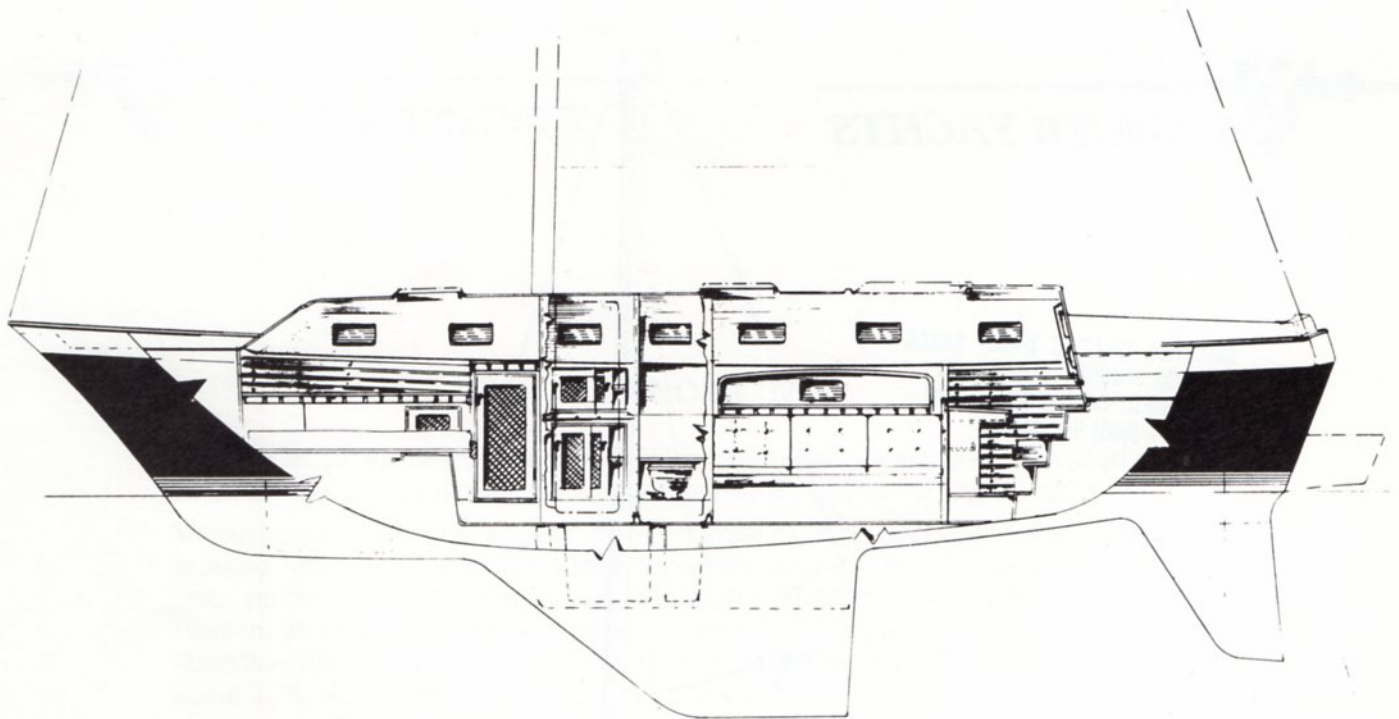
SALON LOOKING FWD.


INTERIOR



SALON LOOKING AFT

INTERIOR





1982 LANCER 37
STANDARD EQUIPMENT
\$98,178

HULL

- Fiberglass, with hand laminated Woven Roving - Full Balsa Core Sandwich Construction
- Standard Colors - White Hull - Red, White & Blue Boot Top - Blue Sheer Stripe

KEEL

- 4000 lbs. of Internal Ballast Bonded Securely in Place.

RUDDER

- Schedule 80 S/S Rudder Shaft with Integral Steel Backbone - Surrounded with High Density Foam - Fiberglass Covered.

DECK

- One Piece Fiberglass - Plywood and Balsa Core Reinforced
- Molded Non-Skid Surfaces
- Large Self Draining Cockpit
- Teak Main Companionway Door & Hatch
- Sliding "Skylight Type" Main Hatch with Seahood
- Locking Forward Cabin & Amidships "Skylight Type" Aluminum Frame Hatches
- Bow Roller for Anchor & Mooring Bit
- Foredeck Self Draining Anchor & Storage Locker

STANDING AND RUNNING RIGGING

- Aluminum Boom & Mast with Air Foil Spreaders
- Internal "Gib Hook Type" Tangs for Standing Rigging
- Stainless Steel Chain Plates and Stem Fitting
- S/S 1x19 Wire with Swedged Fittings Standing Rigging
- Prestretched Dacron Running Rigging with Spliced on Fittings
- Internal Main & Jib Halyards
- Ball Bearing Main Sheet Traveler with Control Lines
- Split Back Stay
- Baked White Polyester Coating on Mast & Boom
- A "Super Boom" with an Internal Outhaul and an Internal Reefing System for Two Sets of Reef Points
- S/S Boom Vang Bails on Boom & Base of Mast & Boom Vang Tackle
- All Halyards, Main Sheet, Boom Vang, Reefing Lines for Both Reefs, and Main Boom Topping Lift are Led Aft to a Custom 10 Gang Line Stopper and a Self-Trailing #30 Lewmar Winch with Handle

ELECTRICAL

- 4-12 Volt Marine Batteries with Perko Selector Switch to Isolate Batteries into Two Banks
- Interior Lighting (12 Volt)
- Electric Marine Head & Holding Tank with an Electric Off Shore Pump Out System
- 110 Volt Electrical System - Includes 10 Duplex Outlets, 20 AMP Battery Charger, Marine Deck Connector and Circuit Breaker
- One Electric Bilge Pump with Automatic Feature
- International Navigation Lights
- Engine Room Lights
- Hot and Cold Pressure Water System

TANKAGE (approximate)

- One 60 Gallon Fuel Tank (Below Water Line)
- One 140 Gallon Water Tank

INTERIOR

- Owners Cabin - Queen Size Double Berth, with 5" Cushion,

2 Hanging Lockers with Cane Doors, 4 Cedar Lined Drawers, Teak Ceilings (Hull Covering) Teak and Holley Sole; 2 Bookcase Alcoves, Four Opening Ports with Screens, "Sky Light" Ventilating Hatch, Full Length Mirror

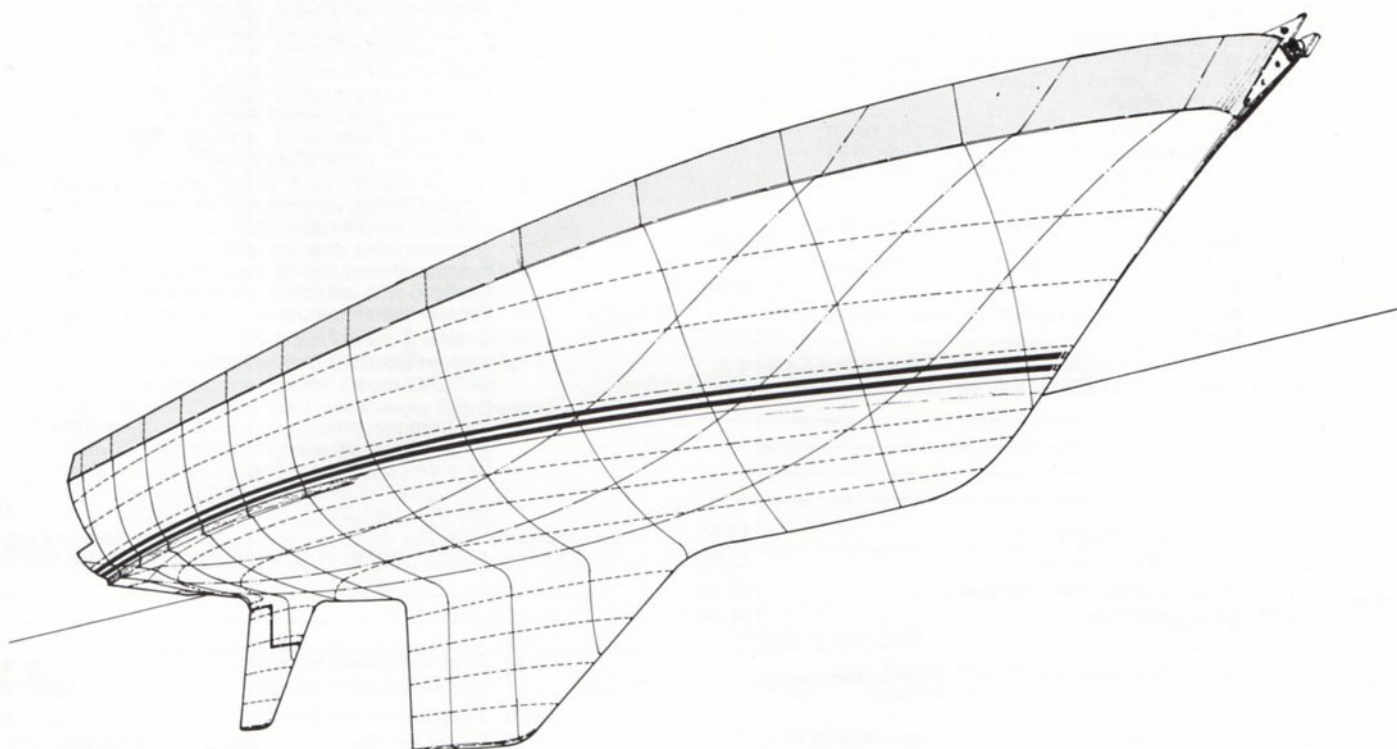

- Head Compartment - Opening Port with Screen, Vanity with Mirror, S/S Sink and Drawers, Separate Stall Shower Compartment with Hot & Cold Water - Shower Drain Pump and Seat
- Galley - Norcold 110 & 12 Volt Refrigerator with Freezer Compartment, S/S Gimballed Stove with Oven-Propane System with Two Aluminum Tanks and Solenoid Safety Shut Off System, Deep Double S/S Sink, Pressure Hot & Cold Water, Opening Ports with Screens, Sliding Storage Lockers, Drawers, Teak & Holley Sole, Top Load 5 Cubic Foot Ice Box with Electric Drain Pump.
- Main Salon - Two Berths that Convert into Doubles, Two Bookcase Alcoves with Hull Ports, Hanging Locker, Plush 5" Color Coordinated Cabin Cushions, Upholstered Back Rests with Storage Lockers Behind, Teak & Holley Sole, Solid Teak Table Measuring about 4'x5' with Leaves Up
- Navigation Area - Full Size Sit Down Chart Table with Chart Storage Under, Electrical Panel and Electronics Shelf
- General - All Teak Interior, Beautifully Crafted Cane Panel Cabinet Doors for Superior Ventilation, Upholstered Headliner, Aromatic Cedar Lined Drawers in Galley, Head Compartment and Owners Cabin, Teak & Holley Sole Throughout, 14 Opening Ports with Screens

EXTERIOR

- Exterior Wood Trim and Handrails of Oiled Teak
- Two Bow, 2 Stern and 2 Amidships Mooring Cleats
- Full Length Anodized Aluminum Toerail
- Double Bow and Stern Pulpits and Double Life Lines with Gates Port and Starboard
- Flip Down Boarding Ladder in Stern Pulpit
- Inboard Genoa Tracks with Wide Sheave Blocks
- Pedestal Wheel Steering System with S/S Wheel, Danforth 5" Compass with Binnacle, Engine Controls, Pedestal Guard, and a Solid Teak Fold-Up Cockpit Table
- Tinted Translucent Forward, Amidships and Main Companionway Hatches
- Hasp on Main Hatch for Pad Lock
- Main Sail with Two Sets of Reef Points, Fiberglass Battens, Leach Line, Cunningham - Draft Stripes and Windowed Tell Tails
- 120% Genoa with Windowed Tell Tails, Leach Line, Draft Stripes and Sail Bag
- 2 Cockpit Storage Lockers with Sliding Covers
- 1 Cockpit Sea Hatch
- Flush Sliding Transparent Cover Over Cockpit Engine Instrument Panel

DIMENSIONS

Length Overall	37'-0"
Length Water Line	31'-8"
Beam	12'-0"
Draft-Standard Keel	6'-3"
Draft-Shoal Draft Keel	4'-11"
Displacement (Average)	15000 lbs.
Ballast	4000 lbs.
Bridge Clearance	54'-0"
Designer	Herb David



— LANCER —

J-1	Shoal Draft Keel 4'11"	2,607.00	J-20	Volvo Penta MD 21B/110S 4 Cylinder, 4 Stroke Marine Diesel Engine With Swirl Chambers and S Drive #110S - Shaft Output 61 H.P.	12,269.00
J-2	Colored Non Skid on Deck	415.00	J-21	Curtains on All Windows	430.00
J-3	Colored Hull (Colors Other Than White or Camel Brown)	683.00	J-22	Mainsail Cover	243.00
J-4	Bottom Paint (Anti-Fouling)	538.00	J-23	Pedestal Wheel and Table Cover	95.00
J-5	Teak Cap Rail to Replace Standard Aluminum Toe Rail	1,113.00	J-24	Acralon Cover for Main Companionway Hatch	145.00
J-6	AC/DC Refrigerator With Divided Door 40 Lb. Freezer (52" High) to Replace Standard Below Counter AC/DC Refrigerator (33" High)	520.00	J-25	Custom Full Width Cockpit Dodger with Side Curtains	1,354.00
J-7	Optional Tankage (Select One Only) J-A, J-B, J-C		J-26	Cockpit Cushions	289.00
	J-A Additional 60 Gallons Fuel (2 Additional Tanks)	378.00	J-27	Refrigerator and Freezer System for Top Load Ice Box (Adler Barbour Cold Machine)	806.00
	J-B Additional 80 Gallons Water (2 Additional Tanks)	378.00	J-28	50' Marine Shore Power Cord	104.00
	J-C Additional 30 Gals. Fuel-40 Gals. Water (2 Additional Tanks)	378.00	J-29	Salt Water Pump in Galley	160.00
J-8	Lewmar #42AST-2 Speed Self-Tailing Winch to Replace Standard #30 Single Speed Self-Tailer, Combination Halyard-Main Sheet & Reefing Winch	328.00	J-30	Manual Bilge Pump	286.00
J-9	Lewmar #44AST-2 Speed Self-Tailing Winch to Replace Standard #30 Single Speed Self-Tailer, Combination Halyard-Main Sheet & Reefing Winch	554.00	J-31	Kenyon KS/KL-400B Speedometer with Log (Installed) - 1/2" LCD digital readout indicates boat speed from 0-19.99 knots. electro-mechanical log records and gives a continuous display of distance traveled. Front-mounted controls are provided for speedometer averaging and log reset. Flush-mounted bronze thru-hull and removable paddlewheel transducer. Remote panel has power switch and night light controls. 5" round black bezel	675.00
J-10	Lewmar #48AST-2 Speed Self-Tailing Winch to Replace Standard #30 Single Speed Self-Tailer, Combination Halyard-Main Sheet & Reefing Winch	824.00	J-32	Kenyon AW/WS-400B Wind System (Installed) - Dual function wind system instrument provides an unbroken 360° display of apparent wind direction and 1/2" LCD digital readout of wind speed from 0-99 knots. Supplied with complete masthead unit. Remote panel has power switch and lighting control. 5" round black bezel	1,125.00
J-11	Sheet Winches (2 #42AST Lewmar 2-Speed Self-Tailing)	1,315.00	J-33	Kenyon DS-400B Depth Sounder (Installed) - 3/4" LCD digital readout indicates depth from 0-300'. Alarm set (1'-50') and gain controls are front-mounted for convenience. An audible as well as visual alarm are standard. Switch for either depth from keel or surface is at remote panel, which also has power switch and light controls. 5" round black bezel	745.00
J-12	Sheet Winches (2 #44AST Lewmar 2-Speed Self-Tailing)	1,767.00		For Additional Kenyon Instruments Available, See Kenyon Catalog at Your Lancer Dealer (Add \$130.00 Each to List Price for Installation)	
J-13	Sheet Winches (2 #48AST Lewmar 2-Speed Self-Tailing)	2,307.00			
	(For Additional Lewmar Winches Available, See Lewmar Catalog at Your Lancer Dealer — Add \$25.00 Each to List Price for Installation)				
J-14	Solid Winch Handle, 10"	38.00	J-34	2 Pod Instrument Housing	372.00
J-15	Lock-In Winch Handle, 10"	70.00	J-35	3 Pod Instrument Housing	495.00
J-16	Pedestal Wheel Steering Brake	160.00	J-36	4 Pod Instrument Housing	618.00
J-17	Emergency Tiller	135.00	J-37	Raytheon - Ray 53, 25 Watt VHF/FM Marine Radio Telephone - Solid State Circuitry, Fully Synthesized - All US VHF/FM Marine Channels, 54 Channel Transmit and 61 Receive - LED Readout Shows Operating Channel - Four Weather Channels for Continuous Area Forecasts, Installed Complete with Mast Head Antenna (2 Year Warranty)	807.00
	NOTE: FOLDING PROPS ARE STANDARD ON ALL ENGINE INSTALLATIONS				
J-18	Volvo Penta MD 11C/110S 2 Cylinder, 4 Stroke Marine Diesel Engine With Direct Injection and Sailboat Drive #110S. Shaft Output 23 H.P. - With Folding Propeller	8,295.00			
J-19	Volvo Penta MD-17C/110S 3 Cylinder, 4 Stroke Marine Diesel Engine With Direct Injection and S Drive #110 - Shaft Output 35 H.P. With Folding Propeller	9,286.00			

— J-38	VHF Masthead Antenna with Coaxial Cable Wired to Navigator's Station	242.00	— J-63	Sound Shield for Generator Sets with Durasonic Shroud, Includes Fan, Mounting Platform & Drip Pan	452.00
— J-39	Windex Masthead Wind Indicator	57.00	— J-64	Honeywell Redi-Line Generator (1600 Watts) 15 Amps. Converts Battery Power to Constant (60 Hz. 120 Volt AC) Completely Installed	1,454.00
— J-40	Stereo System - AM & FM - Four Speakers & Tape Deck. 8 Track _____ Cassette _____	566.00	— J-65	Princess, Marine Microwave Oven (Installed)	693.00
— J-41	Seafire Automatic Fire Extinguishing System for Engine Room - Hanlon 1301 System Produces no Harmful Amounts of By- Products and no Residue	595.00	— J-66	Shipping Cradle - Returnable (Made of Steel)	893.00
— J-42	Backstay Adjuster Kit for Split Backstay - Includes 2 Wire Sheave Blocks, S/S Triangular Ring and 4 Part Tackle with Cam Cleat & Snap Shackles	242.00	— J-67	Safety Package Includes - 6 Life Jackets, 2 Fenders, 4 Dacron Dock Lines, 1 Danforth Type 40S Anchor, with 20' 3/8" Chain and 150' 7/16" Line, 3 Fire Extinguishers, 1 Bell, 3 Hand Held Signal Flares	610.00
	P.V.C. Cowl Ventilator with Dorade Box Includes S/S Screen and Closing Mechanism (Installed) Each		— J-68	Factory Commissioning in Newport Beach Includes - Freight from Factory to Water, Charges for Launching & Stepping Mast, Rigging and Tuning Mast, Bending on Sails, Doing an Operational Check on All Equipment, Clean-Up, Sea Trials, & Delivery to Customer in Newport Beach, California	1,500.00
— J-43	3"	118.00			
— J-44	4"	143.00			
— J-45	5"	224.00			
— J-46	Teak Swim Platform	1,535.00			
— J-47	Integral Fiberglass Swim Platform (Extended Hull Like Lancer 39)	730.00			
— J-48	Electric-Vertical Anchor Windlass (600 Lbs. Pull) for Handling Line or Chain - Capstan, Wildcat, Clutch, Chain Stripper and Foot Switch Above Deck - Motor and Gearbox Below Deck (Installed)	2,345.00			
— J-49	Electric - Vertical Anchor Windlass (1,000 Lbs. Pull) for Handling Line or Chain - Wildcat, Clutch, Chain Stripper and Foot Switch Above Deck - Motor and Gearbox Below Deck -Includes Chain Run Counter and Can Be Manually Operated	2,950.00			
— J-50	Anchor with 200' of 5/16" Chain (Anchor Locks Into Standard Bow Roller)	795.00			
— J-51	Auto Pilot - Benmar #21-S (Installed Complete)	3,177.00			
— J-52	150% Genoa	1,159.00			
— J-53	Roller Furling System with 150% Genoa and Sail Cover to Replace Standard 120% Genoa	2,558.00			
— J-54	Roller Furling Mainsail System & Mainsail w/Sail Cover to Replace Standard Mainsail	2,246.00			
— J-55	Tri-Radial Spinnaker Sail (3/4 Oz.)	1,835.00			
— J-56	Spinnaker Gear Includes: Internal Spinnaker Halyard - Internal Pole Lift - Spinnaker Pole with Deck Chocks - Mast Track and Car - Fore Guy - After Guy - Sheet - 2 Rubber Shell Snatch Blocks	2,071.00			
— J-57	Poleless Cruising Spinnaker (Radial Head) with Rubber Shell Snatch Block, Sheet, Tack Line & Spinnaker Halyard, Includes Quick and Easy Setting & Dowsing Sleeve	2,993.00			
— J-58	Wisker Pole (Forespar Telescoping Type - 12' to 22') with Deck Chocks and Mast Pad Eye	324.00			
— J-59	2 KW Yanmar, Fresh Water Cooled, Diesel Generator Plant with Remote Starter and Water Lift Muffler (can be hand started)	4,632.00			
— J-60	3 KW Yanmar, Fresh Water Cooled, Diesel Generator Plant with Remote Starter and Water Lift Muffler (can be hand started)	5,292.00			
— J-61	4 KW Yanmar, Fresh Water Cooled, Diesel Generator Plant with Remote Starter and Water Lift Muffler (can be hand started)	5,992.00			
— J-62	5.5 KW Yanmar, Fresh Water Cooled, Diesel Generator Plant with Remote Starter and Water Lift Muffler (can be hand started)	7,127.00			

DEALER _____
 (ADDRESS) _____ (PHONE) _____
 SELLING PRICE _____ FREIGHT _____
 TOTAL SELLING PRICE _____ DEPOSIT _____
 BALANCE DUE C.O.D. _____
 DEALER SIGNATURE _____

RETAIL CUSTOMER _____
 (ADDRESS) _____ (PHONE) _____
 SELLING PRICE _____ FREIGHT _____
 TOTAL SELLING PRICE _____ DEPOSIT _____
 BALANCE DUE C.O.D. _____
 RETAIL CUSTOMER SIGNATURE _____

All prices and specifications are subject to change at any time including after receipt of Customer's order, until final delivery to the customer — drawings in this brochure may show optional equipment — All speeds indicated in this brochure are engineering estimates using favorable conditions and are therefore not guaranteed.