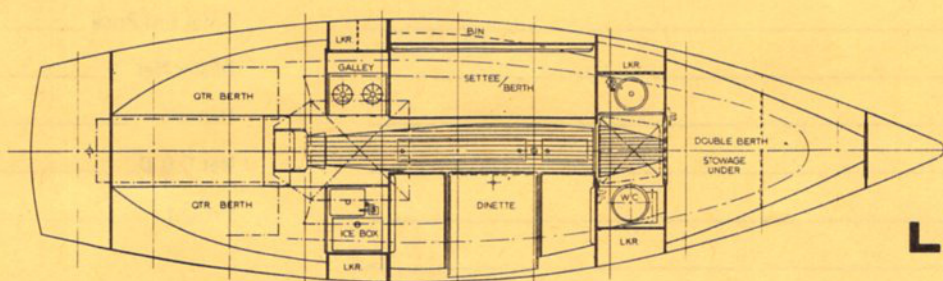
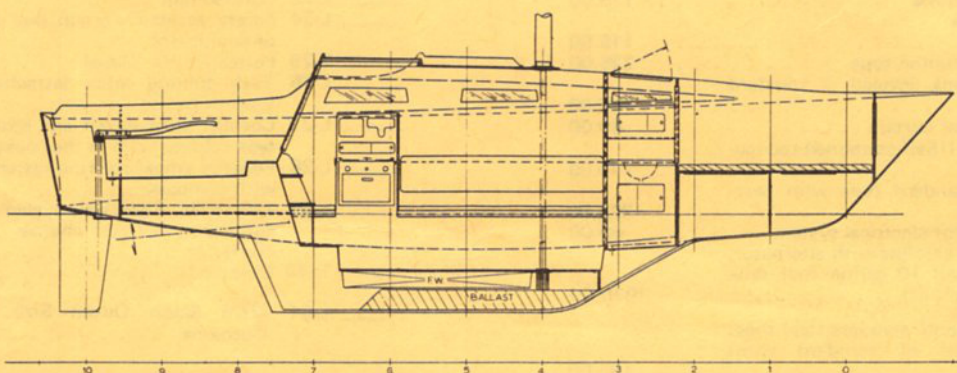
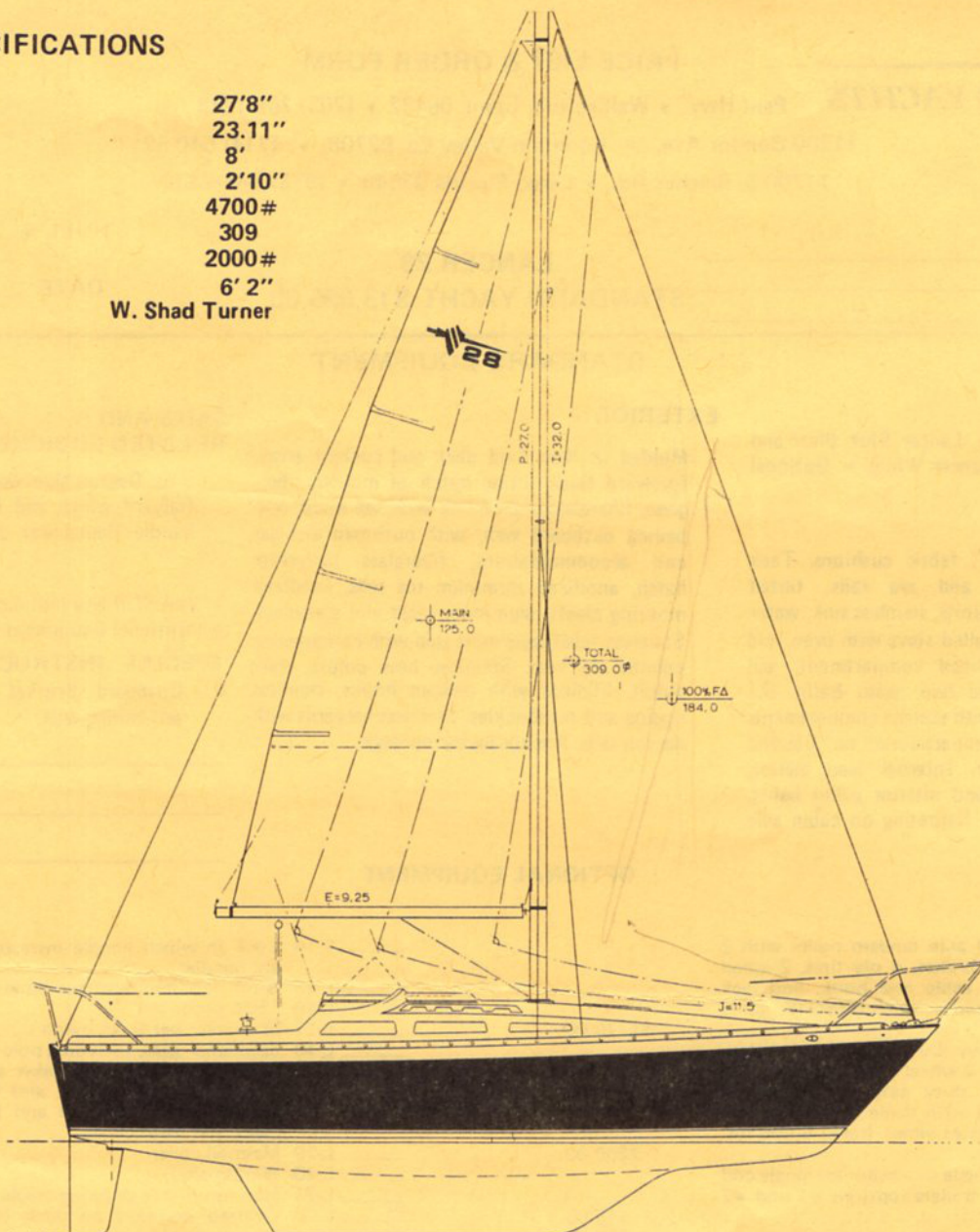
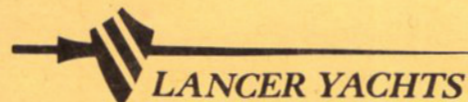


SPECIFICATIONS

L.O.A.	27'8"
L.W.L.	23.11"
Beam	8'
Draft	2'10"
Displacement	4700 #
Sail area	309
Ballast	2000 #
Head Room	6' 2"
Designer	W. Shad Turner



LANCER 28



PRICE LIST & ORDER FORM

8-1-76

Pent Hwy. • Wallingford, Conn. 06492 • (203) 269-1238

ALL ORDERS F.O.B.
FACTORY:

11200 Condor Ave. • Fountain Valley Ca. 92708 • (714) 540-5211

11700 S. Belcher Rd. • Largo Florida 33540 • (813) 541-2332

CUSTOMERS NAME _____
ADDRESS _____
PHONE _____LANCER 28
STANDARD YACHT \$13,995.00HULL # _____
DATE _____

STANDARD EQUIPMENT

COLORS:

Hull, Lancer White — Lancer Blue sheer and boot stripe. Deck, Lancer White — Optional colored Non Skid**

INTERIORS:

Color coordinated 3" fabric cushions. Teak trimmed bulkheads and sea rails, tinted windows. Two galley units, stainless sink, water pump, 2 burner gimbaled stove with oven, and ice box. Enclosed head compartment, sail locker, side shelf and fwd. wash basin. Six molded 6'4" berths with storage compartments beneath (battery compartments on Electric Inboard installations). Internal lead ballast, electric bilge pump and interior cabin lights. Teak galley cabinets. Carpeting on cabin sole only.

EXTERIOR:

Molded in Non Skid deck and cockpit areas, foreward flush fitting hatch of molded fiberglass, fiberglass main hatch with sea hood, self-bailing outboard well, with outboard and gas can accommodations, fiberglass lazarette hatch, anodized aluminum toe rails, anodized mooring cleats, aluminum mast and spreaders. Stainless tabernacle mast step with compression column to keel. Stainless bow pulpit, stern pulpit, lifelines with pelican hooks, stainless rigging and turnbuckles. Stainless halyards with dacron tails. Anchor locker on deck.

SAILS AND

RELATED EQUIPMENT:

5 oz. Dacron Main Sail and overlapping Jib Sail. Halyard winch and two sheet winches. Winch handle. Genoa gear, dacron sheets.

**Non Skid and hull colors optional at extra cost; see Optional Equipment list below.

SPECIAL INSTRUCTIONS

☐ Outboard Bracket in lieu of outboard self-bailing well.

OPTIONAL EQUIPMENT

- _____ L-1 Custom dual axle tandem trailer with 2 wheel surge brakes, 4 ply tires, 2 speed winch with cable and hook, and jack with caster wheel (rated 6,000 lbs. gross weight). \$1770.00
- _____ L-2 Custom Heavy Duty dual axle tandem trailer, with 2 wheel surge brakes, 6 ply tires, heavy duty axles and frame, 2 speed winch with cable and hook, and jack with caster wheel (rated 6,000 lbs. gross weight). 2200.00
- _____ L-3 Ten foot tongue extension for single and double axle trailers (options #1 and #2 above) 115.00
- _____ L-4 Carpeting, complete 225.00
- _____ L-5 Curtains, all windows 175.00
- _____ L-6 Cockpit cushions:
_____ A. Regular type 115.00
_____ B. Closed cell flotation type 225.00
- _____ L-7 4" cabin cushions, instead of standard 3" cushions 150.00
- _____ L-8 Main cabin divider curtain 60.00
- _____ L-9 Monogram Tota II Self-contained recirculating head 140.00
- _____ L-10 Marine head, standard type with overboard discharge 225.00
- _____ L-11 75 amp battery for electrical system 60.00
- _____ L-12 9.9 HP inboard, gasoline with alternator, electric start, and 10 gallon fuel tank (Baldwin Marine Unit) 1970.00
- _____ L-13 #16 (or equivalent) stainless steel sheet winches, instead of standard sheet winches 182.00

- _____ L-14 Lock in winch handle instead of standard handle 30.00
- _____ L-15 Black anodized mast and boom 225.00
- _____ L-16 150% genoa sail 285.00
- _____ L-17 Spinnaker sail 3/4 oz. nylon 440.00
- _____ L-18 Spinnaker gear, including pole with deck chocks, after guy, spinnaker sheet, fore guy, spinnaker halyard, and block and cleat, pole topping life and block and cleat, and sheet cleats 425.00
- _____ L-19 Mainsail cover 75.00
- _____ L-20 Windshield 370.00
- _____ L-21 Non-returnable shipping cradle 150.00
- _____ L-22 Colored non-skid on deck (Choice of blue or sand) 150.00
- _____ L-23 Colored hull 675.00
- _____ L-24 Safety accessory group (see separate list of equipment) 295.00
- _____ L-25 Petter 7.5 Hp. Diesel 3540.00
- _____ L-26 Teak folding table (attaches to mast support posts) 150.00
- _____ L-27 Cockpit table socket and base for use of teak folding table in the cockpit. 95.00
- _____ L-28 Pedestal wheel steering system, installed, with compass 995.00
- _____ L-29 110 Volt Electrical system, including automatic battery charger and power converter 298.00
- _____ L-30 Dinette 495.00
- _____ L-31 Main Salon Queen Size Berth with Cushions 175.00

Total of Options _____

Dealer _____

Total List Price _____

Delivery Address _____

Dealer Net _____

Invoice To _____

Deposit _____

(If Floored) _____

Net C.O.D. _____

Salesman _____

Freight _____

Delivery Date _____

All prices and specifications are subject to change at any time until final delivery to customer.
The price list supersedes all prior lists.