

## 1984 LANCER 40

## HIGH PERFORMANCE MOTORSAILER



## **1984 LANCER 40 HIGH PERFORMANCE MOTORSAILER**

The Lancer 40 design is a refinement of the highly successful Lancer 44 motorsailer, which won the City of Newport Beach Perpetual Trophy for first in class, in the 1980 Newport to Ensenada, Mexico International Yacht Race, finishing ahead of more than 350 boats, on a boat for boat basis, ranging in sizes up to 90 feet.

Heretofore, motorsailers in this size range have been highly compromised designs that neither powered nor sailed very well, performance under power was limited to about 8 knots and sailing capabilities, especially to windward in light air, were disappointing.

The Lancer 40 is a true high performance motorsailer, not a sailboat with a pilot house. Speeds under power, with either single or twin diesel engines, will be in the 9 to 14 knot range. Performance under sail will be outstanding when compared to cruising types with auxiliary engines. The Lancer 40's long water line length, high sail area, modern NACA shaped keel, and moderately light displacement contribute greatly to her all around sailing performance.

Sail handling has been simplified to the point where you can handle the functions of tacking, setting sail, reefing, and stowing away sails, all from the inside helm position. Both the mainsail and headsail are equipped with furling devices and both are self tacking. All sheets, halyards, and furling lines are led to a control console with line stoppers and a self tailing manual or electric winch.

The rig has been designed to be powerful yet simple to handle by one person in all kinds of weather. A sloop rig with a rather large loose footed boomless mainsail has been used so that the boat will balance and sail well under main alone and can be easily reefed and handled safely under adverse conditions.

The Lancer 40 is available with a variety of single or twin diesel engine options designed to give just the right combination of range, speed, maneuverability and economy to meet an owner's special requirements. Very few, if any, yachts in this size range offer such a wide scope of performance capabilities.

The interior accommodation plan is also quite unique for a sailing yacht of this size — a very large owner's cabin is located forward. The cabin takes up the full width of the yacht and includes a queen size berth, two hanging lockers, drawers and is adjacent to a head compartment with a separate shower stall.

Another interesting and unique design feature is a separate navigator's cabin or "Radio Shack" where an off shore seaman can "plot" and communicate in peace and quiet surrounded by a vast array of electronic aids.

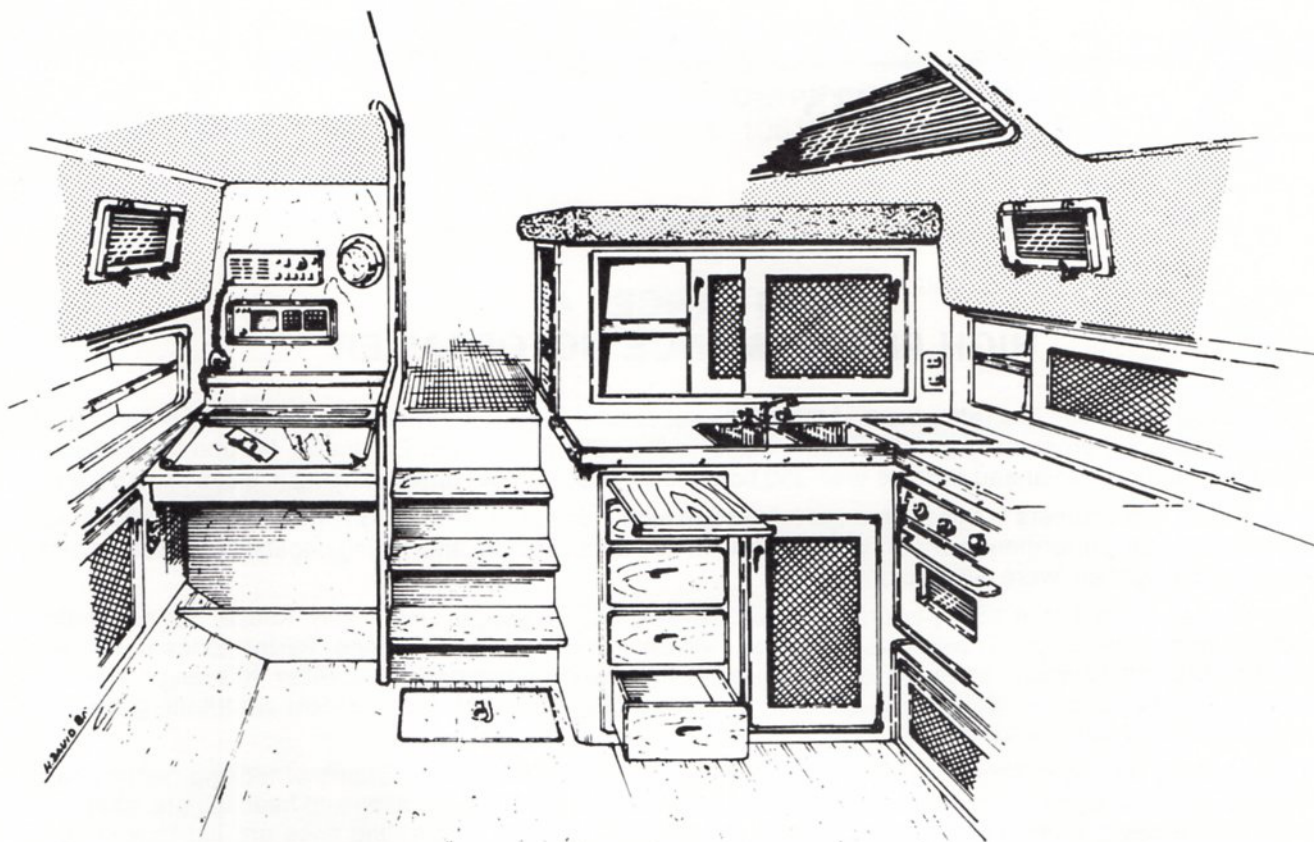
The galley is a delight. An electric refrigerator with separate freezer compartment is standard, as is a propane stainless steel gimbal stove with oven, hot and cold pressure water and a deep double S/S sink.

The main salon includes an inside steering station and measures approximately 10' x 10'. The owner has the flexibility to furnish this area to his own requirements using a sofa bed, upholstered chairs, lamps, tables, etc. The engine room is sound shielded using a special laminated acoustical foam-lead-foam material. A sound blanket is used as padding under the standard main salon carpeting.

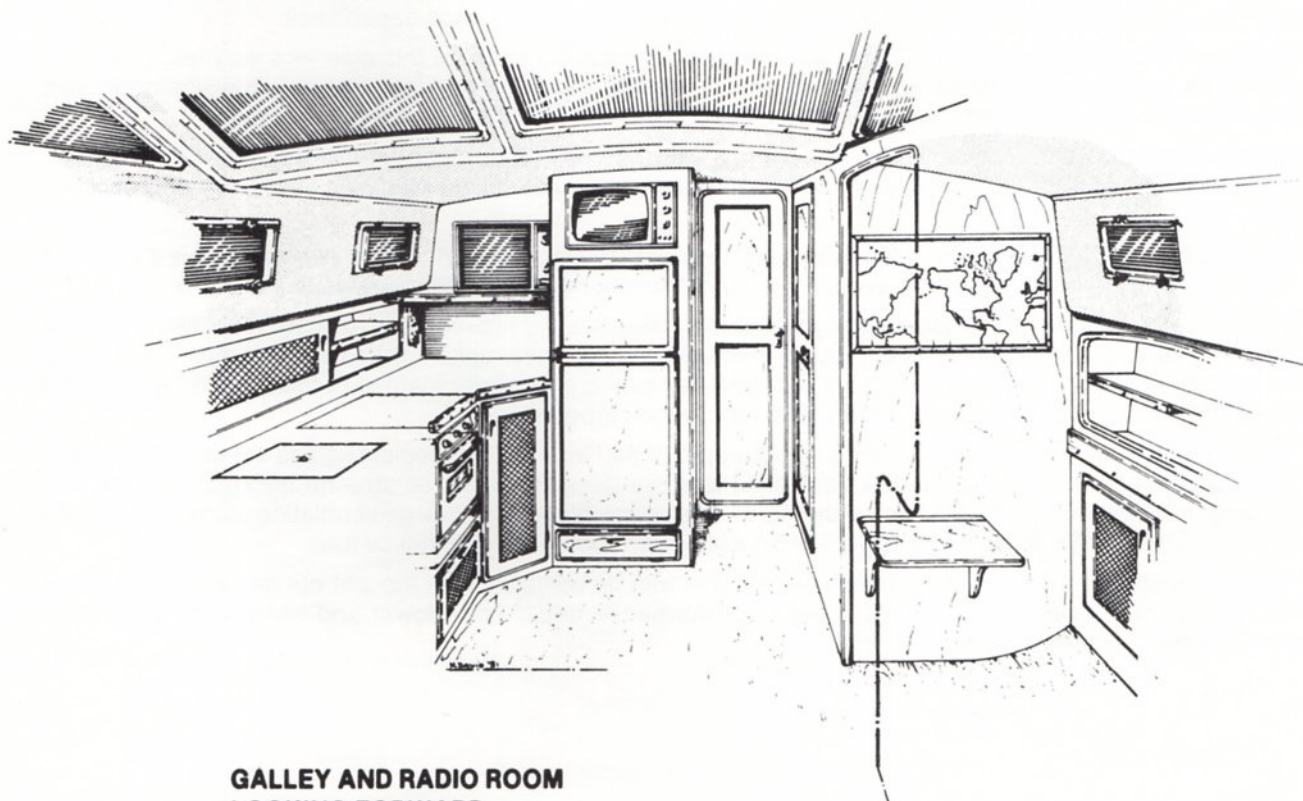
The window system in the wheel house is constructed of half inch thick tinted plexiglass with a hard scratch resistant coating. All of these windows are fixed and are designed to be as structurally sound as the surrounding trunk cabin. Ventilation is provided by eleven opening ports, one large ventilating aluminum framed sky light type hatch forward, and a large (3' x 6') sliding sun roof in the pilot house top.

All in all, the Lancer 40 High Performance Motorsailer with its beautiful, well thought out interior arrangement that rivals many power boats, and its superior performance under both power and sail should delight the power boater and sailor alike.





LOOKING AFT



GALLEY AND RADIO ROOM  
LOOKING FORWARD







## 1984 LANCER 40 HIGH PERFORMANCE MOTORSAILER

### STANDARD EQUIPMENT

**\$120,698.00**

#### HULL

- Fiberglass, with hand laminated Woven Roving - Full Balsa Core Sandwich Construction.
- Standard Colors - White Hull - Red, White & Blue Boot Top - Blue Sheer Stripe.

#### KEEL

- 3500 lbs. of Internal Ballast Bonded Securely in Place.

#### RUDDER

- Schedule 80 S/S Rudder Shaft with Integral Steel Backbone - Surrounded with High Density Foam - Fiberglass Covered.

#### DECK

- One piece Fiberglass - Plywood and Balsa Core Reinforced
- Molded Non-Skid Surfaces
- Large Self Draining Cockpit
- Teak Main Companionway Door
- Locking Forward Cabin "Skylight Type" Aluminum Frame Hatch
- Bow Roller for Anchor & Mooring Bit
- Foredeck Self Draining Anchor & Storage Locker

#### STANDING AND RUNNING RIGGING

- Aluminum Mast with Air Foil Spreaders - (Standard Boomless Rig) - External Furling
- Internal "Gib Hook Type" Tangs for Standing Rigging
- Stainless Steel Chain Plates and Stem Fitting
- S/S 1 x 19 Wire with Swedged Fittings Standing Rigging
- Prestretched Dacron Running Rigging with Spliced on Fittings
- 2 Internal Jib/Cruising Spinnaker Halyards
- Roller Furling Gear for Main and Headsail
- Ball Bearing Traveler with Control Lines for Both Main and Jib
- Split Back Stay
- Baked White Polyester Coating on Mast & Spreaders
- All Halyards, Main and Jib Sheets, and Furling Lines Led to Sail Control Console with Line Stoppers and Self Tailing Winch. Console Located at Inside Helm Station

#### ELECTRICAL

- 4-12 Volt Marine Batteries with Perko Selector Switch to Isolate Batteries into Two Banks
- Interior Lighting (12 Volt)
- Electric Marine Head & Holding Tank with an Electric Off Shore Pump Out System
- 110 Volt Electrical System - Includes 12 Duplex Outlets, 20 AMP Battery Charger, Marine Deck Connector and Circuit Breaker
- Three Electric Bilge Pumps - One for Each Water Tight Compartment (Lazarett Bilge) (Engine Room Bilge) (Forward Bilge)
- International Navigation Lights
- Engine Room Lights
- Hot and Cold Pressure Water System
- Electric Double Trumpet Horns
- Electric Windshield Wiper

#### ENGINE

- Single Perkins 4-154-M Diesel Engine (62 H.P. @ 3000 RPM) (830 Lbs.) Approximate Maximum Speed - 8.5 M.P.H. with Feathering Propeller

#### TANKAGE

- One 140 Gallon-Water Tank
- Two 95 Gallon Fuel Tanks

#### INTERIOR


- Owners Cabin - Queen Size Double Berth, with 5" Cushion, 2 Hanging Lockers with Cane Doors, 4 Cedar Lined Drawers, Teak Ceilings (Hull Covering) Teak and Holley Sole; 2 Bookcase Alcoves, Four Opening Ports with Screens - "Sky Light" Ventilating Hatch - Full Length Mirror.
- Head Compartment - Opening Port with Screen, Vanity with Mirror, S/S Sink, Separate Stall Shower Compartment with Hot & Cold Water - Shower Drain Pump and Seat.
- Galley - Norcold 110 & 12 Volt Refrigerator with Freezer Compartment, S.S. Gimballed Stove with Oven - Propane System with Two Aluminum Tanks and Solenoid Safety Shut Off System, Deep Double S/S Sink - Pressure Hot and Cold Water - Opening Port with Screen - Sliding Storage Lockers, Drawers, Teak & Holley Sole.
- Navigation Area - Separate Room with Sit Down Full Size Chart Table with Chart Storage Under - Navigators Seat - Chart Light - Electronics and Electrical Panel
- Main Salon - Inside Steering Station - Sail Handling Control Console with Lewmar #30AST Self Tailing Winch with Handle, Line Stoppers for Sheets and Halyards - Full Carpeting, With Sound Blanket Padding Under - Fixed 1/2" Plexiglas Windows - 3' x 6' Sliding Plexiglass Sun Roof.

#### EXTERIOR

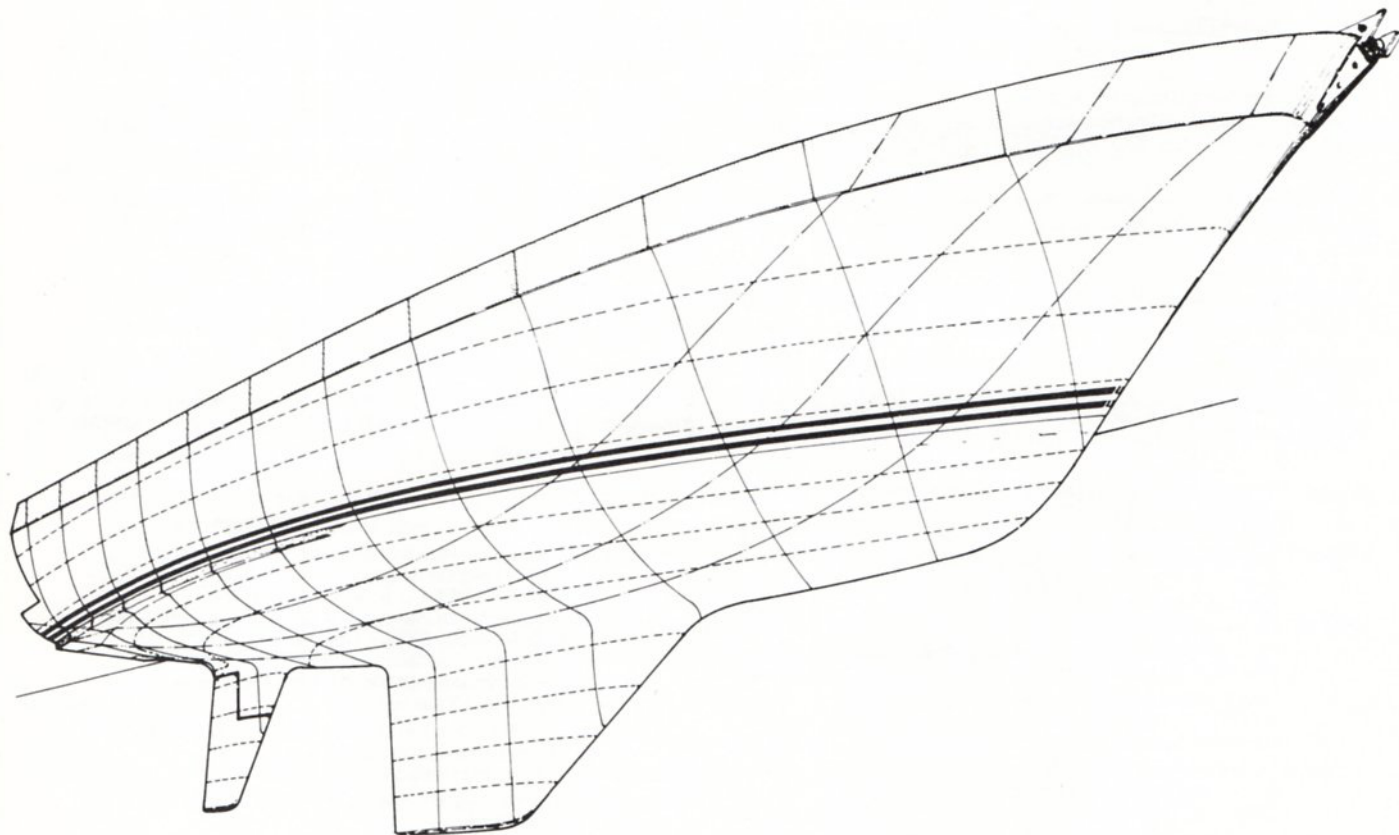
- Exterior Wood Trim and Handrails of Oiled Teak
- 2 Bow, 2 Stern & 2 Amidships Mooring Cleats
- Full Length Anodized Aluminum Toerail
- Double Bow and Stern Pulpits and Double Life Lines with Gates Port and Starboard
- Swim Platform Extending Across the Width of the Transom - with Transom Door
- Mainsail with Draft Stripes, Tell Tails and Sail Cover
- #4 Genoa with Draft Stripes, Tell Tails and Sail Cover

#### DIMENSIONS

Length Overall Including Std. Swim Platform	39'-6"
Length Water Line	33'-8"
Beam	12'-0"
Draft-Standard Keel	6'-3"
Draft-Shoal Draft Keel	4'-11"
Displacement (Average)	16,000 lbs.
Ballast	4,500 lbs.
Bridge Clearance	54'-0"
Designer	Herb David



© Copyright 1981  
HERB DAVID NA



— HERB DAVID NA —

— **LANCER 40** —  
**HIGH PERFORMANCE MOTORSAILER**



**L40 With All Standard Equipment \$120,698.00**

Date \_\_\_\_\_

Sheer Stripe Color \_\_\_\_\_ Deck Color \_\_\_\_\_ Non Skid Color \_\_\_\_\_

Cushion Color \_\_\_\_\_ Carpet Color \_\_\_\_\_

I-1	Shoal Draft Keel 4'11" .....	2,868.00
I-2	Colored Non Skid on Deck .....	457.00
I-3	Colored Hull (Colors Other Than White or Camel Brown) .....	751.00
I-4	Bottom Paint (Anti-Fouling) .....	592.00
I-5	Teak Cap Rail to Replace Standard Aluminum Toe Rail .....	1,224.00
I-6	AC/DC Refrigerator With Divided Door 40 Lb. Freezer (52" High) to Replace Standard Below Counter AC/DC Refrigerator (33" High) .....	572.00
I-7	Optional 60 Gallons Fuel or Water Tank Water Fuel .....	416.00
I-8	#42AST Lewmar 2 Speed Self-Tailing Winch to Replace Standard #30AST .....	361.00
I-9	#44AST Lewmar Winch - Electric Self-Tailing to Replace Standard #30 AST .....	3,185.00

_____ I-10 Solid Winch Handle, 10" .....	42.00
_____ I-11 Lock-in Winch Handle, 10" .....	77.00
_____ I-12 5" Danforth Constellation Compass .....	710.00
_____ I-13 Emergency Tiller .....	149.00

I-14	Single Perkins 4-236-M Diesel Engine (85 Horsepower @ 2500 RPM) 1075 Lbs. Approximate Maximum Speed - 9.2MPH	1,711.00
I-15	Single Perkins Turbocharged 4-236-M Diesel Engine (115 HP @ 4000 RPM) 1075 Lbs. Approximate Maximum Speed - 10 MPH	3,031.00
I-16	Twin Perkins 4-108 Diesel Engines (50 HP @ 4000 RPM-Each) 624 Lbs. Each. Approximate Maximum Speed - 8.5 MPH	13,651.00
I-17	Twin Perkins 4-154-M Diesel Engines (62 HP @ 3000 RPM—Each) 830 Lbs. Each Approximate Maximum Speed - 10 MPH	16,406.00
I-18	Twin Perkins 4-236-M Diesel Engines (85 HP Each) Approximate Maximum Speed - 12 MPH	19,827.00
I-19	Twin Perkins Turbocharged 4-236-M Diesel Engines (115 HP Each) Approximate Maximum Speed - 14 MPH	22,467.00
I-20	Curtains or Drapes on All Windows	715.00

	Lazarette	Engine Room	Forward	Each
I-24	Kenyon KS/KL-400B Speedometer With Log Installed) - 1/2" LCD Digital readout indicates boat speed from 0-19.99 knots. An Electro-mechanical log records and gives a continuous display of distance traveled. Front-mounted bronze thru-hull and removable paddlewheel transducer. Remote panel has power switch and night light controls, 5" round black bezel			743.00

_____ I-25	Kenyon AW/WS-400B Wind System (Installed) Dual function wind system instrument provides an unbroken 360° display of apparent wind direction and 1/2" LCD digital readout of wind speed from 0-99 knots. Supplied with complete masthead unit. Remote panel has power switch and lighting control. 5" round black bezel.	1,238.00
_____ I-26	Kenyon DS-400B Depth Sounder (Installed) 3/4" LCD digital readout indicates depth from 0-300'. Alarm set (1-50') and gain controls are front-mounted for convenience. An audible as well as visual alarm are standard. Switch for either depth from keel or surface is at remote panel, which also has power switch and light controls. 5" round black bezel.	820.00

_____ I-27	Raytheon - Ray 53, 25 Watt VHF/FM Marine Radio Telephone-Solid State Circuitry, Fully Synthesized-All U.S. VHF/FM Marine Channels-54 Channel Transmit and 61 Receive-LED Readout Shows Operating Channel-Four Weather Channels for Continuous Area Forecasts Installed Complete With Mast Head Antenna (2 Year Warranty) .....	888.00
_____ I-28	VHF Masthead Antenna With Coaxial Cable Wired to Navigators Station .....	266.00
_____ I-29	Windex Masthead Wind Indicator .....	63.00
_____ I-30	Stereo System-AM & FM-Four Speakers & Tape Deck 8 Track _____ Cassette _____ .....	623.00
	P.V.C Cowl Ventilator With Dorade Box Includes S/S Screen and Closing Mechanism (Installed) Each .....	
_____ I-31	3" .....	130.00



I-32	4"	157.00
I-33	5"	246.00
I-34	Poleless Cruising Spinnaker (Radial Head) With Blocks, Sheets & Spinnaker Halyard Includes Quick and Easy Setting and Dowsing Sleeve and 2 #30 Lewmar Self-Tailing Winches with Lock-in Handle	3,292.00
I-35	Electric-Vertical Anchor Windlass (600 Lbs. Pull) for Handling Line or Chain-Capstan, Wildcat, Clutch, Chain Stripper and Foot Switch Above Deck-Motor and Gearbox Below Deck (Installed)	2,580.00
I-36	Electric-Vertical Anchor Windlass (1,000 Lbs. Pull) for Handling Line or Chain-Wildcat, Clutch, Chain Stripper and Foot Switch Above Deck-Motor and Gearbox Below Deck-Includes Chain Run Counter and Can Be Manually Operated	3,245.00
I-37	Anchor With 200' of 5/16" Chain (Anchor Locks Into Standard Bow Roller)	875.00
I-38	Auto Pilot-Benmar #21-S (Installed Complete)	3,495.00
I-39	Raytheon 2600 Pathfinder Radar-6 Inch Display Magnified to 8 Inches-24 Mile with 6 Range Scales (Installed)	6,290.00
I-40	Raytheon - Ray 350 Loudhailer and Horn-Projects Your Voice Over Long Distances, Also A Sensitive Across-The-Water Listening Device Fog Horn-Yelping Emergency Alarm (Installed)	757.00
I-41	2 KW Yanmar, Fresh Water Cooled, Diesel Generator Plant With Remote Starter and Water Lift Muffler (Can be Hand Started)	5,095.00
I-42	3 KW Yanmar, Fresh Water Cooled Diesel Generator Plant With Remote Starter and Water Lift Muffler (Can Be Hand Started)	5,821.00
I-43	4KW Yanmar, Fresh Water Cooled Diesel Generator Plant With Remote Starter and Water Lift Muffler (Can Be Hand Started)	6,591.00
I-44	5.5 KW Yanmar, Fresh Water Cooled Diesel Generator Plant With Remote Starter and Water Lift Muffler (Can Be Hand Started)	7,840.00
I-45	Sound Shield for Generator Sets With Durasonic Shroud, Includes Fan, Mounting Platform & Drip Pan	497.00
I-46	Honewell Redi-Line Generator (1600 Watts) 15 Amps. Converts Battery Power to Constant (60 Hz. 120 Volt AC) Completely Installed	1,599.00
I-47	Seafire Automatic Fire Extinguishing System for Engine Room - Halon 1301 System produces no Harmful Amounts of By-Products and no Residue	655.00
I-48	Princess, Marine Microwave Oven (Installed)	762.00
I-49	Marine Air Conditioning Reverse Cycle (Heating & Cooling) Installed	6,925.00
I-50	Teak Rubrail With Stainless Steel Striker	1,675.00
I-51	Teak Settee (Double Converti-Bed Sofa) with Storage Under and Behind Cushions	1,095.00
I-52	Solid Teak, Bulkhead Mounted Fold away Dining Table (30" x 60")	655.00
I-53	Bar Stool With Brass Trim	108.00
I-54	Upholstered Helmsman Seat With Fold Away Foot rest and Teak Beverage Cabinet Under	972.00
I-55	Shipping Cradle-Returnable (Made of Steel)	982.00

I-56	Safety Package Includes - 6 Life Jackets, 2 Fenders, 4 Dacron Dock Lines, 1 Danforth Type 40S Anchor, With 20' 3/8" Chain and 150' 7/16" Line, 3 Fire Extinguishers, 1 Bell, 3 Hand Held Signal Flares	671.00
I-57	Factory Commissioning in Newport Beach Includes - Freight From Factory to Water, Charges for Launching & Stepping Mast, Rigging and Tuning Mast, Bending on Sails, Doing an Operational Check on All Equipment, Clean-Up, Sea Trials & Delivery to Customer in Newport Beach, California	1,760.00

DEALER \_\_\_\_\_  
 (ADDRESS) \_\_\_\_\_ (PHONE) \_\_\_\_\_  
 SELLING PRICE \_\_\_\_\_ FREIGHT \_\_\_\_\_  
 TOTAL SELLING PRICE \_\_\_\_\_ DEPOSIT \_\_\_\_\_  
 BALANCE DUE C.O.D. \_\_\_\_\_  
 DEALER SIGNATURE \_\_\_\_\_

RETAIL CUSTOMER \_\_\_\_\_  
 (ADDRESS) \_\_\_\_\_ (PHONE) \_\_\_\_\_  
 SELLING PRICE \_\_\_\_\_ FREIGHT \_\_\_\_\_  
 TOTAL SELLING PRICE \_\_\_\_\_ DEPOSIT \_\_\_\_\_  
 BALANCE DUE C.O.D. \_\_\_\_\_  
 RETAIL CUSTOMER SIGNATURE \_\_\_\_\_

All prices and specifications are subject to change at any time including after receipt of Customer's order, until final delivery to the customer — drawings in this brochure may show optional equipment — All speeds indicated in this brochure are engineering estimates using favorable conditions and are therefore not guaranteed.