

1984 LANCER 45

MID COCKPIT CRUISING YACHT



1984 LANCER 45 MID COCKPIT CRUISING YACHT

The Lancer 45 Mid Cockpit Cruising Yacht is a development of the highly successful, Herb David designed, Lancer 44 which won the City of Newport Beach Perpetual Trophy for first in class, in the 1980 Newport to Ensenada, Mexico International Yacht Race, finishing ahead of more than 350 boats, on a boat for boat basis, ranging in sizes up to 90 feet.

This unique hull form offers outstanding performance under sail, when compared to other cruising types. The Lancer 45's long water line length, high sail area to displacement ratio, modern N.A.C.A. shaped keel, and a high stability factor (2225 lbs. of righting moment at 1° angle of heel) contribute greatly to her all around sailing performance. Speeds under power will be in the 8 to 12 M.P.H. range, up to about 40% faster than other cruising yachts.

Sail handling has been simplified to the point where you can handle all halyards, reef lines for both reefs, boom vang, boom topping lift, and main sheet from the cockpit, using custom designed line stoppers and a standard Lewmar #30 self-tailing winch. You'll never again have to leave the safety of the cockpit to reef the mainsail.

The cockpit is quite roomy and includes a pedestal steerer with engine controls, a 5" compass with binnacle and pedestal guard, a teak fold-up cockpit table and sliding cover cockpit lockers port and starboard.

The interior accommodation plan is also quite unique for a sailing yacht of this size — a large guest cabin is located forward. The cabin takes up the full width of the yacht and includes a double size berth, hanging locker, drawers and is adjacent to a head compartment with a separate shower stall.


A second and private guest cabin with a hanging locker and double berth with drawers under is also incorporated into the design.

The main salon includes two transom berths that convert to two doubles, a folding teak table, 2 bookcase alcoves with hull ports — so that you can see out when seated in the salon, a teak and holley sole and a full size sit down chart table.

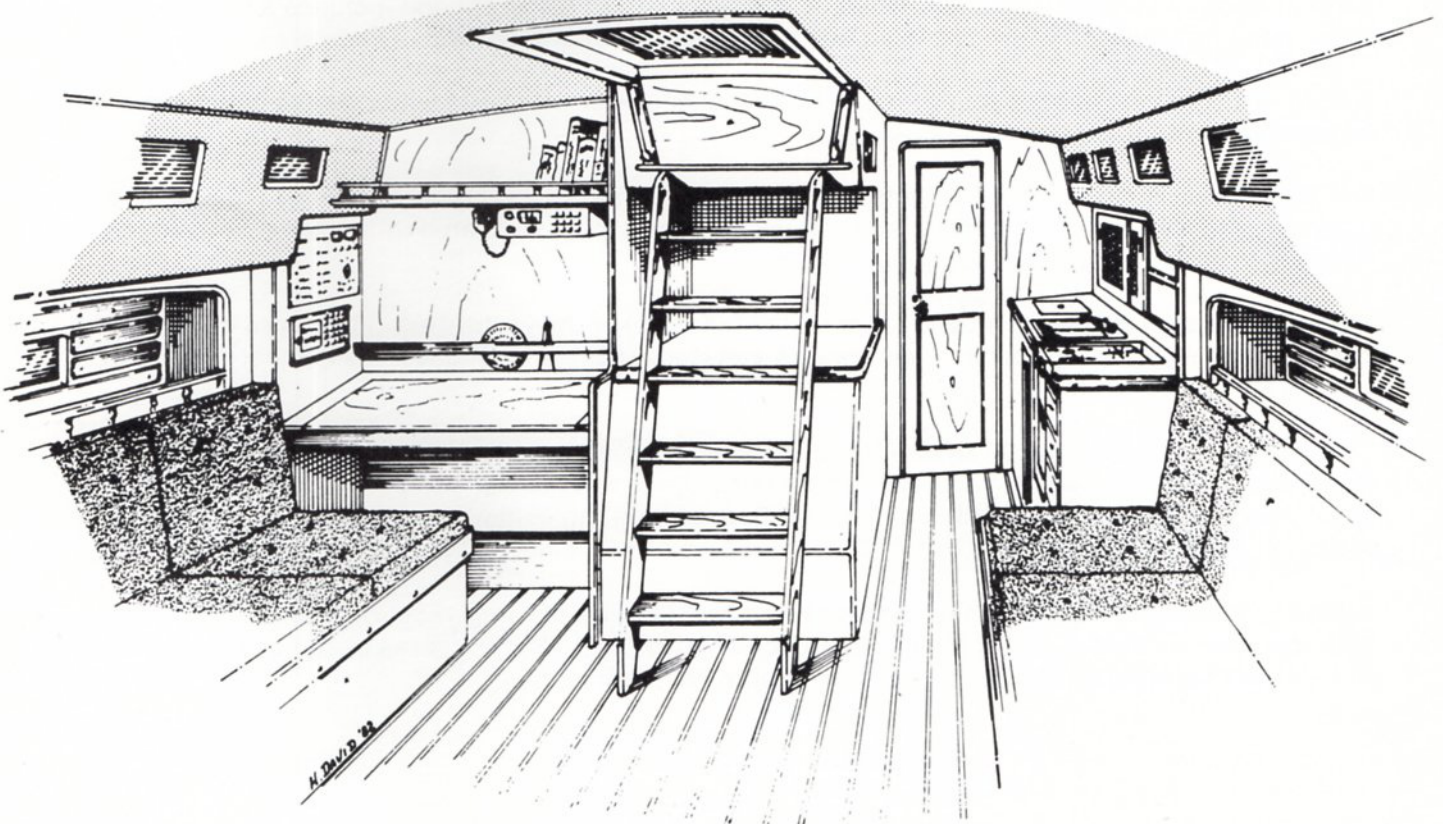
The owner's cabin is located aft and takes up the full width of the yacht. This cabin has a queen size berth, 2 hanging lockers, 8 cedar lined drawers and is adjacent to a second head compartment with a separate shower stall.

The galley is a delight. Over 25 square feet of counter space provide the room to prepare meals for a large crew for an extended voyage. An electric refrigerator with freezer compartment is standard as is a propane stainless steel gimballed stove with oven, hot and cold pressure water, a deep double stainless steel sink and a 5 plus cubic foot top load ice box that can be converted into a deep freeze.

All in all, the Lancer 45 Mid Cockpit should be an outstanding cruising yacht both under power and sail. Her race winning hull and the ability to power in the 8 to 12 M.P.H. area encompasses performance parameters that few, if any cruising yachts can match.



— SALON LOOKING FORWARD —



— SALON LOOKING AFT —



1984 LANCER 45 MID COCKPIT CRUISING YACHT STANDARD EQUIPMENT \$152,460.00

HULL

- Fiberglass, with hand laminated Woven Roving — Full Balsa Core Sandwich Construction.
- Standard Colors — White Hull — Red, White & Blue Boot Top — Blue Sheer Stripe

KEEL

- 7000 lbs. of Internal Ballast Bonded Securely in Place.

RUDDER

- Schedule 80 S/S Rudder Shaft with Integral Steel Backbone. Surrounded with High Density Foam — Fiberglass Covered.

DECK

- One Piece Fiberglass — Plywood and Balsa Core Reinforced.
- Molded Non-Skid Surfaces
- Large Self Draining Cockpit
- Sliding "Skylight Type" Main Hatch with Seahood
- Locking Forward & Aft Cabin
- "Skylight Type" Hatches with Screens
- Bow Roller for Anchor & Mooring Bit
- Foredeck Self Draining Anchor & Storage Locker

STANDING AND RUNNING RIGGING

- Aluminum Mast & Boom with Air Foil Spreaders
- Internal "Gib Hook Type" Tangs for Standing Rigging
- Stainless Steel Chain Plates and Stem Fitting
- S/S 1 x 19 Wire with Swedged Fittings Standing Rigging
- Prestretched Dacron Running Rigging with Spliced on Fittings
- Internal Main & Jib Halyards
- Ball Bearing Main Sheet Traveler
- Split Back Stay
- Baked White Polyester Coating on Mast & Boom
- A "Super Boom" with an Internal Outhaul and an Internal Reefing System for Two Sets of Reef Points
- S/S Boom Vang Bails on Boom & Base of Mast & Boom Vang Tackle
- All Halyards, Main Sheet, Boom Vang, Reefing Lines for Both Reefs, and Main Boom Topping Lift are Led Aft to a Custom 10 Gang Line Stopper and a Self-Tailing #30 Lewmar Winch with Handle

ELECTRICAL

- 4-12 Volt Marine Batteries with Perko Selector Switch to Isolate Batteries into Two Banks
- Interior Lighting (12 Volt)
- Deck Light Mounted on Mast
- 2 Electric Marine Heads & Holding Tank with an Electric Off Shore Pump Out System
- 110 Volt Electrical System — Includes 10 Duplex Outlets, 20 AMP Battery Charger, Marine Deck Connector and Circuit Breaker
- One Electric Bilge Pump with Automatic Feature
- International Navigation Lights
- Engine Room Lights
- Hot and Cold Pressure Water System

ENGINE

- Single Perkins 4-154-M Diesel Engine (62 H.P. @ 3000 RPM) (830 Lbs.) Approximate Maximum Speed - 8 M.P.H. with Feathering Propeller

TANKAGE (approximate)

- 3 Water Tanks Totaling 155 Gallons
- One 155 Gallon Fuel Tank (Below Water Line)

INTERIOR

- Owners Cabin — Queen Size Double Berth, with 5" Cushion, 2 Hanging Lockers with Cane Doors, 2 Night Stands with

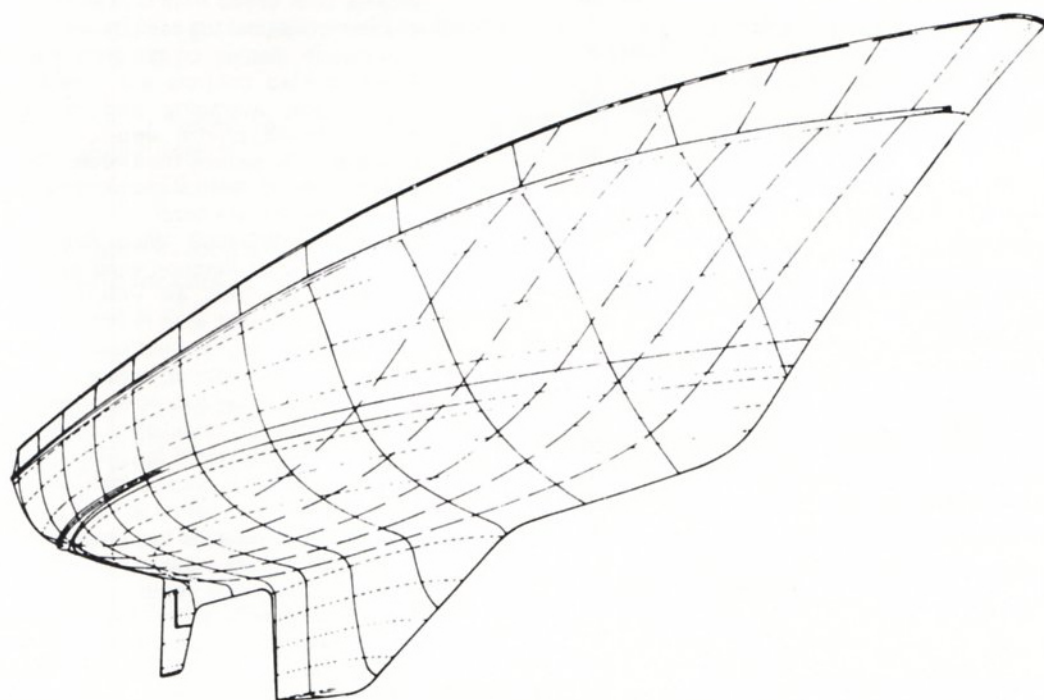

- Cedar Lined Drawers, Teak Ceilings (Hull Covering) Teak and Holley Sole, 2 Bookcase Alcoves, 4 Opening Ports with Screens — "Sky Light" Ventilating Hatch
- Guest Cabin-Double Berth with 5" Cushion, Hanging Locker with Cane Door, Drawers, 2 Opening Ports with Screens, Teak & Holley Sole
- Second Guest Cabin — Double Berth with 5" Cushion, Hanging Locker with Cane Door, Drawers, 2 Opening Ports with Screens, Teak and Holley Sole, Skylight Ventilating Hatch
- 2 Head Compartments — Opening Ports with Screens, Vanities with Mirrors, S/S Sinks and Drawers, Separate Stall Shower Compartments with Hot & Cold Water — Shower Drain Pumps and Seats
- Galley — Norcold 110 & 12 Volt Refrigerator with Freezer Compartment, S/S Gimballed Stove with Oven — Propane System with Two Aluminum Tanks and Solenoid Safety Shut Off System, Deep Double S/S Sink — Pressure Hot & Cold Water — Opening Ports with Screens — Sliding Storage Locker Drawers, Teak & Holley Sole — Top Load 5 Cubic Foot Ice Box with Electric Drain Pump.
- Main Salon — 2 Berths that Convert into Doubles, 2 Bookcase Alcoves with Hull Ports, Plush 5" Color Coordinated Cabin Cushions, Upholstered Back Rests with Storage Lockers Behind, Teak & Holley Sole, Drop Leaf Solid Teak Table Measuring About 4' x 5'
- Navigation Area — Full Size Sit Down Chart Table with Chart Storage Under, Electrical Panel and Electronics Shelf
- General — All Teak Interior, Beautifully Crafted — Cane Panel Cabinet Doors for Superior Ventilation, Upholstered Headliner, Aromatic Cedar Lined Drawers in Galley, Head Compartments, Guest Cabins and Owners Cabin, Teak & Holley Sole Throughout, 21 Opening Ports with Screens

EXTERIOR

- Exterior Wood Trim and Handrails of Oiled Teak
- 2 Bow, 2 Stern and 2 Amidships Mooring Cleats
- Full Length Anodized Aluminum Toerail
- Double Bow and Stern Pulpits and Double Life Lines with Gates Port and Starboard
- Flip Down Boarding & Swim Ladder on Swim Platform
- Inboard Genoa Tracks with Wide Sheave Blocks
- Pedestal Wheel Steering System with S/S Wheel, Danforth 5" Compass with Binnacle, Engine Controls, Pedestal Guard, and a Solid Teak Fold-Up Cockpit Table.
- Tinted Translucent Forward-Aft and Main Companionway Hatches
- Hasp on Main Hatch for Pad Lock
- Main Sail with 2 Sets of Reef Points — Fiberglass Battens — Leach Line, Cunningham-Draft Stripes and Windowed Tell Tails
- 120% Genoa with Windowed Tell Tails, Leach Line, Draft Stripes and Sail Bag
- 2 Cockpit Storage Lockers with Sliding Covers
- Flush Sliding Transparent Cover Over Cockpit Engine Instrument Panel
- Integral Fiberglass Swim Platform

DIMENSIONS

Length Overall Including Std. Swim Platform	44'-7"
Length Water Line	37'-3"
Beam	13'-9"
Draft-Standard Keel	6'-0"
Draft-Shoal Draft Keel	4'-11"
Displacement	24,000 lbs.
Ballast	7,000 lbs.
Bridge Clearance	60'-0"
Designer	Herb David



For Additional Kenyon Instruments Available See Kenyon Catalog at Your Lancer Dealer. Add \$140.00 Each to List Price for Installation.

_____ L-36	Raytheon — Ray 53, 25 Watt VHF/FM Marine Radio Telephone — Solid State Circuitry, Fully Synthesized — all U.S. VHF/FM Marine Channels — 54 Channel Transmit and 61 Receive — LED Readout Shows Operating Channel — Four Weather Channels for Continuous Area Forecasts. Installed Complete With Mast Head Antenna.	888.00	_____ L-56	Roller Furling System With 150% Genoa and Sail Cover to Replace Standard 120% Genoa.....	2,814.00
_____ L-37	VHF Masthead Antenna With Coaxial Cable	266.00	_____ L-57	Roller Furling Mainsail System With Mainsail and Sail Cover to Replace Standard Mainsail	2,471.00
_____ L-38	Windex Masthead Wind Indicator.....	63.00	_____ L-58	Tri-Radial Spinnaker Sail (3/4 Oz.)	2,325.00
_____ L-39	Stereo System — AM/FM — Four Speakers & Tape Deck _____ Cassette _____ 8 Track	623.00	_____ L-59	Spinnaker Gear Includes: Internal Spinnaker Halyard — Internal Pole Lift — Spinnaker Pole With Deck Chocks — Mast Track and Car-Fore Guy-After Guy-Sheet — 2 Rubber Shell Snatch Blocks	2,393.00
_____ L-40	Backstay Adjuster Kit for Split Backstay — Includes 2 Wire Sheave Blocks, S/S Triangular Ring and 4 Part Tackle With Cam Cleat and Snap Shackles	491.00	_____ L-60	Poleless Cruising Spinnaker (Radial Head) With Rubber Shell Snatch Block, Sheet, Tack Line & Spinnaker Halyard, Includes Quick and Easy Setting & Dowsing Sleeve .	3,292.00
P.V.C. Cowl Ventilators With Dorade Box Includes S/S Screen and Closing Mechanism (Installed) Each			_____ L-61	Reaching Strut With Deck Chocks	249.00
_____ L-41	3"	130.00	_____ L-62	Wisker Pole (Forespar Telescoping Type — 12' to 22') With Deck Chocks and Mast Pad Eye	495.00
_____ L-42	4"	157.00	_____ L-63	Shipping Cradle — Returnable (Made of Steel)	1,084.00
_____ L-43	5"	246.00	_____ L-64	Safety Package Includes: 6 Life Jackets, 2 Fenders, 4 Dacron Dock Lines, 1 Danforth Type 40S Anchor, With 20' 3/8" Chain and 200' 1/2" Line, 3 Fire Extinguishers, 3 Hand Held Flares, 1 Bell and Horn	671.00
_____ L-44	Electric-Vertical Anchor Windlass (600 Lbs. Pull) For Handling Line or Chain-Capstan, Wildcat, Clutch, Chain Stripper and Foot Switch Above Deck-Motor and Gearbox Below Deck (Installed)	2,580.00	_____ L-65	Factory Commissioning in Newport Beach, California Includes: Freight from Factory to Water, Charges for Launching & Stepping Mast, Rigging & Tuning Mast, Bending on Sails, Doing an Operational Check on All Equipment, Clean-Up, Sea Trials and Delivery to Customer in Newport Beach, California	1,870.00
_____ L-45	Electric-Vertical Anchor Windlass (1,000 Lbs. Pull) For Handling Line or Chain-Wildcat, Clutch, Chain Stripper and Foot Switch Above Deck — Motor and Gearbox Below Deck — Includes Chain Run Counter and Can Be Manually Operated.....	3,245.00			
_____ L-46	Anchor With 250' of 5/16" Chain, Anchor Locks Into Standard Bow Roller	1,045.00			
_____ L-47	Auto Pilot-Benmar #21-S (Installed Complete)	3,495.00			
_____ L-48	2 KW Yanmar, Fresh Water Cooled, Diesel Generator Plant With Remote Starter and Water Lift Muffler (Can Be Hand Started) ..	5,095.00			
_____ L-49	Sound Shield for Generator Set With Durasonic Shroud, Includes Fan, Mounting Platform and Drip Pan	497.00			
_____ L-50	Honeywell Redi-Line Generator (1600 Watts) 15 Amps. (Converts Battery Power to Constant 60 Hz 120 Volt AC) Completely Installed	1,599.00			
_____ L-51	Princess, Marine Microwave Oven (Installed)	762.00			
_____ L-52	Marine Air Conditioning Reverse Cycle (Heating & Cooling) Installed.....	6,925.00			
_____ L-53	Teak Rubrail With Stainless Steel Striker ..	1,750.00			
_____ L-54	Seafire Automatic Fire Extinguishing System for Engine Room — Halon 1301 System Produces No Harmful Amounts of By-Products and No Residue.....	655.00			
_____ L-55	150% Genoa	1,850.00			

DEALER _____

(ADDRESS) _____ (PHONE) _____

SELLING PRICE _____ FREIGHT _____

TOTAL SELLING PRICE _____ DEPOSIT _____

BALANCE DUE C.O.D. _____

DEALER SIGNATURE _____

RETAIL CUSTOMER _____

(ADDRESS) _____ (PHONE) _____

SELLING PRICE _____ FREIGHT _____

TOTAL SELLING PRICE _____ DEPOSIT _____

BALANCE DUE C.O.D. _____

RETAIL CUSTOMER SIGNATURE _____

All prices and specifications are subject to change at any time including after receipt of Customer's order, until final delivery to the customer — drawings in this brochure may show optional equipment — All speeds indicated in this brochure are engineering estimates using favorable conditions and are therefore not guaranteed.