



Seabreeze 16

Affordable Compact Cruiser/Racer

Ideal for daysailing and racing, Luger's *Seabreeze 16* is great for overnighting and extended cruising, too.

The *Seabreeze* has a feel of a much larger yacht, she's safe, stable and easily single-handed — whether you're a novice or an experienced sailor. She rides on her bottom so she's dry in choppy seas and her semi-planing hull delivers top performance for many years of sailing excitement. You'll find your *Seabreeze* to be as much fun (or maybe even more) than a much larger, more expensive craft.

Trailer-sailing of the *Seabreeze* is especially convenient and the *Seabreeze* has roller reefing of mainsail as standard equipment. Her lightweight aluminum mast (just 25 lbs.) is easily raised/lowered by one person. Only the forestay is disconnected when lowering/raising the mast and no tools are required. The hinged mast base fitting on cabin top holds the mast securely at all times.

Seabreeze's ballasted swing keel rides up and over underwater obstructions and retracts almost completely within the hull for beaching and trailering. When sailing, the swing keel can be positioned at any setting — from full up to full down thus allowing you to adjust the trim of your craft. *Seabreeze's* rudder is instantly removable (no tools needed) for beaching or trailering. Or, if you prefer, you can assemble the rudder to "tip-up" — completion manual has all details for this simple modification. *Seabreeze* sails safely in the shallowest water.

If you have average do-it-yourself skills, a set of common household hand tools and a weekend or so of spare time, that's all it takes to professionally complete your *Seabreeze*. No previous boatbuilding or boat assembly experience is required. The *Seabreeze* completion manual is written in straight forward, non-technical language with all illustrations as easily understood, pictorial line drawings (no blueprint reading involved). The "Luger Concept" of boat completion has resulted from 30 years of concentration by Luger on a single objective — that of producing top quality boats in easy-for-anyone-to-complete form. The result — you save about half the cost of a factory finished boat and enjoy the pride and satisfaction of creating a useful and beautiful craft besides.

Like all Luger boats, the *Seabreeze* is manufactured using the same handcrafted layup methods and the same materials used by all manufacturers of high quality factory finished boats. Your completed *Seabreeze* will be strong and safe. Chain plates, stemhead fitting, trailer towing eye, cleats, deck hardware and other fittings are all thru-bolted just like all quality built boats. *Seabreeze's* cabin top is rigidly reinforced to support "top-side" sailors and her low maintenance, all fiberglass construction takes lots of abuse and lasts indefinitely.

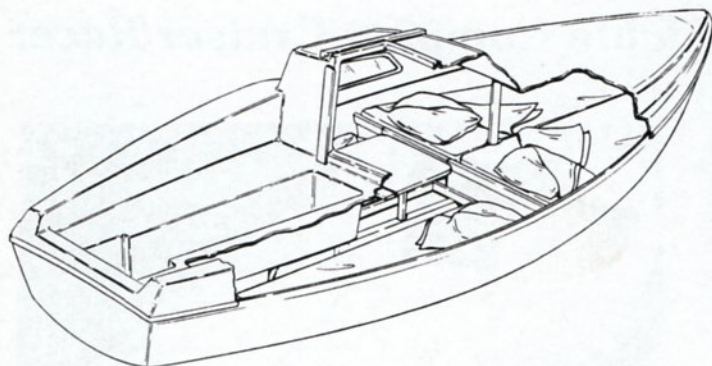


Seabreeze's cockpit has comfortable stretch-out room for 4-6 adults, is self-bailing and has a special built-in area near the stern to accommodate standard 6-gallon outboard fuel tank or a portable cooler/ice chest. Chair-height cockpit seats have form fitting backrests and, like the cockpit footwell, the side decks, foredeck and cabin top, all have molded-in, non-skid surfaces for sure footing whether wet or dry. All lines for handling main and jib sails and swing keel are led to the cockpit so it's never necessary to go forward when single-handed sailing.



For Additional Information — Answers To Questions About Any Luger Model — Write/Call Luger Headquarters

Seabreeze 16



Live-aboard *Seabreeze* accommodations are compact, yet large enough to accommodate up to 4 persons. Full length (6'6") forward V-berth sleeps 2 and there is space under the V-berth for a portable toilet and an ice chest/cooler.

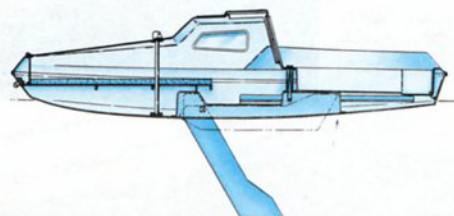
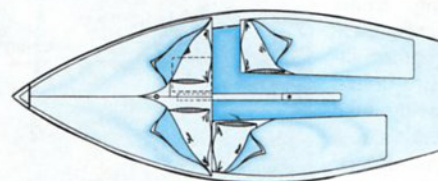
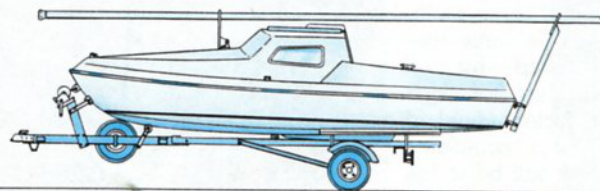
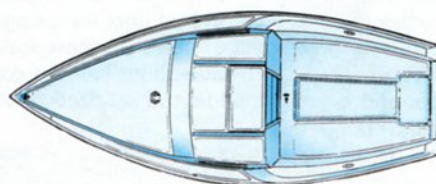
The optional 6'4" quarterberths on each side of the cabin sleep 2 more with full (37") sitting headroom above the quarterberths. And there's an optional folding drop leaf table between the quarterberths. *Seabreeze's* compact cabin has storage for cooking/eating utensils, bedding, cooking stove, ice chest, provisions and other gear . . . everything for overnight and extended cruising.



Seabreeze stability is the natural result of her wide beam and the inherent stability of her hull design. A 165 lb. teenager heels the *Seabreeze* only a very few degrees.



Compact, lightweight *Seabreeze* tows easily at highway speeds — to near or distant cruising grounds — with compact and sub-compact cars.



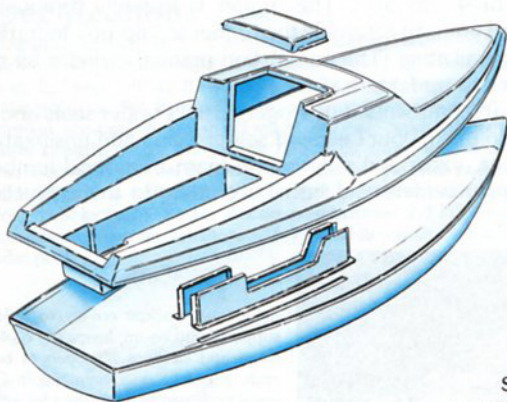
Seabreeze 16

The *Seabreeze* is available as a 'Basic' kit. This gives you the interior completion options of: (1) design and install your own interior, (2) duplicate the Luger interior from plans and patterns we provide (using materials you purchase locally) or (3) purchase optional *Seabreeze* Interior Kit No. 1671, described at right.

Seabreeze 16 'Basic' Model No. 1671. Includes: 1-piece, factory molded, fiberglass hull; 1-piece, factory molded, fiberglass deck/cabin/cockpit unit; molded fiberglass hatch; trailer towing eye; a complete set of drawings, dimensions and full size patterns for standard *Seabreeze* interior accommodations together with instructions for obtaining materials and making all wood interior parts - plus a complete set of assembly instructions for completion of the entire boat.

Specifications

Length: Gunwale, 16'11"; Centerline, 16'1½"; Waterline, 15'2". **Beam:** (Width) 76". **Draft:** Keel up, rudder off (or tilted), 10"; Rudder only, 19"; Keel full down, 50". **Sail Area:** 95 sq. ft. main; 45 sq. ft. jib - Total, 140. **Weight:** Ready to sail, 700 lbs. **Ballast:** 100 lbs. - installed in swing keel during completion using inexpensive, locally obtained scrap lead (from scrap metal dealers, used automotive wheel balancing weights, etc.). **Headroom:** Cockpit seats to boom, 45"; Inside cabin, max. 44". **Bridge Clearance:** 21'10". **Mast and Boom:** Extruded, anodized aluminum - will retain "like new" lustre indefinitely. Mast has hinged base for easy raising/lowering and boom has roller reefing. **Mast Length:** 20'2". **Boom Length:** 10'. **Standing Rigging:** 1 x 19 shrouds, forestay come with tangs, thimbles, tensioning hardware factory assembled. **Completion Time:** 30-35 hours. **Color:** White hull and deck. **Hardware:** Rigging, pulleys, cleats, fasteners (bolts, screws, etc.), bow eye, etc. stainless steel or anodized aluminum. **Thickness of Fiberglass Sections:** Approx. 3/16" to 3/8" (to 1" at reinforcement locations). **Power:** Outboard on optional Luger mount - either short (15") or long (20"). 2-4 HP for docking, moderate wind, current conditions; 5-7 HP for speeds to 7 mph. **Flotation:** If desired, install inside hull under V-berth, quarterberth, cockpit seats to make *Seabreeze* self-rescuing/unsinkable. Instructions have all information on what to use, installation, etc. (inexpensive expanded polystyrene foam sold at lumberyard/building supply centers for insulation, floating docks, packaging, etc.)



Seabreeze unitized deck/cabin/cockpit, hull, hatch and swing keel are factory molded in 1-piece. Surfaces are beautifully contoured, smooth, highly polished with colors molded-in and are ready for final assembly without additional finishing work of any kind.

Optional Equipment For Seabreeze

None of the items listed below are included in *Seabreeze* model No. 1671. If desired, order the following items separately.

No. 1672 Seabreeze 'Interior' Kit. Includes factory precut, preformed wooden parts to complete entire *Seabreeze* cabin interior; laminated wood core for swing keel; hull reinforcing; all hardware, fasteners and fiberglass bonding materials needed to install entire cabin interior. Also includes deck hardware and many other items. Completes the *Seabreeze* as pictured excepting for those items listed as "optional equipment".

No. 1673 Rudder Assembly. Includes all wooden parts (tiller and rudder) plus all metal parts for rudder and its installation (stainless steel tiller straps, gudgeons, pintles, bolts, nuts, washers).

No. 1675 Trim Molding. Includes polished, anodized aluminum molding for rub rails with stainless steel screws and decorative, plastic trim molding for cabin hatch/hatchway opening.

No. 1674 Standing Rigging. Includes anodized aluminum mast and boom, stainless steel chain plates, fasteners, shrouds and stays with hardware; hardware for running rigging (cam cleats, etc.) - the complete standing rigging system - everything "from the deck up".

No. 20357 Main and Working Jib Sail Set. Includes 95 sq. ft. main, 45 sq. ft. jib, both 4 oz. dacron as illustrated. Set includes battens for mainsail, sail bag and main and jib sheet line. This sail set is all that's required for normal sailing.

No. 1224 Running Lights. Includes 2 stainless steel running lights, 12 pt. stern light, 20 pt. forward light, wire, switch, disconnect and instructions. This 12-volt system meets U.S. and international rules.

Outboard Motor Mount. For motors up to 7½ HP. Solid oak construction - includes stainless steel mounting bolts, instructions. **No. 1637** for short (15") shaft motor; **No. 1638** for long (20") shaft motor.

No. 1427 Genoa Jib Sail. 73 sq. ft., 3.25 oz. dacron with nylon hanks for forestay attachment. Includes sail bag, sheet lines - ready to use. (Use in place of working jib for more speed in light winds.)

No. 1685 Bow Pulpit. Polished, anodized aluminum tubing with all accessory fittings, hardware and mounting bolts included.

No. 1676 Cabin Interior Light. Includes 1 fixture with individual switch and 12-volt bulbs.

No. 1677 Cabin Windows. Set of 2 includes clear plexiglass windows with factory installed frames, watertight gasket and mounting fasteners. (Note: *Seabreeze* comes to you with window openings not cut out. Window openings easily cut with sabre saw.)

No. 1679 Quarterberth Kit. Includes all precut wood parts, fasteners and bonding materials to install 2 quarterberths under cockpit - increases sleeping accommodations to 4.

Seabreeze Trailer

Trailer-sailing your *Seabreeze* is easy with this special Luger *Seabreeze* trailer - even with sub-compact cars. Trailer-sailing saves marina and dockage fees, too.

Trailer has tilting tongue, coil springs, hydraulic shocks, rubber rollers and comes to you with tires mounted and inflated. Springs, axle, hubs and bearings are fully assembled, lubricated and ready for final assembly to trailer frame. Using ordinary hand wrenches, assembly requires 1-2 hours. Trailer includes tail/stop lights/turn signals, clearance lights, reflectors (complies with U.S.D.O.T. standards), 3:1 winch, safety chains and trailer/tow vehicle electrical connector. Length, 16'8"; Width, 62"; Weight, 220 lbs.; Track width, 56"; Tires 4.80 x 8, Load range B (4-ply); Fits 1½" trailer ball. Blue frame and yellow fenders in baked-on enamel.

No. 1680 Seabreeze Trailer. Complete as pictured and described above. Shipped in semi-assembled form and ready for the road in 1-2 hours assembly time.

No. 1449 Spare Tire and Wheel for Trailer. Mounted, inflated and includes a mounting bracket.

For Additional Information — Answers To Questions About The Seabreeze — Write/Call Luger Headquarters.

