


nacra

Catamaran of The Future



5.0 5.2 5.5 SL 5.8


5.0



The 5.0 delivers high performance with the simplicity of a daysailer. NACRA's innovative boomless sail-plan and boardless symmetrical hull shape allow fast tacking, smooth sailing and effortless beaching.


SPECIFICATIONS

L.O.A.: 16 ft. 8 in.
BEAM: 8 feet
WEIGHT: Approx. 300 lbs.
SAIL AREA: 208 square feet
DRAFT: Rudder up 9"
Rudder down 27"



5.5 SL

The 5.5 SL is a longer, wider, and faster 5.2 and was designed for racing crews of average weight (260 to 320 pounds). Providing unique features such as a boomless main and with adjustable clew traveler and the exclusive bridle foils, the Nacra 5.5 SL is the new standard by which racing catamarans will be judged.



SPECIFICATIONS

LENGTH: 18 ft.
WIDTH: 8 ft. 6 in.
SAIL AREA: 241 square feet
DRAFT: Rudder up 5"
Rudder down 34"



5.2

Proven successful in International One Design and Open Class Competition, the 5.2 leads the fleet. The well balanced sailplan and hulls with daggerboards have been thoroughly tested to make the 5.2 the ultimate in high performance.



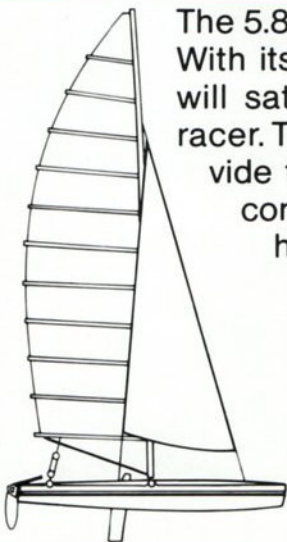
@ I = 21.25 ft
@ J = 5.5 ft

SPECIFICATIONS

L.O.A: 17 feet
BEAM: 8 feet
WEIGHT: Approx. 340 lbs.
SAIL AREA: 220 square feet
DRAFT: Board up 4"
Board down 34"



5.8



The 5.8 is the ultimate catamaran. With its boomless design, the 5.8 will satisfy the most demanding racer. These features will also provide the recreational sailor with control and confidence during high speed reaches and lazy afternoon cruises.

SPECIFICATIONS

L.O.A: 19 feet
BEAM: 8 feet
WEIGHT: Approx. 390 lbs.
SAIL AREA: 241 square feet
DRAFT: Board up 5"
Board down 38"



DESIGN: *Round Bottomed Symmetrical Hulls* - All NACRAs float on top of the water making them more maneuverable, dry and stable. Speed potential is greater because of a low wetted surface area.

Large Hull Volume - all NACRAs have the capability of carrying more crew weight without sacrificing performance.

Full Bows and Sterns - fore and aft stability prevents the boat from Hobby-horsing in choppy conditions. This "smooth-ride" results in constant airflow over the sails for better overall performance.

Non-Skid Decks - our standard colored non-skid decks provide safety when standing or sitting.

Efficiently Engineered Rigs - high aspect sail plans provide speed in light and moderate winds but minimize overpowering in strong winds.

Boomless Designs - high tech sail research has allowed elimination of the boom without sacrificing performance and increasing safety while racing or daysailing.

Round Cross Members - greater stiffness results because cross members have strength in all directions.

Mast Spreader Systems - the mast is strengthened geometrically, allowing the extrusion to be lighter for easier raising and lowering.

Components - all specialized NACRA components are designed and manufactured to strict specifications.

CONSTRUCTION: *Split Molded Hulls* - this eliminates the uncomfortable hull to deck seam and allows hulls to have a tear-drop shape creating maximum buoyancy down low.

Internal Bonding - each NACRA hull is hand fiberglassed internally along the center line seam to insure the strongest possible bond.

Hull Structure - the hulls are light, stiff and are reinforced with bulkhead in key stress areas. Hulls are completely hand laminated.

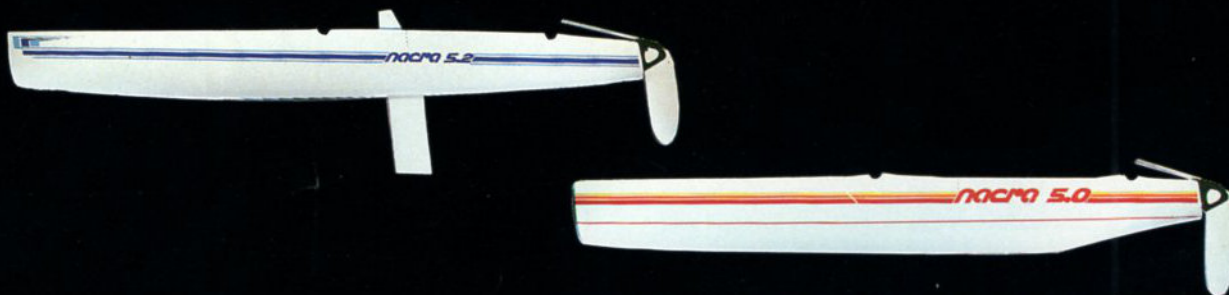
Rudders and Daggerboards - hand laminated fiberglass with reinforcement to reduce flexing and breakage.

White Gel Coat - retains shine and color longer and is easy to match when making minor repairs or filling scratches.

Corrosion Protection - aluminum castings are drilled prior to anodization to inhibit corrosion. All extrusions are anodized to military specifications.

Quality Testing - all aluminum components are tested for strength, hardness and quality of anodization before assembly.

DAGGERBOARD DESIGN - Adjusting the depth of the daggerboard allows the ability to fine tune the overall boat balance to the varying conditions. The high lift-to-drag ratio daggerboards provide superior upwind performance, yet allows the hulls to pivot effortlessly for blazing tacking speed.



LOW ASPECT RATIO KEEL - NACRA offers a low aspect ratio keel hull design that is responsive yet remarkably easy to sail. It incorporates the daggerboard principle into an easy to sail off the beach design with incredible upwind and tacking speed.

HARDWARE: *Harken Blocks* - standard on all models and the number one choice of sailors worldwide.

Harken Ball Bearing Traveler - runs freely under high load while sailing, allowing it to be adjusted at any time without hesitation or effort.

Black Mesh Trampoline - a polypropylene cloth with ultra violet resistance. Water that splashes up on the trampoline immediately drains through. When flying a hull, the wind passes through the trampoline for greater stability. Even when wet the trampoline has excellent non-skid properties without being abrasive.

Kick-Up Rudders - a simple pivoting cleat that gives you the ability to raise the rudder when beaching or racing. It will also release the rudder upon impact in shallow water. This is accomplished without cams, springs or pulleys that require constant maintenance.

Captive Ball Mast Step - a simple secure system for raising and lowering the mast.

CLASS ACTIVITIES: *International NACRA Class Association* - a worldwide network of fleets joins novice and experienced sailors, friends and families together for exciting competition, week-end camping and performance tuning clinics.

Competition - one design racing is available at the local fleet level for all NACRA owners. Through qualification races, one may compete in national events worldwide.

nacra

Performance Catamarans, Inc.

1810 E. BORCHARD AVENUE, SANTA ANA, CALIFORNIA 92705 • (714) 835-6416 • FAX (714) 541-6643

SMALL CRAFT ADVISORIES
245 Marine Drive
Long Beach, CA 90803
(213) 594-8749