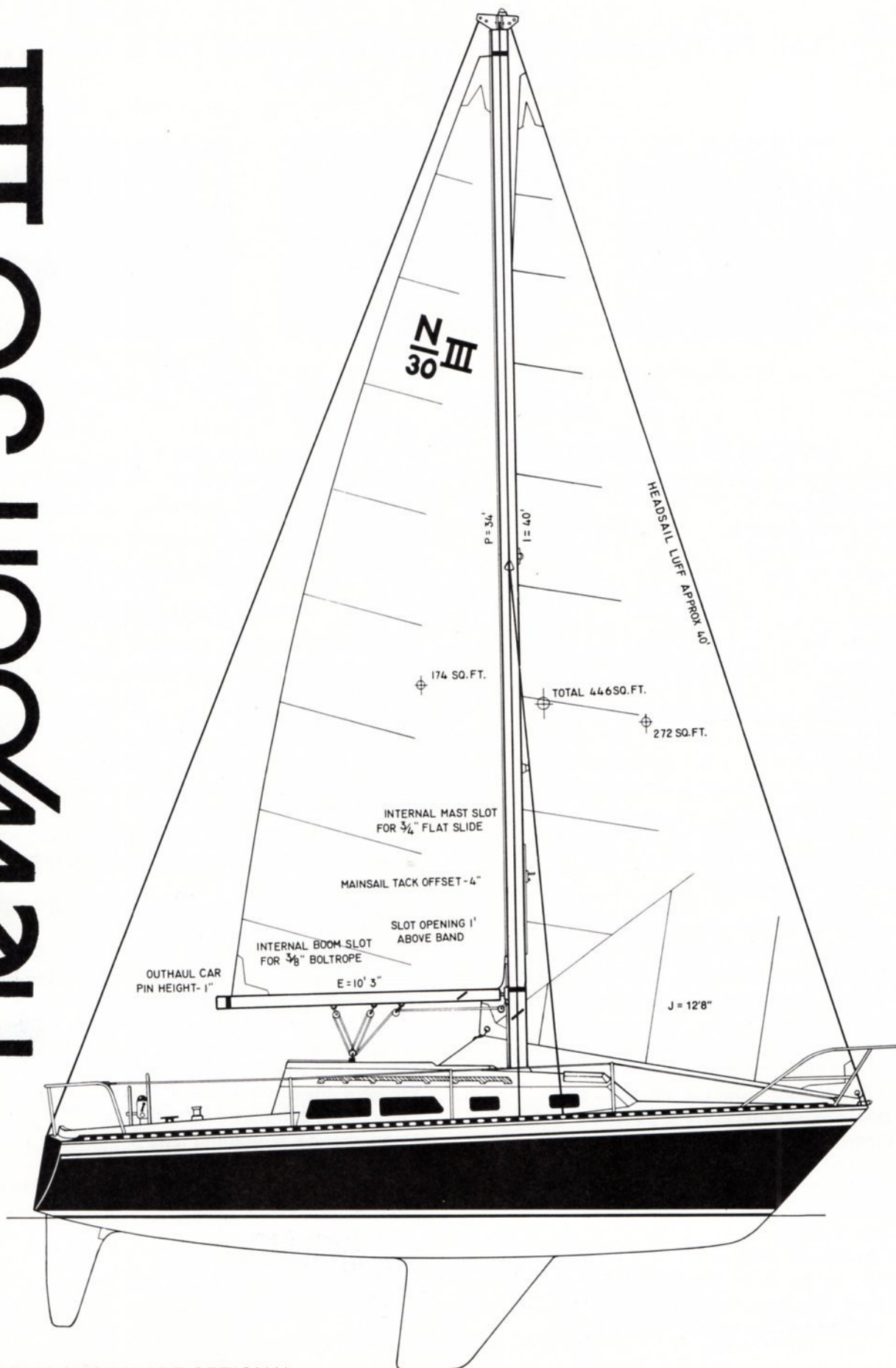


newport 30 III



SOME ITEMS SHOWN ARE OPTIONAL

MK III Knowing what you are paying for is important!



LOA 30'6"
LWL Approx. 26'6"
BEAM 10'8"

DRAFT 5'2"
SHOAL DRAFT 4'0"
DISP. approx. 8500 lbs.

SAIL AREA 446 sq. ft.
HEADROOM 6'4"

STANDARD EQUIPMENT LIST

2 primary winches (two speed geared)
Jib halyard winch
Main halyard winch
Main sheet winch
2 winch handles
Mid boom heavy duty mainsheet w/traveler
Single reef set-up on boom
Deluxe tiller (wood)
Stainless steel rudder post
Bow roller
Molded in forepeak chainlocker
Bow pulpit with mid rail
Split stern pulpit w/transom ladder
Lifelines and stanchions, double w/gates
2 pelican hooks
Mast with airfoil spreaders and topping lift
Special boom with internal outhaul
Double lower shrouds
Split backstay
3 cyl. diesel engine approx 20 hp
w/fresh water cooling
S/S Mast step collar plate for blocks and halyards
Anodized engine panel w/tack, gauges and
safety buzzer
Whale manual bilge pump w/valve to ice box
Forward hatch recessed
Choice of color boot top and cove stripe
4 opening forward ports (2 port - 2 stbd.)
Inboard genoa tracks w/blocks P. & S.
Fuel tank, Aprox. 30 gal.
Water tank, Aprox. 70 gal.
13" sailing prop with zinc collar
2 teak handrails
Teak exterior trim
Large sail locker in the cockpit
Hull to deck joint bonded & bolted
w/anodized toe rails

Owner's manual & safety tool box
Anodized interior instrument panel w/P & S molded
instrument boxes
Masthead light
Navigational lights
Bronze thru hulls w/anti corrosive valves

STANDARD INTERIOR

Soft padded overhead headliner
Sleeps 6 in large berths (1 single, 2 double and
a large quarter berth)
Overstuffed designer cushions - (choice of color)
Dinette table which stores on blkhd.
Aft galley serving island w/turned post
Teak cabinets and drawers
Sea rail trim throughout boat
Three burner gimbaled alcohol stove with oven
Double s/s sink in galley w/foot water pump
Ice box with grate
Body formed Nav. seat w/slide away chart table,
map drawer and chart light
Drawers under Nav. seat.
Dual safety main switch
Decorator lighting throughout interior
12 volt battery (100 amp.) 3 extra compartments
Hanging locker with drawers
Storage under berths
Forward chainlocker
Large head compartment with sink
Head, marine, w/holding tank
Head door with mirror
Vanity storage outboard of sink w/storage below
Cold water shower, manual w/foot pump
Teak shower grate
Teak V-berth door
Center hatch in main cabin
Sea hood for main slide hatch

SOME ITEMS SHOWN ARE OPTIONAL



CAPITAL YACHTS, INC.
NEWPORT • NEPTUNE • GULF
25914 PRESIDENT AVENUE
HARBOR CITY, CALIF. 90710
(213) 530-1311 FAX (213) 325-6328

NEWPORT 30-MK III

designed by Capital

N	N	N	N	N	N
27-MK III	28-II	30-MK III	31	33	41-MK II

PRICE LIST & ORDER FORM

_____ STANDARD DRAFT MODEL, 5'2"

_____ SHOAL DRAFT WING, 4'0" \$400.00

_____ SHOAL DRAFT MODEL, 4'0" \$400.00 _____ BASE BOAT

HULL COLOR _____ DECK _____ SHEER STRIPE _____

TWO TONE Choice (Camel Brown) _____ (Smoke White) _____ BOOT TOP _____

INTERIOR CUSHIONS - FABRIC _____ COLOR _____

F- 1	Battery - Extra	175.00	F-27	Propane Stove, stainless steel w/one tank, regulator & elec. solenoid switch. (exch.)	895.00
F- 2	Bilge Pump - Electric (automatic)	150.00	F-28	Natural Gas Stove w/One Tank S/S (exch.)	895.00
F- 3	Black Anodized Tapered Mast w/Boom. With Internals Lead Aft to Sheet Stoppers P & S. Exch.	895.00	F-29	Main w/Reef	925.00
F- 4	Boom Vang	195.00	F-30	Lapper	875.00
F- 5	Bottom Paint RED _____ BLUE _____ (as is)	600.00	F-31	150% Genoa	1050.00
F- 6	Cabin Color Exterior (other than white)	65.00	F-32	140% Genoa Roller Furling	1150.00
F- 7	Cabinet over island w/leaded glass doors	395.00	F-33	Roller Furling System	1295.00
F- 8	Carpeting - Shag COLOR	195.00		w/blocks and line	
F- 9	Coaming Compartments	80.00	F-34	Refrigeration AC-DC Norcold	950.00
F-10	Combo Bow & Deck Lights on mast	105.00	F-35	Safety Pack - Ground Tackle & Gear etc.	520.00
F-11	Cockpit Cushions 3" Vinyl	250.00	F-36	Sail Cover Color	175.00
	COLOR _____		F-37	Pedestal Cover to Match	95.00
F-12	Cowl Vent 4" Diameter	55.00	F-38	Salt Water Pump in Galley	75.00
F-13	Curtains: (main cabin only) to match	160.00	F-39	Sheet Stoppers (double) P & S	195.00
F-14	Diesel Exch., 3 cyl. Approx 25 hp	600.00	F-40	Shoal Draft Keel	395.00
F-15	Diesel Ex. 4 cyl. Mini 30 H.P.	995.00	F-41	Shipping Cradle	550.00
F-16	Dinnette Bulkhead Cabinet	295.00	F-42	Shorepower System (w/5 outlets)	295.00
F-17	Dbl. Ended mainsheet boom - (exch)	150.00	F-43	Spinnaker Gear Package w. pole	695.00
F-18	Handrails Ext. S/S P & S (exch)	100.00	F-44	Spinnaker Gear - Partial	125.00
F-19	Head hatch - lift up	175.00		(Track on mast w/car, topping lift bail, spinnaker bail)	
F-20	Hull Color (other than white) (as is)	600.00	F-45	Teak Facing over dinette w/leaded glass doors ...	250.00
F-21	Knotmeter/Depth Sounder Combo, Signet	895.00	F-46	Teak and Holly Sole	695.00
F-22	Plastic Smoked Midhatch (exch.)	100.00	F-47	Teak Facing over Settee w/arches	150.00
F-23	Martec Prop (diesel) folds aft (exch.)	350.00	F-48	Two Tone Deck	200.00
F-24	Pedestal Steering w/Compass & Brake	1,395.00	F-49	Winch 30A self tailing 2-speed (exch.)	ea. 175.00
F-25	Pedestal Table & Drink Holder	195.00	F-50	Winch 40A self tailing 2-speed (exch.)	ea. 275.00
F-26	Pressure Fresh Water System	895.00	F-51	Winch 16A self tailing 1-speed main sheet (exch.)	ea. 255.00
	Hot and Cold w/Shower & Elec. Bilge Pump.			Freight & Commissioning	

SPECIAL INSTRUCTIONS: _____

DEALER _____ ADDRESS _____

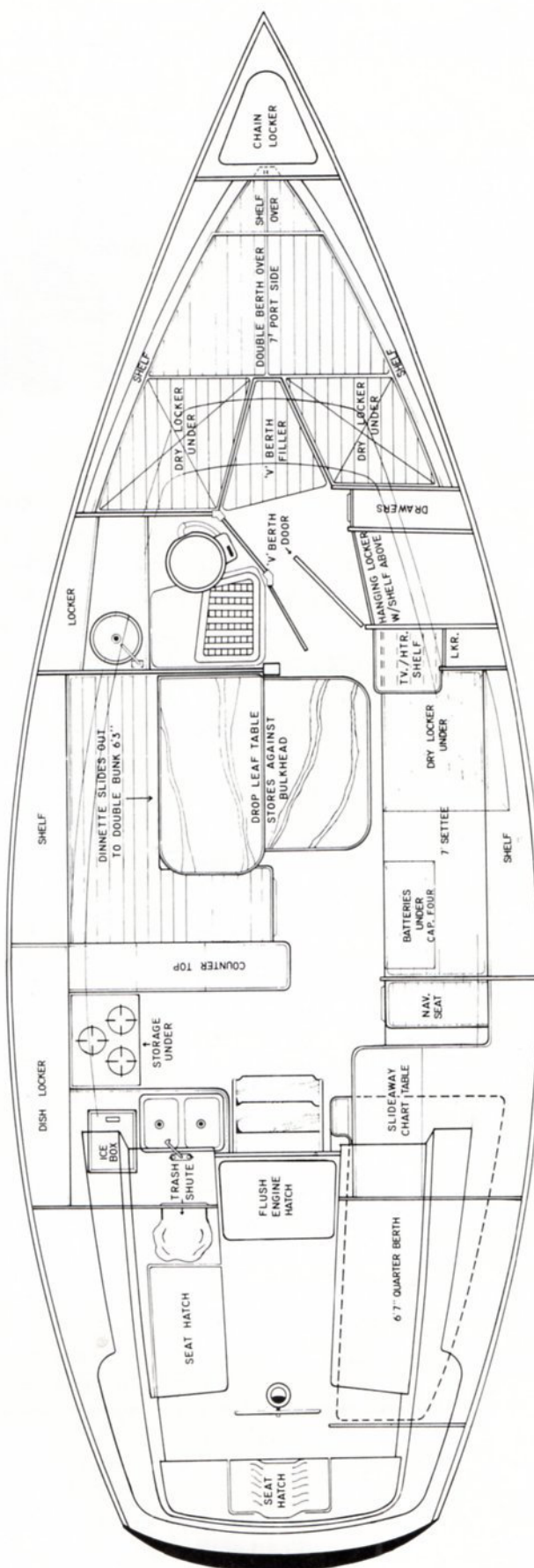
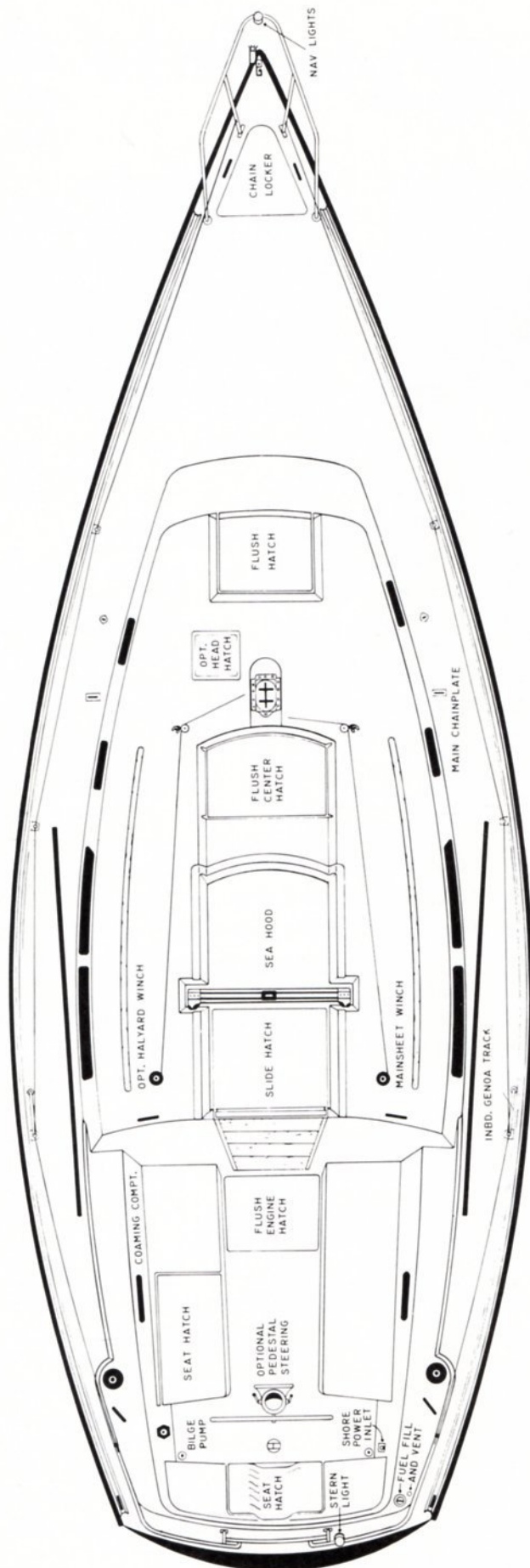
DEPOSIT \$ _____ DATE _____ HULL # _____

CUSTOMER _____ ADDRESS _____

SALESMAN _____ DEALER SIGNATURE _____

DELIVERY DATE _____

CAPITAL YACHTS has a policy of continuous improvements on its products and reserves the right to change materials, specifications and prices without notice after receipt of customers order, until final delivery to the customer. F.O.B. CALIFORNIA.
Good thru October, 1989.



SOME ITEMS SHOWN ARE OPTIONAL