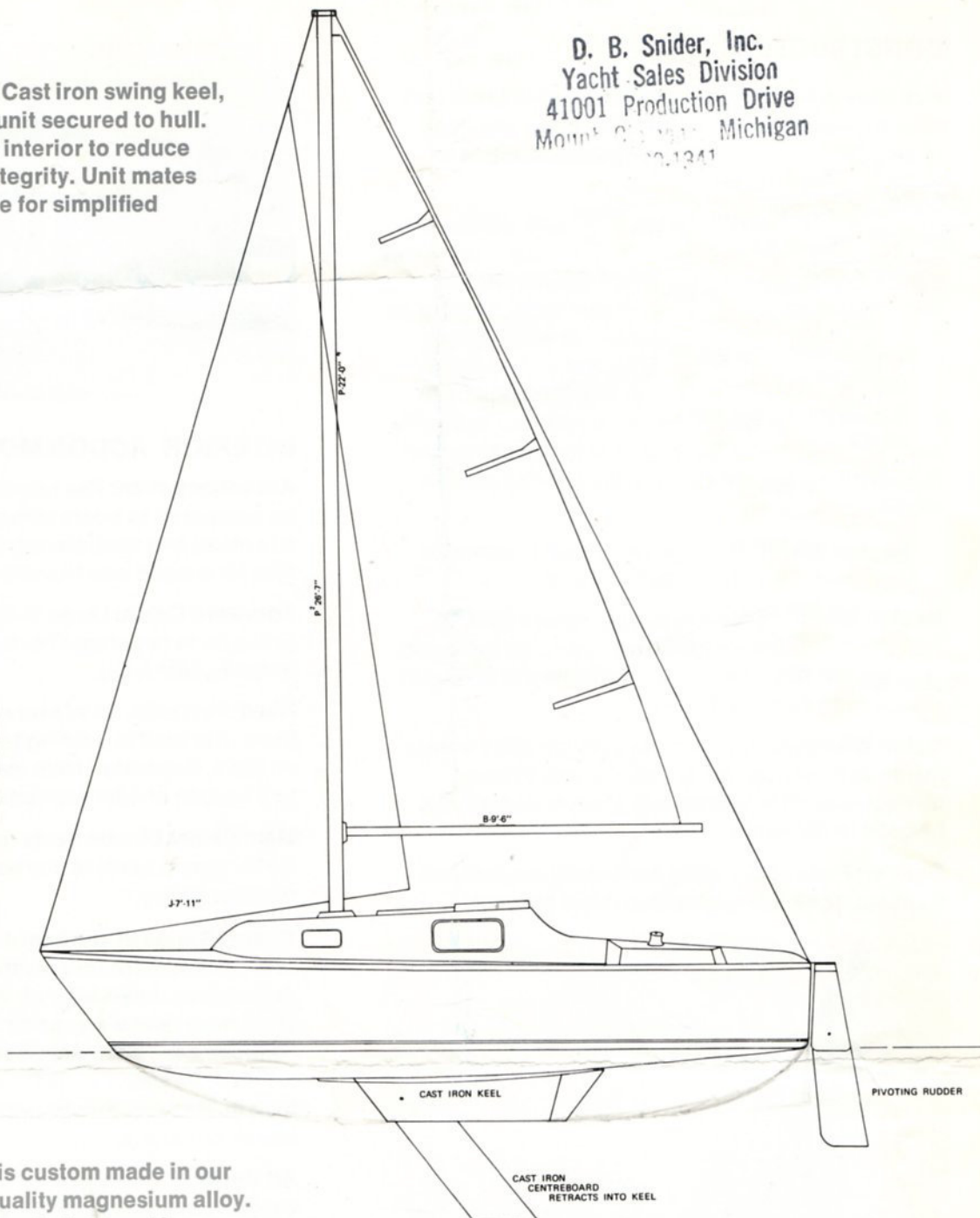
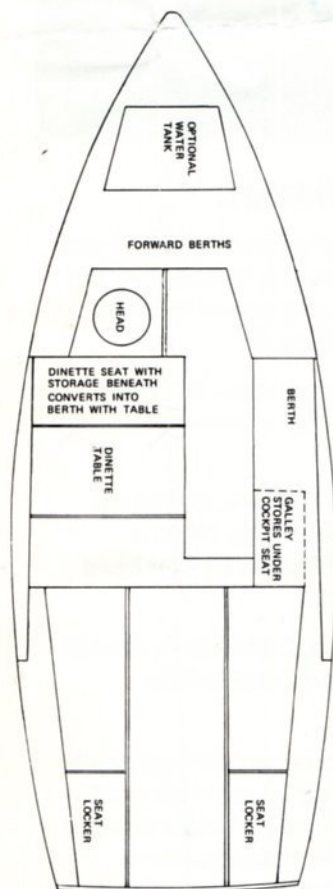


## BALLAST

**Keel:** Cast iron keel casing. Cast iron swing keel, fully retractable. Complete unit secured to hull. No keel casing protrudes to interior to reduce cabin roominess and hull integrity. Unit mates with trailer, acting as a guide for simplified trailer mounting.

D. B. Snider, Inc.  
Yacht Sales Division  
41001 Production Drive  
Mount Clemens, Michigan  
48058-1341



## DECK HARDWARE

Most of our deck hardware is custom made in our own shops from very high quality magnesium alloy. This alloy is strong yet extremely light and is machined and polished. Custom made fittings cost a little more, but fit in with the rest of the boat and do a much better job. All fittings are through bolted with stainless steel fastenings and polished aluminum back-up plates are provided under the deck with each item.

### Standard Deck Equipment:

- 2 6" sheet cleats
- 2 genoa tracks
- 2 jib sheet blocks-
- 3 6" mooring cleats
- 2 4" chocks
- 1 pivoting mast tabernacle

### Winches:

- 2 top action winches
- 2 winch handles

## SPARS AND RIGGING

**Mast:** Extruded aluminum 6061T6. Stainless steel tangs and hardware.

**Boom:** Extruded aluminum 6061T6. Gooseneck and outhaul built in. Internal track. Good head room clearance under boom. Geared roller reefing optional.

**Rigging:** Stainless steel standing rigging with stainless steel turnbuckles. Stainless steel 7 x 19 running rigging with dacron tails. Main and jib halyard standard. Spinnaker gear optional.

### NORTH STAR YACHTS

Products of  
Hughes Boatworks Ltd.  
Huron Park, Ontario  
Canada  
(519) 228-6632



An Affiliate of US STEEL



## CONSTRUCTION

**Hull:** One piece fiberglass molding, engineered for high strength and low weight. Topsides available in an extremely wide range of colors, some at a slight additional cost.


**Deck:** One piece fiberglass molding with balsa core construction. Balsa sandwich construction produces a deck that is approximately twice as strong and four times as stiff as a conventional deck. Molded-in "non-skid" deck pattern. Molded-in winch bases and cockpit combing; combing angled to provide comfortable back rest. Self-draining cockpit with large scuppers and "non-skid" cockpit sole. Drains closable by gate valves. Two seat lockers provided in cockpit. Keel operates from cockpit by geared winch under companionway.

**Deck Headliner:** Male-molded fiberglass provides smooth, easy to clean interior surface.

**Interior Structure:** One piece fiberglass molding including all berths and countertops, and the cabin sole. Bulkheads, side panels and trim are teak with handsome oiled finish.

**Cabin Windows:** Polished magnesium alloy frames inside and outside. All  $\frac{1}{4}$ " plexiglass. Frames through-bolted with stainless steel fasteners and bedded in 3M sealer.

**Rudder:** Plate of  $\frac{3}{8}$ " alloy, externally mounted on transom. Teak tiller. Aluminum tiller bracket.



## INTERIOR ACCOMMODATION

**Accommodation:** The interior accommodation can be compared to boats with greater overall lengths. It is clean and uncluttered, and finished with teak trim for a warm and friendly appeal.

**Foreward Cabin:** Large V-shaped double berth converts to two single berths by lowering triangular insert to seat level.

**Head:** Port side, aft of foreward cabin. Chemical head with built in holding tank. Pump facilities on deck. Separated from main salon by bulkhead and curtain divider (optional).

**Main Salon:** Dinette seats four. Converts to double berth. Single berth to starboard, converts to daytime galley.

**Galley:** Stores in starboard quarter; sets up easily in area over starboard berth for convenient food preparation. Includes sink with permanent flexible drain hose, and water pump with flexible hose connector to water tank. Both hoses can be closed with built in gate valves for sailing safety. Dish rack built in. Base for alcohol stove built in (stove optional).

**Aft Berth:** Full size quarter berth extends under port cockpit seat. Accessible from cockpit for handy sail stowage.

**Upholstery:** All berth cushions are 3" thick polyfoam. Covers in heavy duty vinyl for easy maintenance. Cabin sole fitted with nylon carpet.

