

O'day 222

*Seven-eighths
fractional rig for
smooth and
easy handling.*



Launch and sail in 20' of water.



O'DAY 222

LOA 21'9"

LWL 19'7"

BEAM 7'11"

DRAFT (BOARD UP) 1'8"
(BOARD DOWN)
4'8"

DISPLACEMENT 2,200 lbs.

BALLAST 800 lbs.

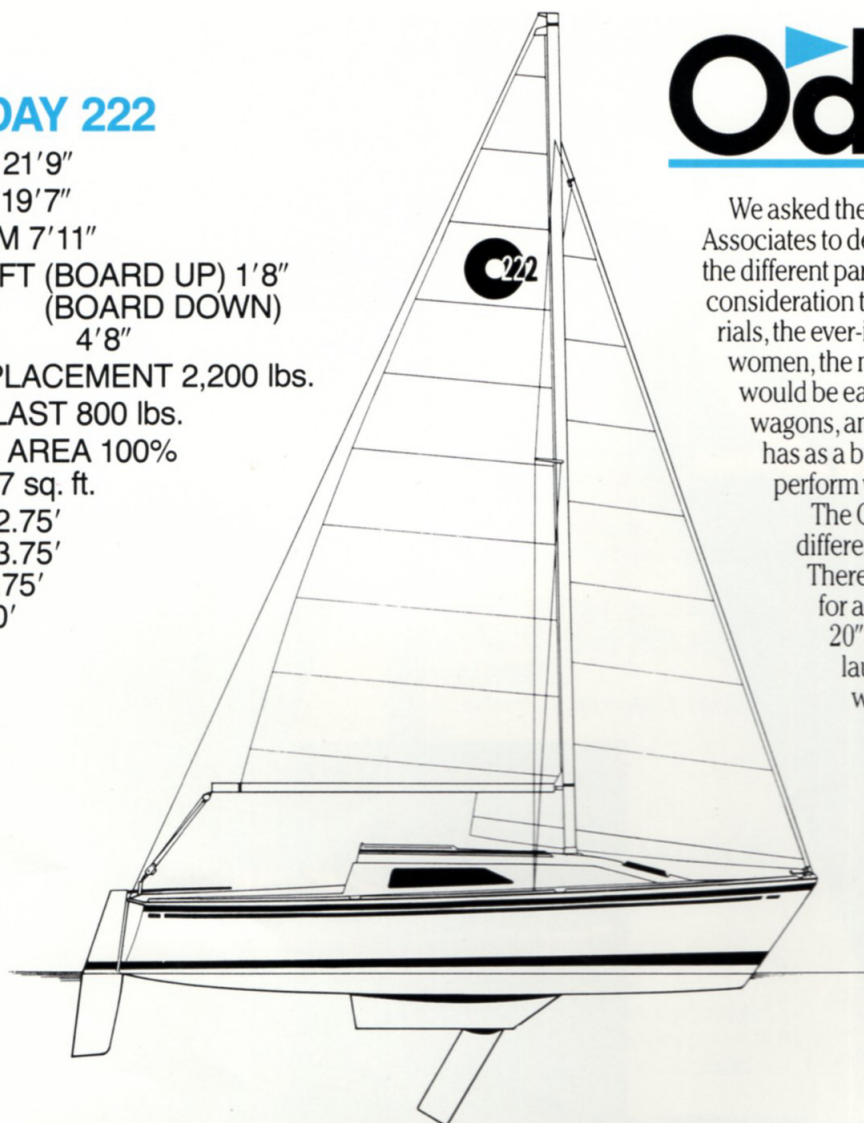
SAIL AREA 100%
207 sq. ft.

I 22.75'

P 23.75'

J 7.75'

E 10'



Oday 222

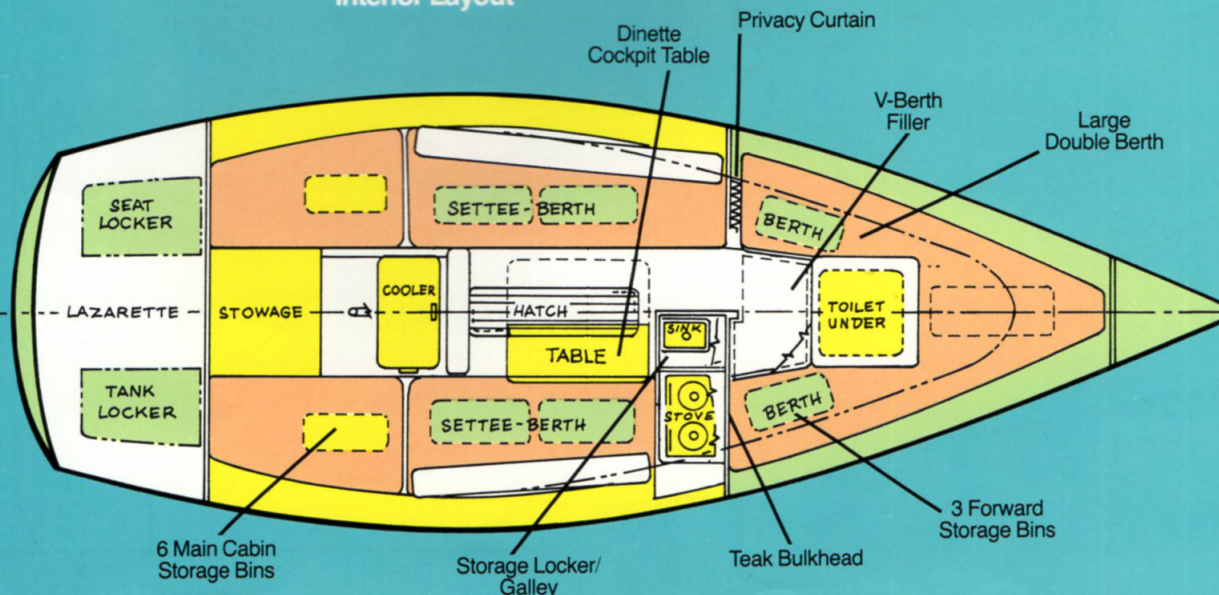
We asked the designers at C. Raymond Hunt Associates to develop an all new trailerable boat for the different parameters of the 1980's. They took into consideration the increased cost of labor and materials, the ever-increasing size of American men and women, the need for a trailerable package that would be easy to handle with today's cars, vans and wagons, and the predominant reputation O'Day has as a builder of boats that handle easily and perform well under sail.

The O'Day 222 is the result of that input; a very different small cruising boat that sails well. There's a long waterline for speed, wide beam for added stability, 800 lbs. of lead for stiffness, 20" shoal draft for wide horizons, easy launching and retrieval, and a manageable weight of 2,200 lbs. for trailerability.

With the centerboard down, windward ability increases and gives the O'Day 222 added lift. Downwind, reduce drag by raising the board and you'll pick up speed. It is a simple, straightforward lifting arrangement with a rope pendant lifting a lightweight board.

Because of the ballast keel, stability is not affected by the centerboard's position. The fiberglass and aluminum rudder is designed to kick up if it strikes

Interior Layout



bottom or a heavy object, making backwater cruising more possible.

The rig is "seven-eighths." This means more manageable headsails than a masthead rig provides. Hoisting, lowering and trimming are easier and roller furling gear for the "lapper" jib is also standard equipment. Mainsail and Lapper come with the 222 — made by the world's largest sailmaker. Every boat also is equipped with jiffy reefing on the mainsail.

The O'Day 222 is a modern successor to the more than 11,000 family cruisers in the 20-25' range we've built in the last 25 years. Design lines are crisp, clean and functional. The boat looks and feels larger than her size because of attention to details that please the eye and eliminate the discomforts often found on boats in this size range. A great similarity exists between the 222 and the very successful O'Day 31, another O'Day design by Hunt Associates. The cabin house is wide for added volume below, providing full sitting headroom anywhere on the midships berths. The forward V berth is 6' 8" with a maximum width of 5' 11". Main cabin settee berths are 8' long and a comfortable 28" wide.

The gear you choose to put aboard can be stowed in a total of 10 bins and pockets. The traditional bulkhead dividing the V berth area from the main part of the boat has been opened up for light and air, and to make access forward easier. A privacy curtain (not shown in photo) is standard. It separates the forward vee berth area from the main cabin. In the galley section, a molded fiberglass deep sink and stove well with separate 5 gallon water tank will handle most everyone's overnight and weekend needs. Use your Coleman, Igloo or similar porta-

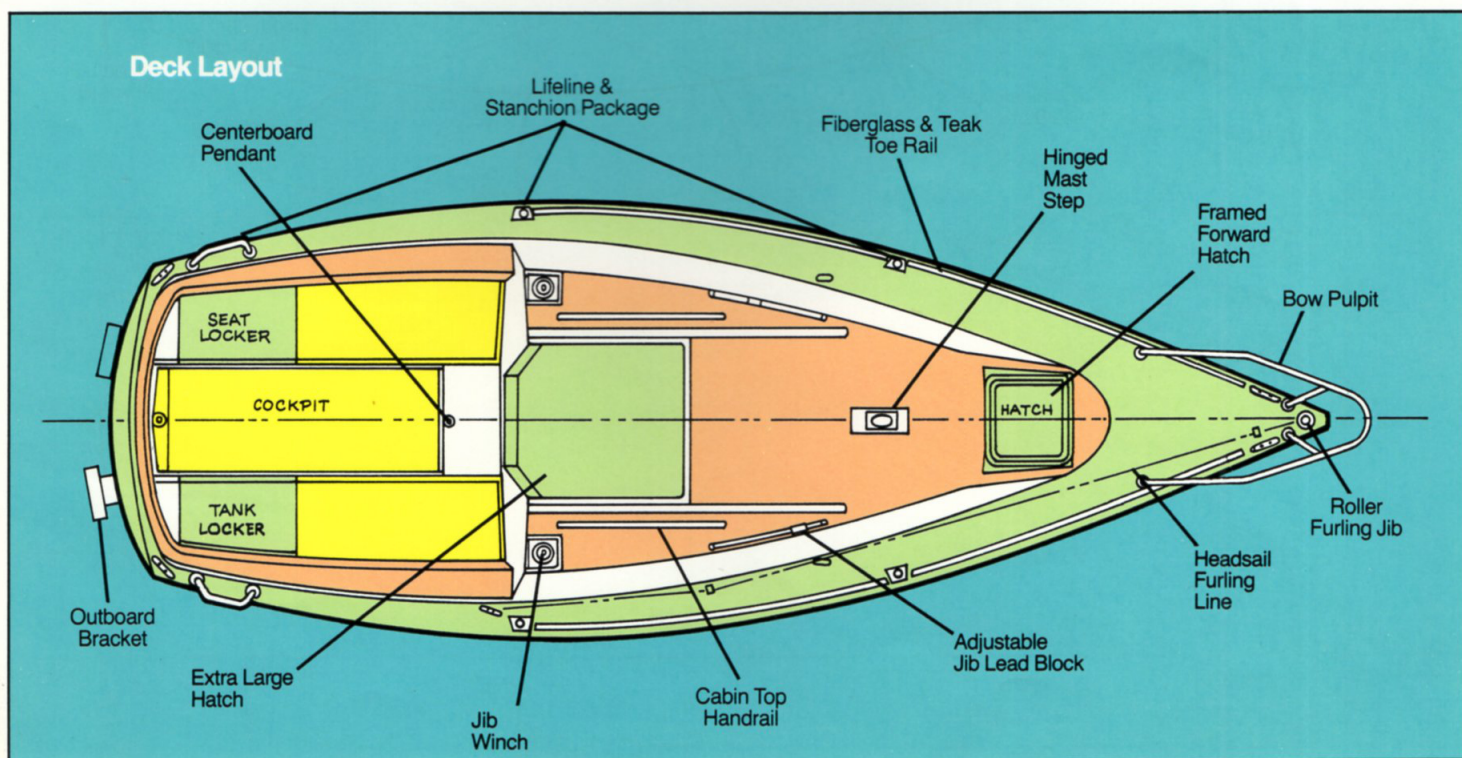
ble ice chest for cooling and keeping food. There's a molded area behind the step that will keep it in place. For more convenience, order the removable storage bags for the vee berth.

They're designed to fit along the inside of the hull-up and out of the way. A removable laminate-surfaced table can be set up in either the cabin or cockpit. Because some may not want a table, we've made it optional.

We've built nearly 60,000 boats ranging from yacht club trainers to Prize-winning Bermuda and Trans-Pac racers. The sum of that knowledge is greater than that of any other builder in North America. We have focused all of our design and construction knowledge on making the O'Day 222 the perfect boat in this size range. When you see it and sail it, you will reaffirm that O'Day is the first name in American sailing.



Tailor your 222 interior to your style of sailing with add-as-you-need options.



All boats built by Starcraft Sailboat Products are constantly being reviewed and improved. As a result, standard equipment and options are subject to change at any time. See your dealer for current specifications.

STANDARD FEATURES 222

HULL

- One-piece, hand laminated fiberglass hull with integrally molded keel/centerboard trunk.
- Hull and stripe colors molded in.
- Hull-to-deck joint is lapped, sealed, mechanically fastened and covered with a two-piece, aluminum and vinyl gunwale guard.
- Transom mounted rudder with varnished ash tiller.
- Outboard bracket on transom.

DECK

- Hand laminated fiberglass deck with balsa core.
- Non-skid surfaces and two-tone deck colors molded in.
- Stainless steel headstay/jib tack fitting.
- Bow pulpit, stanchions, and lifelines.
- Two bow mooring cleats.
- Molded fiberglass toe rails with teak caps.
- Jib sheet lead blocks.
- Stainless steel chainplates.
- Teak cabin top handrails. (Except 192.)
- Sliding companionway hatch with vented, teak plywood penboards.
- Translucent forward hatch.
- Barlow 10" winch handle.
- Cockpit fuel tank locker.
- Cockpit seat storage locker.

MAST, BOOM AND RIGGING

- Extruded aluminum mast and boom with integral luff and foot grooves.
- Single spreader; single lower sidestays.

- Mast stepped on deck with hinged tabernacle.
- Mast running light.
- Standing rigging is 1 x 19 stainless steel cable with swaged terminals and turnbuckles.
- Braided Dacron main and jib sheets.
- Low-stretch braided Dacron halyards.
- Main with single reef and roller furling jib.

INTERIOR

- Textured fiberglass floor pan, bonded to the hull for added strength. Color is Beige.
- Foam-backed fabric hull liner for sound absorption and insulation.
- Teak bulkheads and cabinets throughout interior.
- Off-White counter tops and table tops.

MECHANICAL, ELECTRICAL, AND PLUMBING

- Plastic battery box mounted in cockpit locker.
- Running lights.
- Cabin lights.
- Circuit breaker panel.

O'DAY 222 STANDARD BOAT DESCRIPTION

HULL AND DECK

- Kick-up rudder with anodized aluminum head and fiberglass blade.
- Weighted fiberglass enterboard; centerboard pendant leads to cockpit.
- Internal lead ballast bonded in place.

- Cockpit length is 6'6".
- Jib/Genoa tracks on cabin house with lead blocks.
- Barlow #15 jib sheet winches and one winch handle.
- Angled cockpit coaming for secure and comfortable seating.
- Trailering eye in bow.
- Transom swim/boarding ladder.

MAST, BOOM, AND RIGGING

- Roller furling jib.
- Boom hanger off backstay.
- Barlow #15 jib halyard winch.

INTERIOR

- V-berth with 3" fabric-covered, foam cushions. Berth is 6'8" long.
- Space under berth for optional toilet.
- Privacy curtain separates V-berth from main cabin.
- Storage under berth and in forepeak locker.
- Settees port and starboard in main cabin with 3" fabric-covered, foam cushions. Berths are 8' long; padded backrests; storage under settees.
- Galley unit to starboard includes sink, manual faucet, storage locker, and space for a two-burner stove.
- 5 gallon water tank under V-berth – Removes for filling.
- Fabric headliner and hull liner.
- Teak and holly floorboard.
- Teak step to companionway.

O'DAY 222

DESCRIPTION OF OPTIONS

- **BOOM VANG** – 3:1 boom vang tackle with all hardware required for installation. (Shipped uninstalled.)
- **CRADLE** – Wood shipping/storage cradle.
- **MAINSAIL COVER** – Dark Blue sailcover to protect main from weather and sun.
- **STRIPE COLORS** – Choice of Dragon Red, in lieu of standard Blue for boot and sheer stripes.
- **TABLE** – Table constructed of teak plywood and Off-White laminate; mounts in cabin and in cockpit; stores on berth when not in use.
- **V-BERTH STORAGE POUCHES** – Nylon zippered pouches for holding miscellaneous gear and books; mounted on hull above V-berth on both sides. Pouches are removable and include carrying handles. Color is Beige with Navy Blue trim.

Optional equipment is shown in all photos.



Bulkhead has been styled for a spacious, airy feeling. Table stows aft when not in use, also fits in cockpit.

Specifications shown in this catalog (standards, options, etc.) are subject to change without notice. Some photos may show optional or special equipment and accessories used as photographic props. Starcraft Sailboat Products builds O'Day boats from 12' to 40' in two distinct lines: Trailerable Cruisers (the 17' O'Day Daysailer 3, 192, 222 and 272 LE) and Yachts (the O'Day 302, 322, 35 and 40).

O'Day, CAL and Prindle sailboats are built by



848 Airport Rd., Fall River, MA 02720-4793

Free brochures are available on each of these boats from dealers or from Starcraft Sailboat Products. Full-size technical manuals and architectural drawings are available directly from Starcraft Sailboat Products (the 192 through the 40) at a cost of \$10 per set per boat.

O'DAY 222

LOA 21'9"

LWL 19'7"

BEAM 7'11"

DRAFT (BOARD UP) 1'8"
(BOARD DOWN) 4'8"

SAIL AREA 100% 207 sq. ft.

DISPLACEMENT 2,200 lbs.

BALLAST 800 lbs.

I 22.75'

P 23.75'

J 7.75'

E 10'

