





**OLSON 25**  
pacific boats inc. • santa cruz, ca







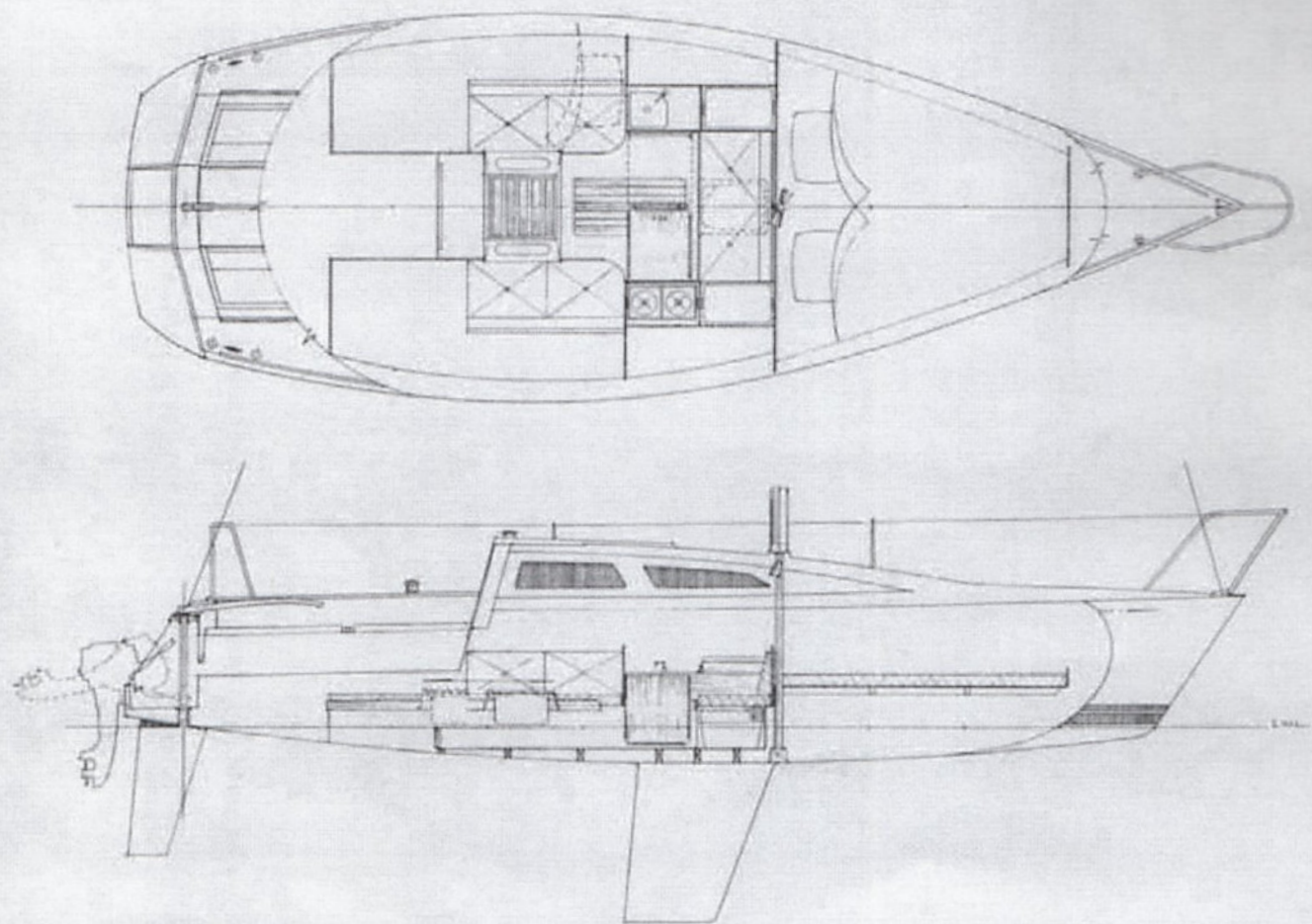


# OLSON 25

L.O.A. .... 25'0"  
L.W.L. .... 21'3"  
BEAM ..... 9'0"  
DRAFT ..... 4'6"  
DISP ..... 2900 lbs.  
BALLAST ..... 1300 lbs.

I ..... 32'0"  
J ..... 9'7"  
P ..... 28'0"  
E ..... 10'0"  
SAIL AREA .... 308 sq. ft.





### INTRODUCING THE OLSON 25

The **OLSON 25** is the newest addition to Pacific Boats line of nationally acclaimed, quality built, performance sailboats. The **OLSON 25** was designed as a family racer/cruiser with M.O.R.C., P.H.R.F., and one design racing in mind. The unique and roomy interior has sleeping accommodations for four, while providing comfortable seating for six adults.

The **OLSON 25** is being built with the same high standards of excellence that have made the **OLSON 30** and **OLSON 40** legends in their time.

For further information on this exciting new boat, call your nearest **OLSON** dealer or Pacific Boats.

PACIFIC BOATS, INC. • 1041 17TH AVENUE • SANTA CRUZ, CA 95062 • (408) 475-8586