


OSPREY 21



OSPREY 21

STANDARD EQUIPMENT

HULL • One-piece hand-laminated fiberglass hull • Interior fiberglass hull and deck liner • Integrally molded contrasting cove stripe and boot top • Fiberglass rudder filled with high-density foam • Integrally molded stainless steel rudder tube

CABIN • Four berths with fabric-covered foam mattress • Lockers in forward compartment, additional stowage under berths • Interior and exterior trim in natural teak or Honduras mahogany

MAST AND RIGGING • Lightweight aluminum alloy mast and boom aerodynamically shaped to maximize strength and minimize windage • Stainless steel standing rigging, swaged terminals, turnbuckles and toggles • Internal halyards • Split backstay • Fixed stainless steel boom gooseneck

DECK AND COCKPIT • One-piece hand-laminated fiberglass deck with resin-impregnated balsa-wood core • Forward hatch flush on cabin top • Custom hand-laminated tiller • Integrally molded nonskid deck surfaces • Halyard and sheet cleats • Cockpit seat locker • Bow and stern mooring cleats • Self-bailing cockpit with scuppered seats and deck • All deck hardware chrome-plated, stainless steel or anodized aluminum

OPTIONAL EQUIPMENT

Vinyl cushions • Cockpit cushions • Bow rail • Stern rail • Motor mount • Self contained head • Hatch dodger • Complete boat cover • Boom & Mainsail cover • Winches (2) • Galley • Life lines & stanchions • Mainsail • Working jib • 150% Genoa jib • 170 % Genoa jib • Spinnaker and spinnaker gear

Specifications shown in this catalog are subject to change without notice. Some photos may contain optional or special equipment.

OSPREY 21

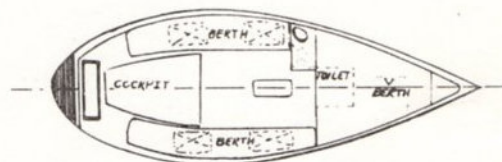
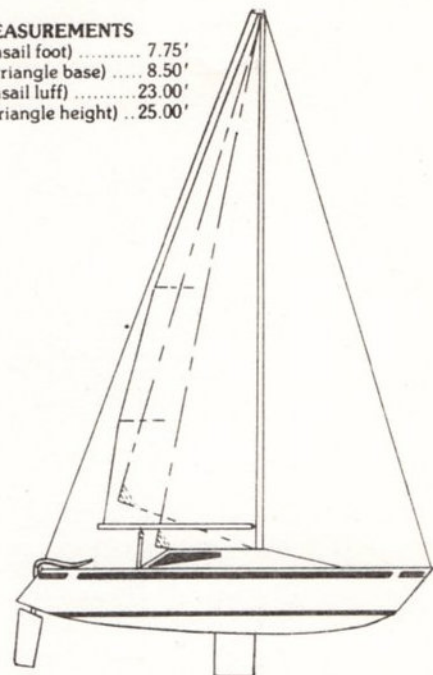


Building Quality Boats
in the
New England
Tradition

OSPREY

OSPREY BOATS INC.
1 SHOVE STREET
TIVERTON, RHODE ISLAND 02878
(401) 624-6676

RIG MEASUREMENTS
E (Mainsail foot) 7.75'
J (Foretriangle base) 8.50'
P (Mainsail luff) 23.00'
I (Foretriangle height) 25.00'



Overall Length 21'
Waterline Length 17'8"
Beam 8'
Draft Min 18"
Draft Max 48"
Sail Area 209 Sq. Ft.
Mast Length 27'
Mast Height 32'
Mast Weight 75 Lbs.
Boom Length 8'
Boom Weight 20 Lbs.
C/B Keel Material Lead/FG
C/B Keel Weight 550 Lbs.
Rudder Type Kick Up
Rudder Material FG
Sailing Displacement * 2200 Lbs
Safety Features Self Righting; Self Bailing

*Boat with four people at 150 lbs. each.

