

the pacesetter . . .

Paceship



Daysailers and Cruisers



PACESHIP

Paceship Yachts Limited

Paceship P 12



This is a daysailer that provides fun and excitement for the frostbiter and junior sailer alike. She is the smallest sailboat that is really suitable for adults. Stability and ease of handling make her an excellent small boat for children. The cockpit is self bailing with positive foam flotation under the seats. Beneath the foredeck is a lockable dry stowage area. The outboard rudder and centerboard make her easy to be trailered, launched, and rigged single handed.

Paceship P 14



A daysailer that gives you a practical small boat for adults or one that is big enough for the whole family, with self bailing cockpit, icebox, forward stowage and safety positive flotation. The boats are of one-piece fiberglass construction with molded in color and the deck, cockpit, seats and sole have a special non-skid finish. The kickup rudder can be easily removed for trailering and the transom has been specially reinforced for an outboard motor mounting.

Paceship P2-16



The low maintenance of fiberglass construction and simplicity of rigging makes this a popular daysailer for the first owner. The family sized cockpit is self-bailing and a large cuddy cabin provides for stowage and sails. Positive foam flotation, anodized mast and boom, kicking stick, jib snubbing winch and jam cleat are standard equipment. The man starting a club fleet cannot overlook her ease of handling by a novice nor her remarkable speed in the hands of an experienced sailer. It is performance that puts her ahead of the rest in her class.

Paceship P 17




The all purpose daysailer that outperforms everything of her size and price range on today's market. She is built for performance in brisk sailing weather, offering speed with comfort, foam flotation, roomy cuddy and a self-bailing cockpit. Beneath; the sleek configuration of this centerboard daysailer is of one piece maintenance free fiberglass. In performance and price, a real competitor.

Paceship P 20



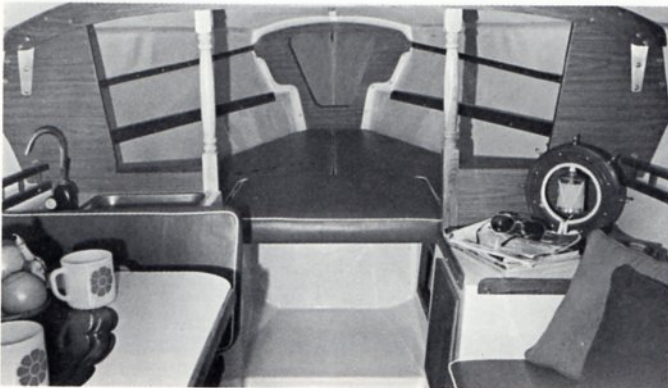
The daysailer that combines speed and safety for racing or pleasure. She is beamy, with an extra large self-bailing cockpit, storage lockers and roomy accommodations for five or six. Positive foam flotation adds that extra margin of safety. Up front the cuddy provides you with room for stowage for a day cruise. One piece fiberglass construction, fiberglass "kick up" rudder, jib snub winch and jam cleat are all standard equipment.

Paceship P2-20



The same performance and built in safety features of the P 20 but with the new flip top cabin that gives you a cruiser with daysailer economy. Her cabin has roomy accommodations for four adults and provisions for a galley and head are available. The cockpit has storage lockers under the molded fiberglass seats. The rugged construction and low maintenance of fiberglass plus her ease of trailering make this mini-cruiser a family favorite.

Paceship P 23



The ideal boat for shoal water sailing with a self-bailing cockpit that seats 6 people in comfort. A flush deck gives her a wide, spacious interior cabin and the raised deck forward makes her dry to windward. Four large berths, dinette, galley and icebox are featured in the cabin. An optional head may be fitted between the "V" berths forward. The Decorator planned interior is finished in fiberglass and teak with the overhead liner as standard equipment. Charging for the line or sailing down the highway she is a thrill to own.

Paceship P 24



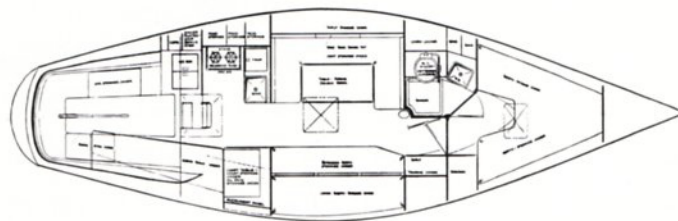
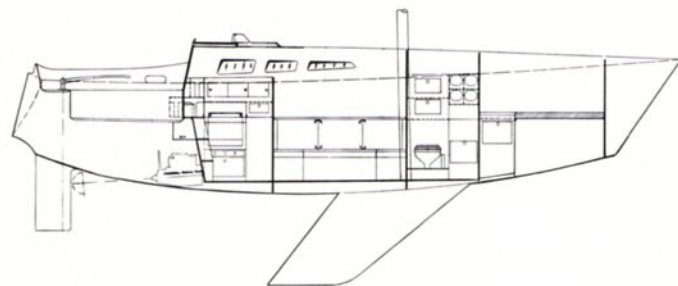
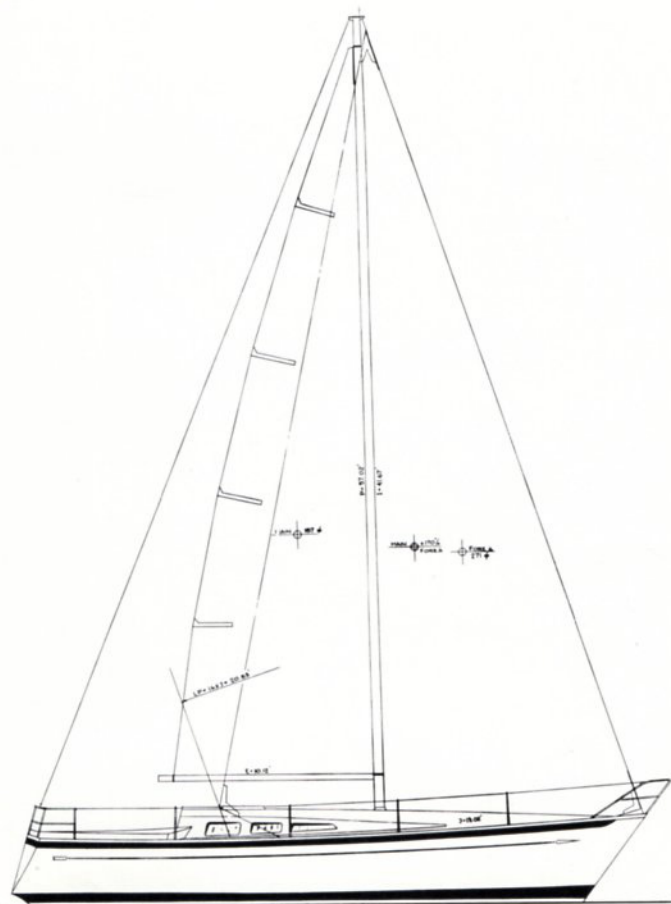
A versatile racing boat in a stable family cruiser. Her shoal draft affords easy trailering. The large 6' self-bailing cockpit, combined with a spacious cabin provides excellent cruising accommodations for four. A complete galley is molded in with sink, watertank and ice chest as standard equipment. The head is installed in the forward cabin between berths, through hull fittings are standard. Safety features include non-skid decks and shut off sea cocks on all through hull fittings. A 6 h.p. outboard can be mounted in the ventilated engine well with storage for gas and batteries provided.

Paceship P 29



A hard charging IOR racer and a roomy, comfortable cruiser with berths and accommodations for 6 persons. That is what makes this 29 footer from Paceship such an exciting boat. The trunk cabin gives amazing head room ranging from 6'2" under the closed hatch to 5'10" in the head area. A large aft galley unit with top loading ice box, deep stainless steel sink and cutting board cover combined with an "L" shaped dinette are more than adequate to keep a hungry crew satisfied. The enclosed head also has a built in linen stowage area. The roomy cockpit lets everyone enjoy the sailing in safety. Go on a cruise for a day or a week on the open sea in a boat built by men of the sea.

Chance P 32/28 by Paceship



Paceship now offers you what a man wants most out of a boat; outstanding racing capability and excellent cruising comfort.

The unique hull form of the P 32/28 gives her an extra long waterline and a low wetted surface for speed to windward and in a reach. This is also combined with a very high aspect ratio. She shows an excellent speed rating ratio under the new IOR Mark III.

She possesses the accommodations and comfort of a much larger cruiser. A quarter berth aft, "V" berth forward and a dinette and berths amidship provides her with plenty of accommodations for the crews' convenience. A galley and navigation area are located at the bottom of the main hatch. Between the dinette and "V" berth is a complete head with shower and wash basin as well as a linen locker and storage compartments.

The design skills of Britton Chance are evident in the innovations and the ability to race in comfort found in the Chance P 32/28 by Paceship.

Specifications

	P12	P14	P2/16	P17	P20
L.O.A.	12'¾"	13'6"	15'5"	17'3"	19'¾"
L.W.L.	10'8"	11'½"	13'9½"	15'6"	17'0"
Beam	5'4½"	5'10¼"	6'½"	6'10½"	7'9¼"
Draft Maximum	3'3"	3'8"	3'9"	4'2"	4'0"
Draft Minimum	7½"	5"	7"	8"	7"
Sail Area	82	100	112	134	155
Recommended H.P.	3	3	3	3-5	3-5
C/B, Keel Weight	14	18	18	19	87
Weight Complete	300	400	500	510	800

	P2/20	P23	P24	P29	P32/28
L.O.A.	19'¾"	22' 9"	23' 11"	28' 9½"	32'¾"
L.W.L.	17'0"	19'	18' 17⁄8"	22' 0"	27' 9"
Beam	7'9¼"	7' 6"	7' 11½"	9' 1"	10' 0"
Draft Maximum	4'5"	3' 6"	5' 6"	6' 9"	5' 9"
Draft Minimum	8¾"		2' 1"	3' 1"	
Sail Area sq. ft.	147	225	304	363	
Recommended H.P.	4 h.p.	4 H.P.	6 H.P.		
Displacement lbs.		2800	4630	6500	12,025
Ballast lbs	325	1200	2370	3150	4680

P29K keel model

Keel Ballast 3160 lbs

Sail Area 371 sq. ft.

