



Passport 40

39'

Much has been written about the Passport 40, but perhaps Robert Perry sums up best the virtues of one of his most popular designs.

"The Passport 40 is my most popular 40-footer. Few yachts of her size offer as much living area, but perhaps the most marked feature of the Passport 40 is the performance. This design excels in docile and forgiving behavior. The boat tracks well, is very stiff, and always predictable. The small foretriangle with the mast well forward gives this boat a balanced helm and the big main provides plenty of off-the-wind power. The good manners of this boat have made it a particular favorite on San Francisco Bay where the typical afternoon



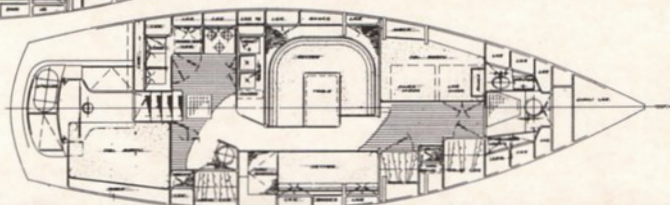
breeze is 25 knots, gusting consistently past 30 knots. I have had the pleasure of meeting several owners and sailing in three Passport Regattas on Passport 40s; so I've gotten to know this design very well. My strongest impression associated with the Passport 40 is one of happy owners. You simply do not find an unhappy Passport 40 owner. I'm very proud of this design."

Passport Yachts International is known for innovative interiors with exceptional finish quality and attention to detail. Even the most demanding custom requirements can be met to produce a yacht you can truly call your own. Simply put, the Passport 40 is a winner.

L.O.A. 39' 5"
L.W.L. 33' 5"
Beam. 12' 8"

Draft:

Deep Keel 5' 9"
Shoal Keel 5' 3"
Ballast 8,500 lbs.
Displacement 22,770 lbs.
Sail Area 770 sq. ft.
Water Capacity 135 gal.
Fuel Capacity 105 gal.
Auxiliary 42 H.P. Mercedes



Passport Yachts East, Inc.

326 First St., Suite #14
Annapolis, MD 21403
(301) 263-0008

Passage Yachts

1220 Brickyard Cove Rd.
Point Richmond, CA 94801
(415) 236-2633

For More Information Circle No. 303