

Passport 41

41'

Robert Perry has designed a new boat around his highly successful Passport 40 that has the same attributes of a large-volume interior with superb sailing characteristics and a handsome profile—but with less exterior teak and better light-air performance. The result is the new Passport 41.

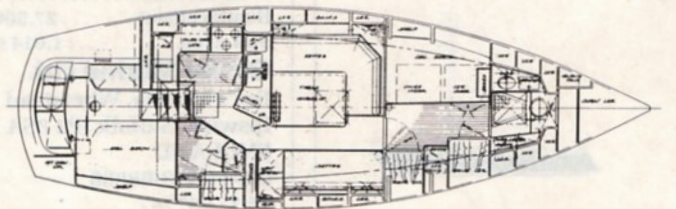
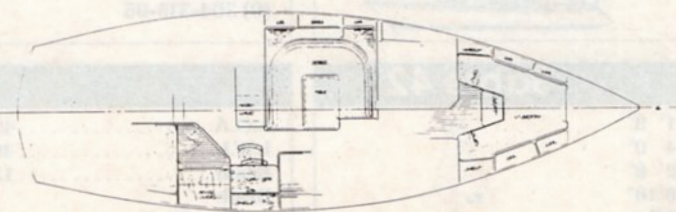
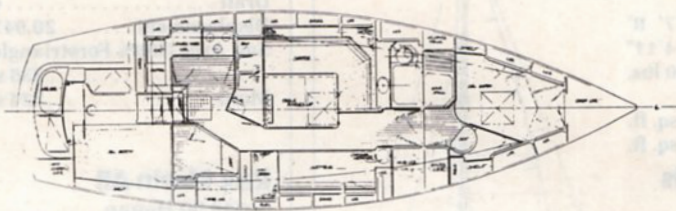
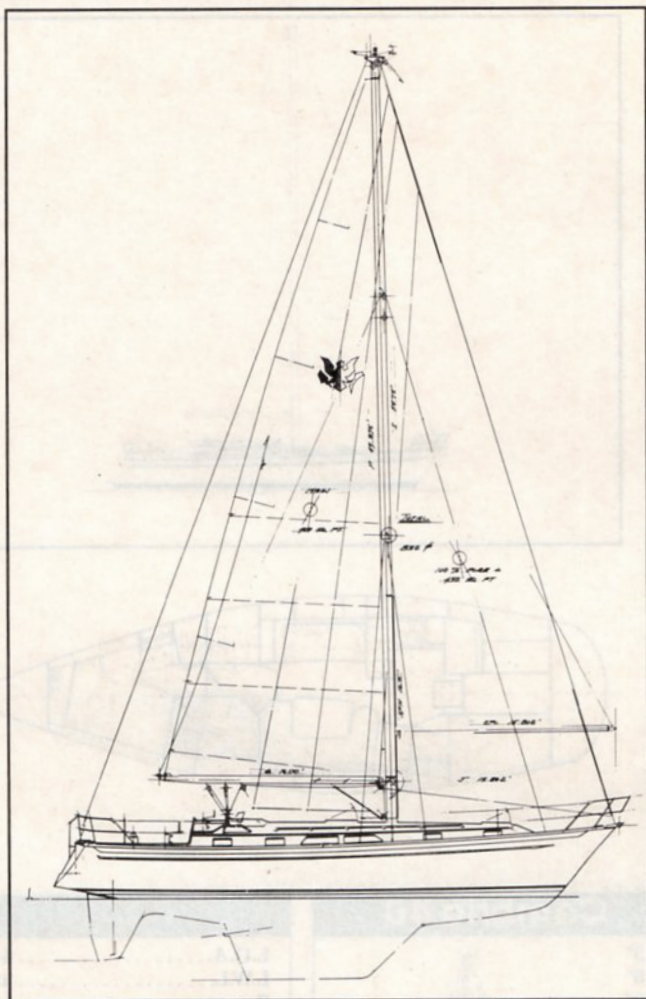
The 41 has a reverse transom with a boarding platform molded into the stern. This transom extends the buttocks of the hull aft to add significantly to the effective sailing length. Molded-in nonskid on the deck and an aluminum toerail eliminate exterior teak maintenance. The tall rig will give a lively feel and better speed when the wind drops below 10 knots.

No other design in the 40-foot range happily accommodates as many different

interiors as does the Passport 41. This is a function of hull volume distribution and a large trunk cabin, which allows either a large head or a double berth to be placed all the way forward in the bow. The 41 features a huge galley and an extremely roomy main saloon that you would expect to find in a much larger yacht. Passport Yachts International is well known for the extreme flexibility in interior layouts they offer their clients and the ability to meet even the most demanding custom requirements.

If you are looking for a performance cruising boat in the 40-foot range that combines superb sailing characteristics and low maintenance with a furniture-grade interior, the new Passport 41 may be the boat for you.

L.O.A.....	41' 4"
L.W.L.....	31' 11"
Beam.....	12' 8"
Draft.....	5' 9"
Displacement.....	23,000 lbs.



Passport Yachts East, Inc.

326 First St., Suite #14
Annapolis, MD 21403
(301) 263-0008

Passage Yachts

1220 Brickyard Cove Rd.
Point Richmond, CA 94801
(415) 236-2633

For More Information Circle No. 314