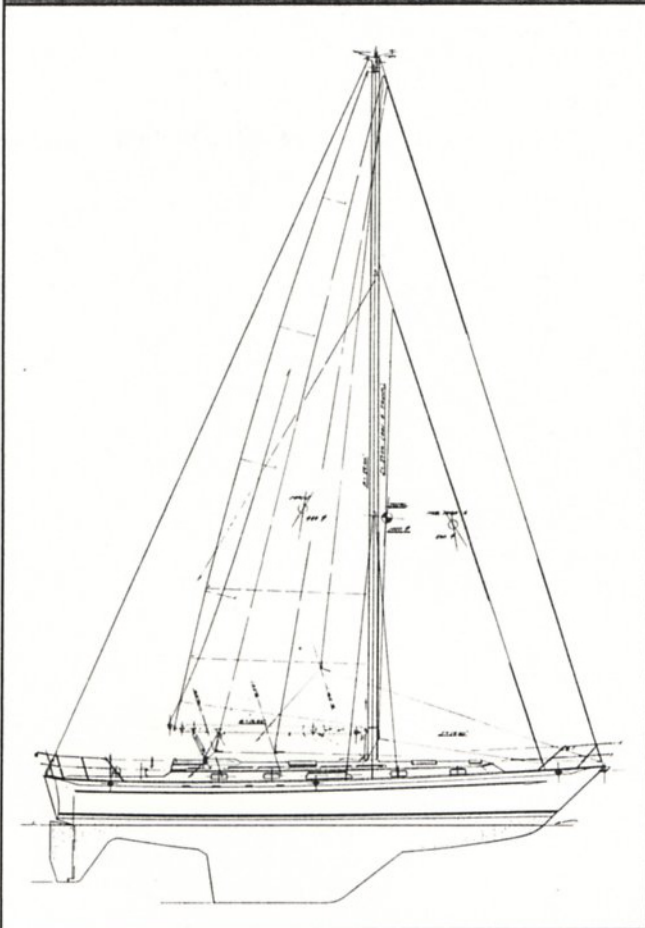



Passport 47

47'

You would be hard pressed to find a prettier boat afloat than the Passport 47. The design parameters given to Robert Perry called for a fast, easily managed hull, a large, comfortable cockpit, and above all, an extremely handsome yacht that would appeal to the client looking for a very special personal yacht. The accommodation plans were developed around the concept of providing exceptional spaciousness and comfort in an elegant furniture-grade interior suited to long-term habitation by two couples.

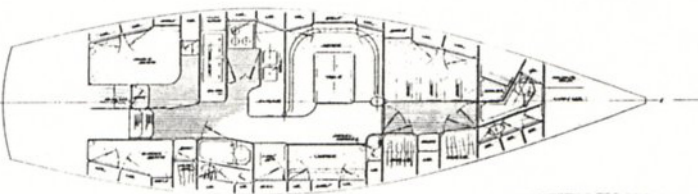
The design brief was exceeded in all areas. Not only is the Passport 47 beautiful, but she is exceptionally fast and responsive. Perry has



bred long-distance passage-making ability into a thoroughly modern hull, which is equally at home in light and blustery wind conditions. Even in heavy winds, the 47 remains docile and easily handled by a cruising couple.

Each interior is customized to meet the requirements of the individual owner. Nothing that contributes to comfort and safety has been overlooked. You might expect the Passport 47's standard of finish and detail to be found on a famous-name yacht costing twice as much. Both center- and aft-cockpit models are available. If you are looking for a "perfect 10" in a mid-sized modern cruising yacht, the time has come for you to experience the Passport 47.

L.O.A.....	46' 7"
L.W.L.....	39' 0"
Beam.....	13' 6"
Draft:	
Deep Keel.....	6' 6"
Shoal Keel.....	5' 10"
Ballast.....	12,000 lbs.
Displacement.....	34,000 lbs.
Sail Area.....	1,000 sq. ft.
Auxiliary.....	Yanmar
	4PHME Diesel
Designer.....	Robert Perry



Passport Yachts East, Inc.

326 First St., Suite #14
Annapolis, MD 21403
(301) 263-0008

Passage Yachts

1220 Brickyard Cove Rd.
Point Richmond, CA 94801
(415) 236-2633

For More Information Circle No. 338