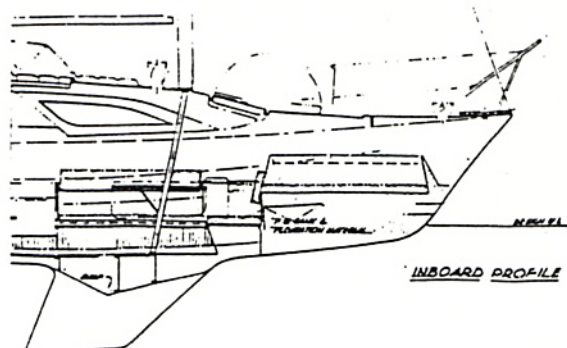
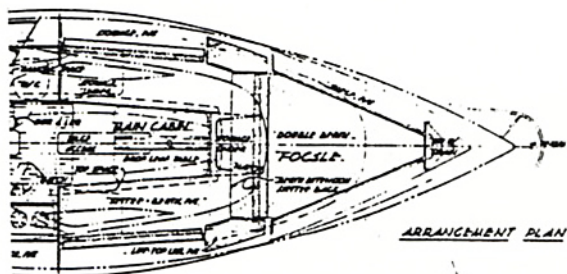
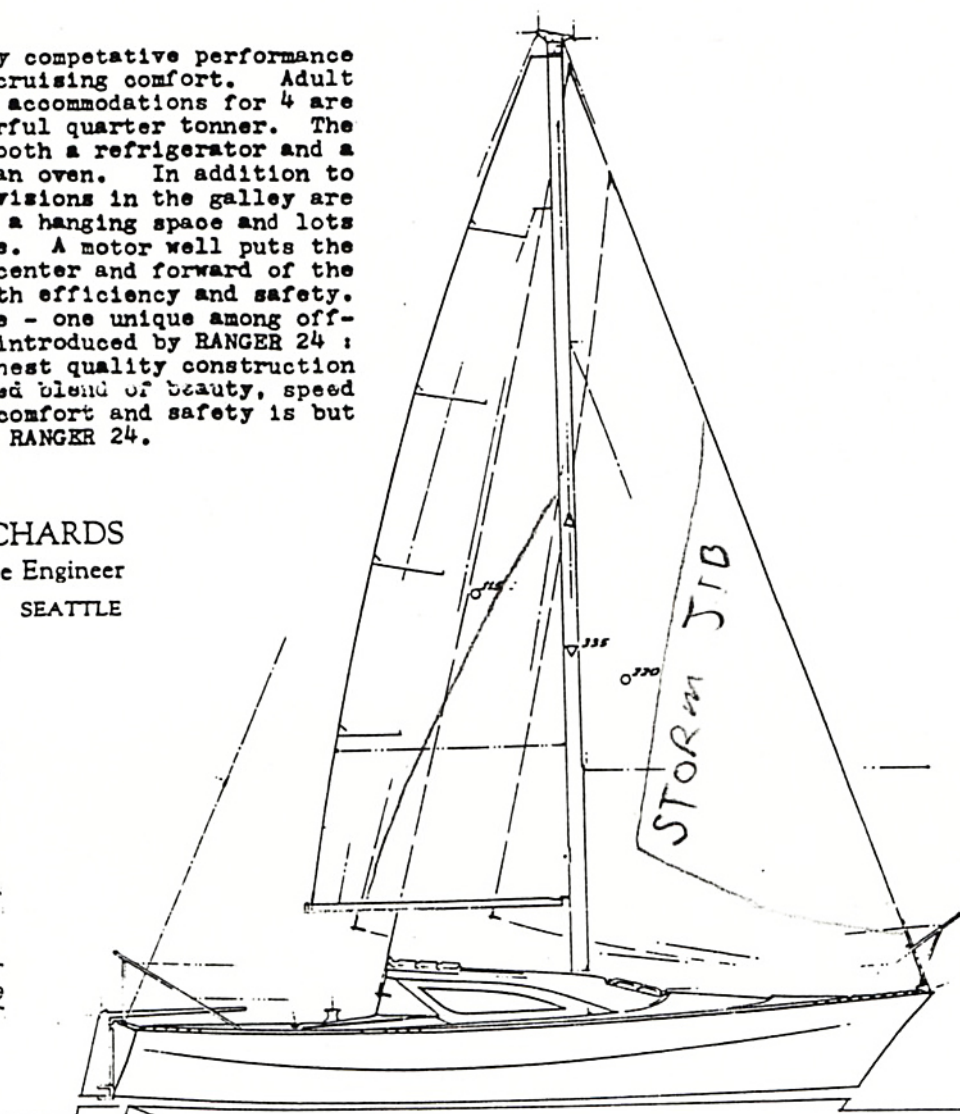


ly competitive performance
cruising comfort. Adult
accommodations for 4 are
erful quarter tonner. The
both a refrigerator and a
an oven. In addition to
visions in the galley are
, a hanging space and lots
ce. A motor well puts the
center and forward of the
both efficiency and safety.
re - one unique among off-
introduced by RANGER 24 :
highest quality construction
ed blend of beauty, speed
comfort and safety is but
RANGER 24.

CHARDS
e Engineer
SEATTLE



PARTICULARS

Length Overall	23' 11"
Length Design Waterline	20' 0"
Beam	8' 4"
Draft	4' 1"
Weight	3150 lbs
Ballast, inside lead	1400 lbs

MATERIALS

Hull, Deck, Interior & Rudder -	Fiberglass Laminates
Mast & Boom -	Aluminum
Shrouds & Stays -	Stainless Steel
Hardware -	Aluminum & Stainless Steel
Trim -	Burma Teak

Ranger
KENT, WASH.

1975

1975~
RANGER 24