

2200

2600

2700

Built to meet or surpass B.I.A. and Coast Guard requirements.

1975 WARRANTY AND DISCLAIMER

The Reinell Boat Company warrants its new boats to be free from defects in materials and workmanship under normal use and service for a period of one year from the date of delivery to the original purchaser. The obligation of Reinell under this warranty is limited to replacement or repair of a defective part free of charge by an authorized Reinell Dealer or at factory's option at the Reinell Boat Company factory closest to the retail purchaser. Return transportation is to be paid by the claimant with all repairs subject to the authorization of factory trained personnel whose decisions will be final.

This warranty does not apply to: (1) engine, outdrives, controls, batteries, propellers, or other equipment or accessories carrying their own individual warranties (appropriate adjustments to them being provided by their respective manufacturers); (2) installation of engines or accessories installed by others; (3) windshield breakage, windshield leakage, paint or gel-coat finishes, or upholstery materials; (4) any Reinell boat which has been altered, subjected to misuse, negligence or accident, or used for racing purposes; (5) any Reinell boat which has been over-powered according to our maximum B.I.A. recommended engine horsepower specifications on the capacity plate provided for each Reinell boat model and any Reinell boat used for commercial purposes.

NO OTHER WARRANTIES MADE: LIABILITY DISCLAIMER

This warranty is expressly in lieu of all other expressed or implied warranties of Reinell Boat Company, whether by affirmation, promise, description or sample, including any implied warranty of merchantability or fitness for any particular purpose and in lieu of all other obligations or liabilities on the part of Reinell Boat Company. No consequent damages shall be recovered. Reinell Boat Company neither assumes nor authorizes any other person to assume for it any liability in connection with Reinell Boats.

Reinell reserves the right to make changes in design and any other changes or improvements upon its products without imposing any obligation upon itself to install the same upon existing products or its products then in the process of manufacturing.

CHASE THE WINDS IN LIVING-ROOM COMFORT.

Reinell's Sailboats Didn't
Forget Luxury Is As Important
As Performance.



REINELL

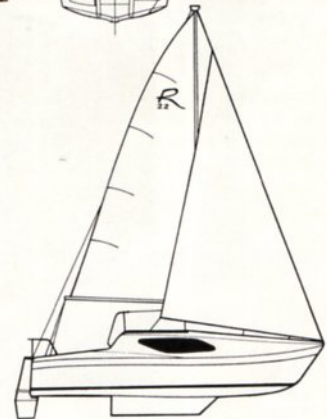
REINELL BOATS, INC., a division of Reinell Industries, Inc.
Marysville, Washington 98270 and Poplar Bluff, Missouri 63901
Prices and specifications subject to change without notice.



Litho in U.S.A.



1975 REINELL SAILBOATS



A new way to sail away from it all. Reinell's trailerable 22-footer has an enclosed head, a full galley, sleeps five, and has stand up headroom so you can really stretch out inside. A true family sailing cruiser built for the long haul, on water or behind your car. So come aboard and experience the beauty and docile nature of this beautiful sailboat.

STANDARD EQUIPMENT

Galley with built-in sink, ice box, two-burner stove, and three drawers • Dinette seats family of four, and converts into a bunk • Sleeping for five including 8' forward bunk • Enclosed head for privacy with toilet paper holder • Fiberglass hull liner features smooth, easy-to-clean surfaces •

Storage under the dinette seats and forward berth for sails and stores • Interior is insulated with foam & upholstered with Herculon cushions and side panels • Positive flotation for added safety • Smoked plexiglas hatches and windows for maximum privacy and light • Black anodized mast for strength and longer-lasting finish • Bow and stern pulpits • Non-skid surfaces on walking areas • Flush deck with built-in toe rail, gives maximum area for working sails and relaxing • Top quality dacron sails • 100% stainless steel rigging • Specially formulated Gel-coat finish for longer, brighter luster and greater abrasion resistance • Headroom is 5'11" • Lazarette storage for bulky items, stores, motors, etc. and access to quarter berths • Trailerable shoal draft keel for easy launching and cruising in shallow waters • Easy trailering lets boat

double as an overnight trailer for off-the-road camping • Large cabin windows give maximum visibility to all aboard • Interior and exterior appointed with teak for lasting beauty and added resale value • Hand laid-up fiberglass hull and deck for consistent thickness and extra strength • Rigging and mast step hinged for ease of stepping mast • Self-draining cockpit • Cockpit seat drains • Bow and stern eyes • Complete deck hardware • High-performance sail plan.

OPTIONAL EQUIPMENT

Tota II or Handy Head • Ivory hull • Omit toilet • Outboard bracket • Gas tank-send-gauge • Sailcover • Cock pit cushions • Drapes • Two winches and cleats • Compass.

2200

L.O.A.	21'10½"	DRAFT	1'7"
L.W.L.	19'1"	BALLAST	650#
BEAM	7'2"		





Another recent entry to the Sailboat market, the Reinell 2600 sailing cruiser has all the amenities of a much larger and more costly yacht, with the maneuverability and stability associated with the Reinell name.

STANDARD EQUIPMENT

COMPLETE EXTERIOR HARDWARE AND RIGGING

- Bow pulpit • Lifeline and stanchions
- Anodized aluminum stern pulpit • Non-skid deck top & cockpit area
- Smoked plexiglas cabin hatches fore and aft with teak handles • Three (3) self bailing drains (1 1/4") • International running lights.

COMPLETE SAIL AND RIGGING PACKAGE

- Black anodized aluminum mast • 5.5 oz. dacron sails • 126 sq. ft. main sail and 196 sq. ft. (130% lapper) jib • Barlow #16 winches.

REAR COCKPIT AREA

- Vinyl cushions • Side storage compartment • Folding cocktail table with teak drink holders • Canvas cockpit cover • Cockpit courtesy light • One piece fiberglass rudder • Swim platform.

Reinell now offers the best of both worlds. The 2700 is in the traditional sailboat design. It's quick, agile and sails beautifully on or off the wind.

Inside, the 2700 is comfortable and efficient with a complete galley, enclosed head with vanity, spacious dinette, and large forward berth.

STANDARD EQUIPMENT

- Fully proven design • Complete galley including: Sink, upright ice box, cutting board • Alcohol stove • 20 gal. fresh water tank - automatic pump • Designer decor • Five berths • Teak trim • Specially formulated Gel-coat finish • Reinell warranty • Polyurethane coated oak tillers • Stainless steel stanchions and running rigging • Safety lines • Window curtains • Fiberglass rudder • Cockpit cushions • Non-skid deck areas • Enclosed head with automatic pump, sink, mirror and marine toilet • Spacious interior cabin •

SEPARATE FORWARD STATEROOM WITH BULK-HEAD

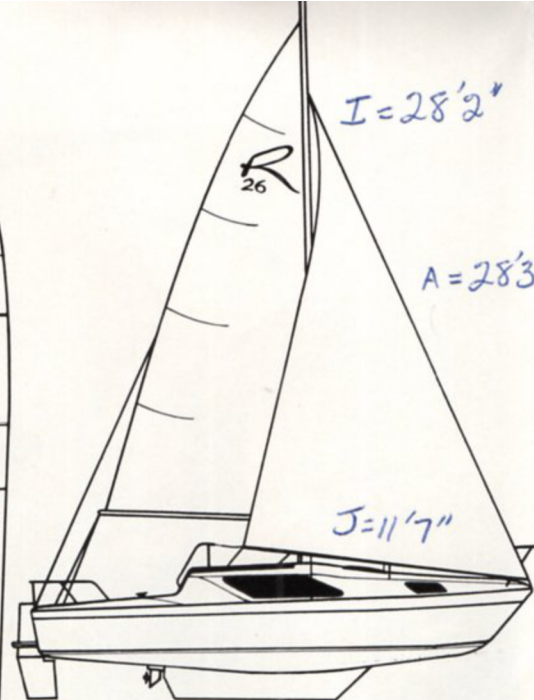
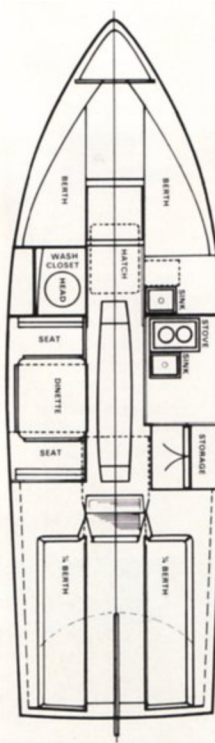
- Reading—courtesy lights • Enclosed head • Vanity, sink, electric faucet, mirror, towel holder • Spacious storage underberths.

DINING-ENTERTAINMENT AREA (MAIN SALON)

- Sink, electric faucet, alcohol stove, ice box • 16 1/2 gal. fresh water tank • Spice rack • Custom crafted wood cabinets • Game table size dinette with sea rails • 6'4" head room • Designer fabric seats • Fold-up dinette berth • 7' quarter berths • Window privacy drapes • Convenience grab handles.

OPTIONAL EQUIPMENT

- Outboard bracket • Gas tank-send-gauge • Tota II or Handy Head • Omit toilet • Ivory hull • Sailcover • Compass • Spinnaker gear set • 25 HP auxiliary I/O engine with 20 gal. built-in gas tank.



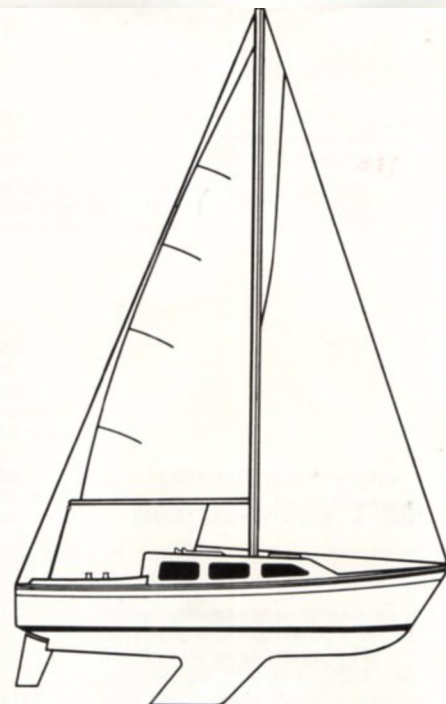
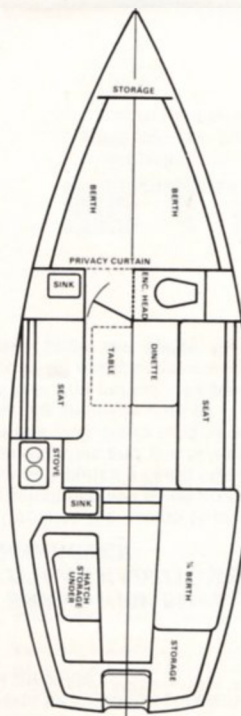
L.O.A. BEAM L.W.L.	25'8"	DRAFT BALLAST	2 1/2'
	8'0"		1350#
	23' 1/2"		

- Plastic drawers on cabinetry • One piece fiberglass hull • Safety bow and stern pulpits • Large cockpit • 5'11" headroom • Foldup dinette table • Barlow winches #20 • Deep fin keel • Transom mount O/B motor well • Choice of five designer colors.

OPTIONAL EQUIPMENT

- 5.5 oz. dacron sails: 172 sq. ft. jib, 138 sq. ft. main • Sailcovers • Tota II or Handy Head • Ivory hull • Omit toilet • Compass • Spinnaker gear set.

Some features pictured in this brochure are not standard items. Please refer to the specifications page for complete details.



L.O.A. BEAM L.W.L.	25'11"	DRAFT FIN KEEL	4'4"
	9'0"		2,280#
	21'9"		

Two new sailboats with a sleek, low profile and a completely utilitarian hull.

The Reinell 2200 sailboat and 2600 sailing cruiser decks are rounded out to the hull sides. This provides an 8 foot wide work area that is free of deck humps. This type of deck also provides maximum usable interior headroom.

The 2200 and 2600 have fixed shallow draft keels that do away with the cumbersome winch and centerboard, providing more usable inside space. In addition, you'll have no trouble taking the 2200 and 2600 anywhere



your adventure calls. They are completely trailerable and load and unload quickly and easily.

These Reinell Sailboats have chain plates that are bolted through the hull. This configuration is stronger and more durable than other methods. The Reinell 2200 and 2600 also have a greater sail area than most boats their size.

The auxiliary power on these boats is more efficient. The engine on the 2600 is positioned behind the keel. The prop is always in the water and pushes directly in line with the center of the boat. This placement allows for more efficient use of power. The 2200 has an exclusive O/B motor well. Because the motor well is made for an outboard, it won't fatigue like a normal bracket mount.

You'll find Reinell interiors spacious, well-lighted and appointed with luxuries found only in much larger, higher priced boats. There is a complete galley, comfortable dinette, enclosed head and solid teak appointments for lasting beauty and added resale value.

is spacious and efficiently planned for the whole family. There's a complete galley, long and wide forward berths, a full hanging locker, and an enclosed head. In fact, it's everything you could want in a traditional sailboat, because the Reinell 2700 was made for the families who buy them. It's fast and maneuverable, yet packed with functional features not usually found in other sailboats.

A BRAND NEW BOAT, WITH A TRADITIONAL CHARACTER.

Combine the design of an internationally known naval architect, and one of America's finest fiberglass boat builders and you have the Reinell 2700. She's long on water line, and big on inside comfort. The deep fin keel and partially skeged rudder allows for exceptional maneuverability under sail. Inside, the 2700

REINELL
Pass The Word-Value

The 1975 Reinell Sailboats are a new addition to the Reinell line of quality pleasure boats. Built by the tradition that's made Reinell the Industry's leading stern drive manufacturer, these Sailboats are the market's number one value as well. With the amenities, handcrafted construction and finish detail found only on much larger boats.

QUALITY. A REINELL TRADITION FOR OVER THREE CENTURIES.

In 1616, the Reinell family led Europeans in the manufacture and design of quality hand made furniture.

Today, Reinell is the boating industry's leading manufacturer of stern drive pleasure boats. And has maintained their standard of handcrafted excellence, utilizing the most technologically advanced boat manufacturing process in the world.

But Reinell doesn't build boats tailored to a manufacturing process. We build our boats tailored to the people who buy them. So in addition to quality construction and durability, you'll find Reinell boats more accommodating to your family needs.

Reinell's superb value is a tradition whose fame has spread by word-of-mouth since 1927. We build our boats in hopes that pride of ownership will prompt you to spread the word—VALUE.

As long as people keep buying boats, Reinell will be building the boats they'll buy.

REINELL'S Balsa CORE DECK AND REINFORCED HULL ASSURES ENDLESS HOURS OF SOLID ENJOYMENT.

Reinell Sailboats are a one-piece design. Incorporating a balsa wood core sandwiched between fiberglass strand—roving laminations and hand laid-up fiberglass. This type of construction provides extra strength to minimize stress and hull fatigue. Hull thickness is consistent and uniform. The weave of the fiberglass roving also acts to dampen shock by dispersing impact over a larger hull area.

