


New FAST IS FUN Yacht **SANTA CRUZ 52**



LOA = 53'
Draft = 9'
DSPL = 20,000 lbs.
Ballast = 10,000 lbs.

LWL = 46.5'
Beam = 14.0'
SA = 1,212 sq ft.
RM = 2,200

I = 64.00
J = 19.00
P = 57.00
E = 21.00

Our new Santa Cruz 52 retains many features of our very successful Santa Cruz 50, however it is an entirely new design. We added two feet more beam, three feet more length, three feet more rig height and 2,000 pounds more ballast. She still has the light displacement, low wetted surface and generous sailplan that makes Bill Lee Yachts fast and fun.

She is designed for the person who wants to get there fast with comfort and safety.

We put extra effort into making short handed sailing a reality on a boat that sails faster than most seventy footers. All lines and halyards lead to the cockpit, and the mainsheet and traveler can be operated directly by the helmsman.

She is much faster upwind, has exceptional internal volume and is available in either a race layout or a two stateroom layout. The two stateroom layout has large double berths, two heads, one with a stall

shower and generous stowage.

Construction is ABS approved and is robust with bi-directional glass over balsa core with extra kevlar forward. Our Santa Cruz 52 comes with a 1 year warranty on materials and workmanship, 5 years on hull, deck, structural bulkheads and framing and 10 years on the underwater gelcoated surfaces. We use the highest quality materials, components and craftsmanship to make this yacht truly exceptional!

TWO STATEROOM INTERIOR**Standard Equipment List**

HULL

White gelcoat hull finish
Double boot stripe of any single color
Anti-blister gelcoat on bottom
Vacuum bagged balsa core
E glass laminate with vinylester resin
Plunger type flush thruhulls
Vacuum bagged balsa core
Kevlar collision laminate

DECK

Large foredeck hatch
3 cabin ventilation hatches
4 opening cabin ports
4 opening cockpit ports
Cockpit locker
Cockpit seat hatch
Self bailing beverage can holders
Super non-skid on deck
Recess for navigation panel
Exterior stainless handrails

DECK HARDWARE

Harken roller traveler
4 genoa track cars
Harken halyard turning blocks
Harken traveler control system
Track for 1 & 2
Track for 3 & 4

HARKEN WINCHES

Primary	2 each 560 RTCA
Mainsheet	2 each 48.2 STA
Main/Topping lift	1 each 32.2 STA
Secondary	2 each 48.2 RSTA
Halyards	3 each 42.2 STA

HYDRAULICS

Navtec 3 function System V panel
Vang adjuster
Backstay adjuster
Flattener/outhaul adjuster

MAST, BOOM and RIGGING

Triple spreader mast
Custom extrusion for SC52
Internal halyards
Running backstays
Reaching strut
Aluminum spinnaker pole with Sparcraft ends
Deck chocks for spinnaker pole
Discontinuous rod rigging
Boom with reefing system
All spars anodized

RUNNING RIGGING

Genoa sheets:	2 - K-900 with Sparcraft presslocks
Afterguys:	2 - K-900 w/ wire tails & Sparcraft snapshackles w/ baskets
Spinnaker sheets:	2 - K-900 w/Sparcraft snapshackles
Mainsheet:	K-900
Halyard:	K-900 w/wire tails & Sparcraft snapshackles
Reef lines:	2 - Dacron
Cunningham:	4 part Harken tackle

ENGINE and ELECTRICAL

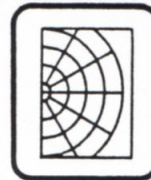
62 hp Yanmar 4JH2-HTBE
Engine box insulation
Recessed engine panel on deck
400 amp-hr house gel cell batteries
100 amp-hr starting battery
22" Martec folding prop
Bronze propeller shaft strut
Shaft zinc
Fuel gauge on tank
Additional fuel filter
Bass electrical panel with 21 breakers
Amp/voltage meters
Morse single lever control

KEEL

Modern elliptical shapes
1 1/2" type 316 keel bolt with backing plates



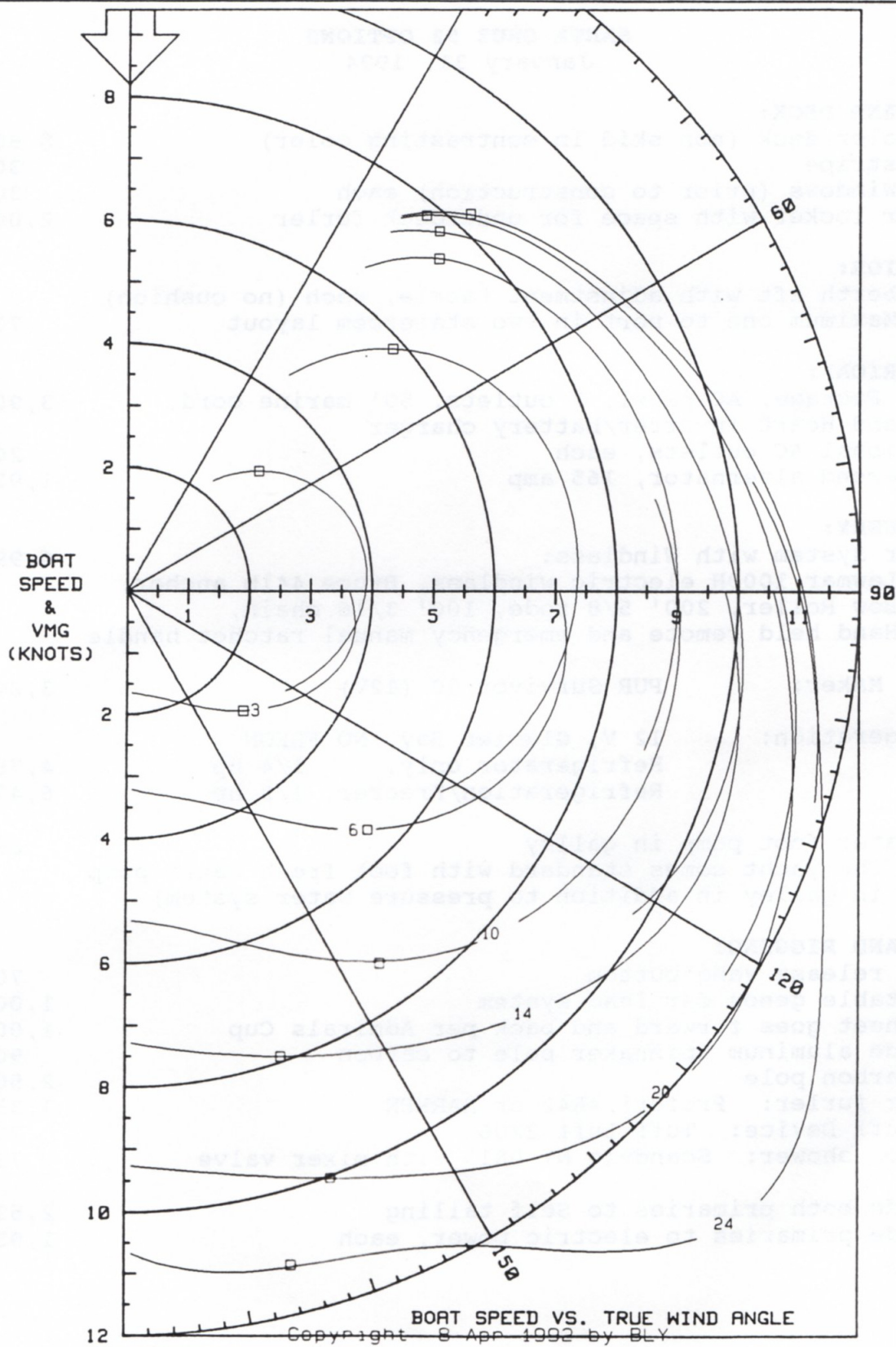
SANTA CRUZ 52
for



8 Apr 1992

Polar Plot

A Performance Prediction By DESIGN SYSTEMS & SERVICES, INC., 222 Severn Ave., Annapolis, MD 21403 (301) 268-5551



BILL LEE YACHTS, INC.

BILL LEE YACHTS, INC.

3700 B Hilltop Road
Soquel, CA 95073

Phone: (408) 475-9627

Fax: (408) 475-0867

SANTA CRUZ 52 OPTIONS

January 31, 1994

HULL AND DECK:

Two color deck (non skid in contrasting color)	\$ 600
Cove stripe	300
Hull Windows (prior to construction) each	300
Anchor locker with space for underdeck furler	2,000

INTERIOR:

Pipe berth aft with adjustment tackle, each (no cushion)	
Maximum one to port in two stateroom layout	700

ELECTRICAL:

110 V Package, AC panel, 2 outlets, 50' marine cord,	3,900
and Heart inverter/battery charger	
Additional AC outlets, each	200
Add second alternator, 165 amp	1,920

MACHINERY:

Anchor System with Windlass:	6,999
Lewmar 1000H electric windlass, Bruce 44lb anchor,	
Bow Roller, 200' 5/8 rode, 100' 3/16 chain,	
Hand held remote and emergency manual ratchet handle	

Water Maker:	PUR Survivor 80 (12V)	3,895
--------------	-----------------------	-------

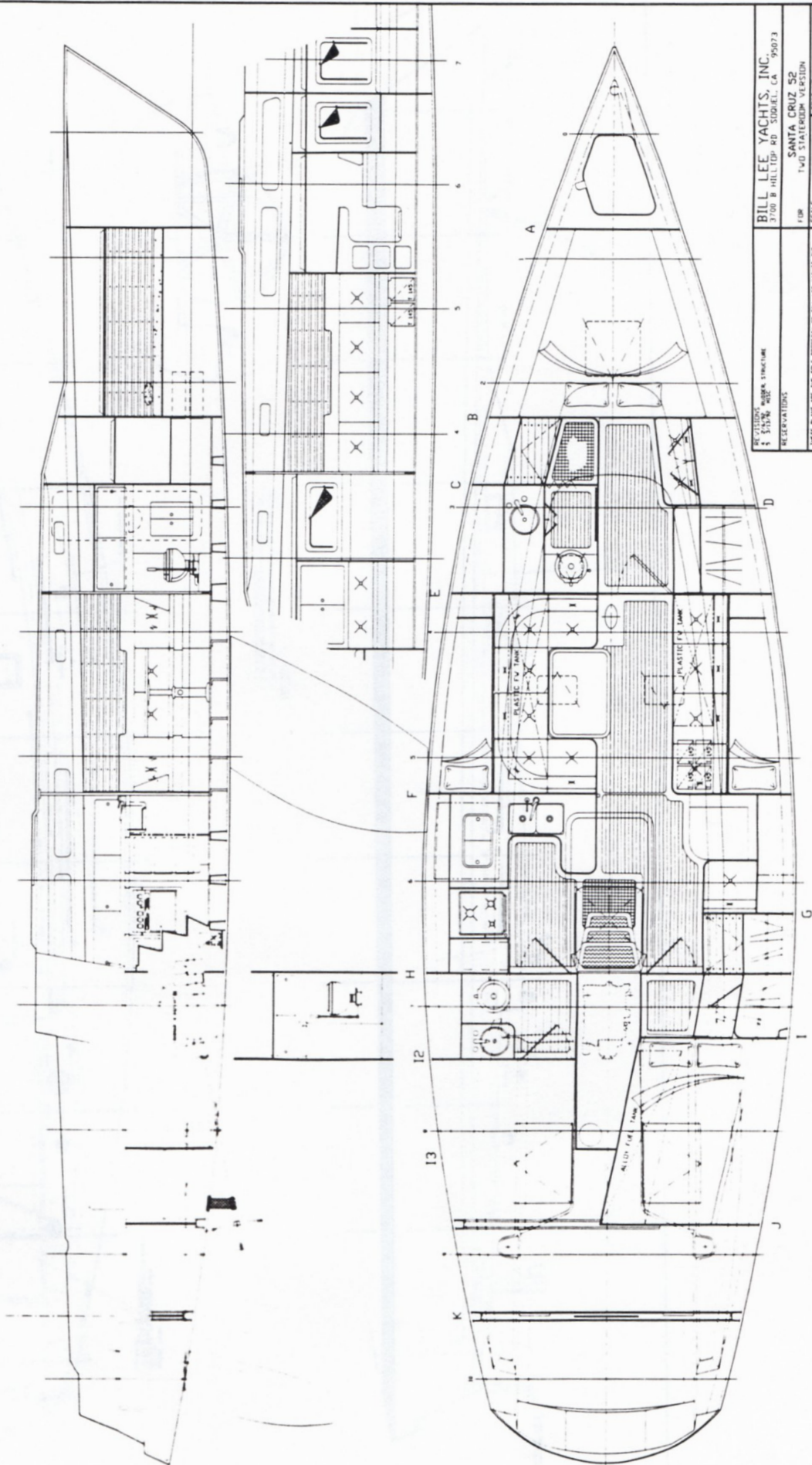
Refrigeration:	12 V, Glacier Bay, NO FREON	
	Refrigerator only, 1/4 hp	4,785
	Refrigeration/Freezer, 1/2 hp	6,476

Sea water foot pump in galley	299
(The yacht comes standard with foot fresh water pump in galley in addition to pressure water system)	

DECK AND RIGGING:

Quick release vang button	700
Adjustable genoa car lead system	1,000
Mainsheet goes forward and back per Admirals Cup	1,000
Upgrade aluminum spinnaker pole to carbon	900
2nd carbon pole	2,500
Roller furler: Profurl #R42 or HARKEN	3,354
Jib Luff Device: Tuff Luff 2206	795
Transom shower: Scandvic NY 0813 with mixer valve	731

Upgrade both primaries to Self tailing	2,530
Upgrade primaries to electric power, each	1,950



BILL LEE YACHTS, INC. 3700 B HILLTOP RD. SODAS, CA 95073	
PROJECT: YACHTS, INC. \$ 515,000.00	RESERVATIONS
YACHT: SANTA CRUZ 52 14'0" STATE CRAFT DESIGN	YACHT NO: 1400
SCALE: 1" = 20'	DATE: SEPTEMBER 19, 1993
TITLE: INTERIOR	YACHT NO: 1400
SHEET NO: 1	

THESE PLANS ARE THE PROPERTY OF BILL LEE YACHTS, INC.
 AND ARE NOT TO BE USED FOR ANY PURPOSE WITHOUT WRITTEN
 PERMISSION.