

Santana 37

Lines By Gary Mull Produce

Strong Competitor With Cruising Style

The relatively long waterline on the light displacement hull of the Santana 37 contributes to the competitive quality of this fiberglass sloop being built by W. D. Schock Co. of Santa Ana, Calif., but designer Gary Mull also has been able to incorporate cruising comforts.

Overall the Santana 37 is 37'8" with a 30-foot waterline. Her 11'8" beam with 6'6" headroom below enabled Mull to design a well-balanced dual purpose racer-cruiser. The Santana 37 flies 925 sq.ft. of sail. In addition to a large spade rudder which is positioned well aft, the Santana 37 also carries a keel trim tab. Of her 15,000-lb. displacement, some 6600 lb. is ballast.

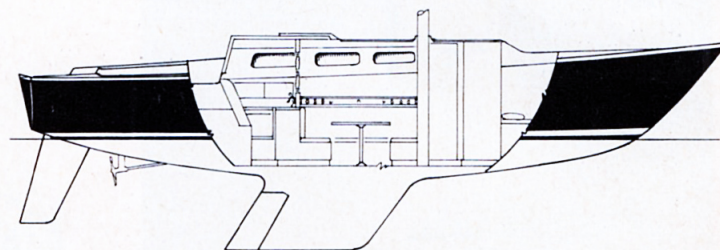
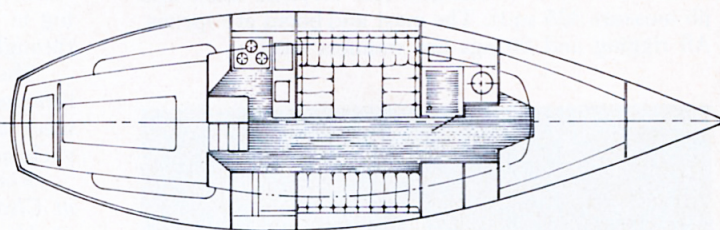
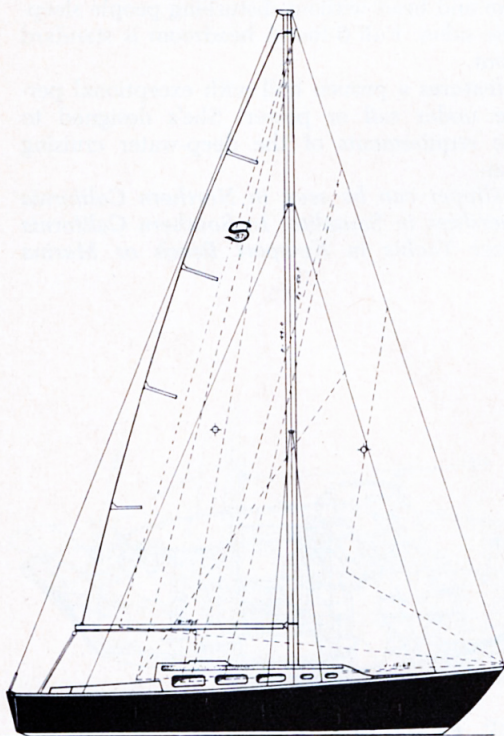
The unitized balsa core construction provides rigidity in hull and deck as well as insulation from heat and dampness and an effective

sound insulation. Power options include either gasoline or diesel.

Mahogany trim is used in the interior cabin trim and vinyl headliner and pile carpeting are standard.

Sleeping accommodations are available for eight including the private forward stateroom with large V berths. The enclosed head compartment is adjacent to the stateroom. The L-shaped galley, located port side aft beside the cockpit access hatch, is equipped with three-burner stove and baking oven. Space is available for optional installation of a freezer as well as an ice box, and for fresh and salt water outlets.

W. D. Schock Co., 3502 S. Greenville St., Santa Ana, CA 92704.



- LOA 37'8" • LWL 30' • Beam 11'8"
- Draft 5'7" • Sail Area 925 sq.ft.
- Displacement 15,000 lb. (ballast 6600 lb.)