

SEAFORTH

COASTAL CRUISER

Buck Thomas and Associates

1195 Kapp Drive
Clearwater, Florida 33515
Phone: (813) 443-4408



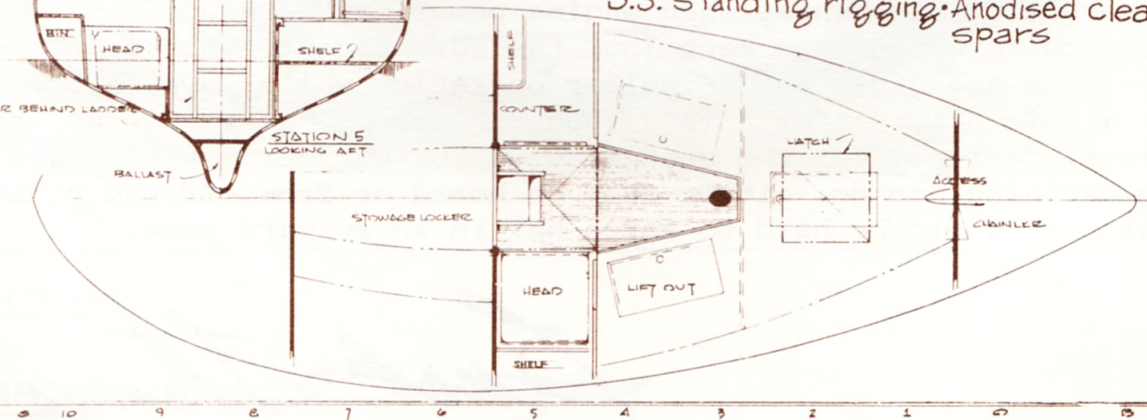
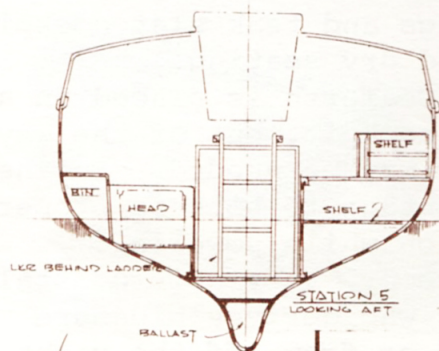
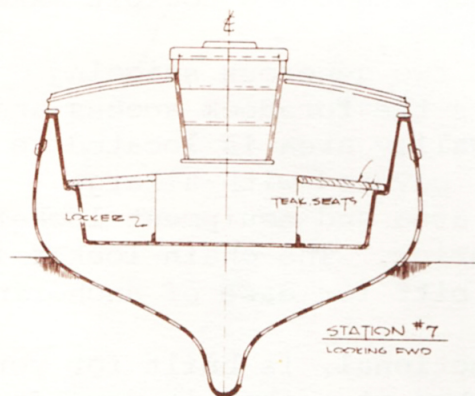
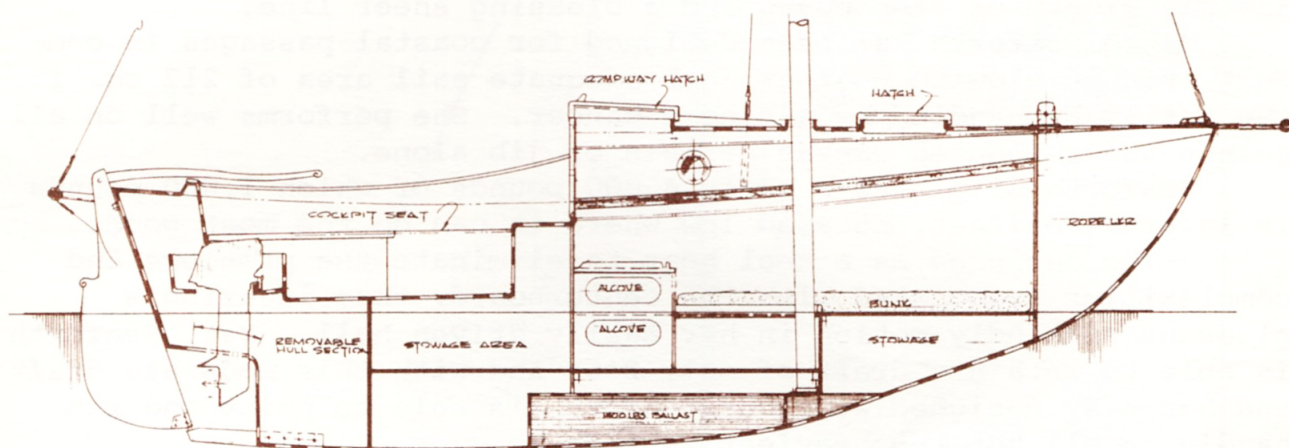
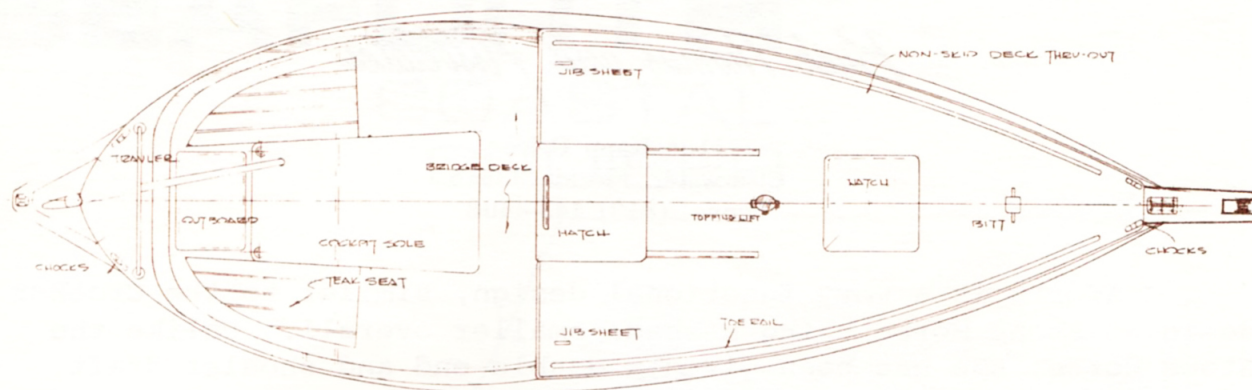
BUILT BY

PRECISION **B**OAT **W**ORKS
SARASOTA, FLORIDA

SEAFORTH

COASTAL
CRUISER





DESIGN DATA

ALL FIBERGLASS HULL & DECK

L.O.A. _____ 22'

L.W.L. _____ 17'

BEAM _____ 7'4"

DRAFT _____ 2'6"

DISP. _____ 4000#

BALLAST _____ 1600# (Lead)

HEADROOM _____ 4'6"

BERTHS _____ 2 (built in)

AUX. POWER _____ OUTBOARD 6 H.P.

SAIL AREA _____ MAIN 118 sq. ft.

_____ LAPPER 99 sq. ft.

S.S. Standing rigging • Anodised clear alum. spars

Buck Thomas and Associates

1195 Kapp Drive
Clearwater, Florida 33515
Phone: (813) 443-4408

Seaforth is a very functional design, similar to the Crocker designed Stone Horse being a shade smaller overall. Unlike the Stone Horse, she has been given a double end and shoaler draft. She has plenty of free board and a pleasing sheer line.

Since Seaforth has been designed for coastal passages in comfort even in blowing weather, her adequate sail area of 217 sq. ft. can easily be handled by a single hander. She performs well on all points under reduced canvas of main or jib alone.

Seaforth displaces a hefty 4,000 pounds of which 1,600 pounds is internal ballast, encased low where it can do the most good.

Being designed as a keel boat to eliminate the problems and complexities associated with the centerboard, thus insuring a pleasant seakindly motion in her easily driven hull. Yet, Seaforth is able to retain a draft of only 2'6" and with this moderate draft and her easy designed sections Seaforth is able to point and run handily in all but the heaviest weather.

Seaforth's particularly pleasing sheer line combined with her spacious flush deck and teak accented top sides and cockpit make for a very rewarding sailing experience.

In Seaforth's snug cabin below are two generous seagoing berths. Above the foot of the berths is the foredeck access and cabin ventilation opening hatch. The galley area is located to starboard and head compartment to port, covered with a large folding counter top. Personal stowage area and equipment lockers are located throughout the cabin's interior. The chain locker is located forward, braced by bollard and bitt for ease of anchoring and rode stowage.

The cockpit layout, while very functional, is built for your pleasure while sailing and relaxation when at anchor in your favorite creeks. Seaforth's teak capped coamings and teak slat cockpit seats affords well braced, comfortable, and dry seating.

The optional auxillary power for the Seaforth is placed in a self-contained well in the aft end of the cockpit, out of the way, but accessible instantly when engine power may be needed. Engine and propeller have been kept low, the advantage to both is proper ballasting and efficient propeller operation while powering.

All in all, Seaforth is a snug, but roomy, very able coastal cruiser, designed for the gentleman sailor who derives pleasure from watching her go, either from on board or from off the yacht. Surely, it would be hard to catch her in an awkward pose.

Buck Thomas