
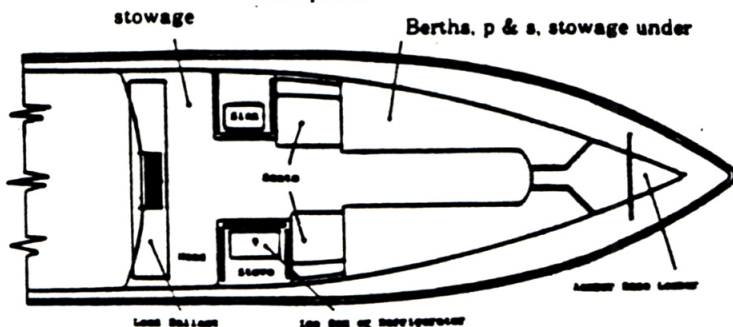
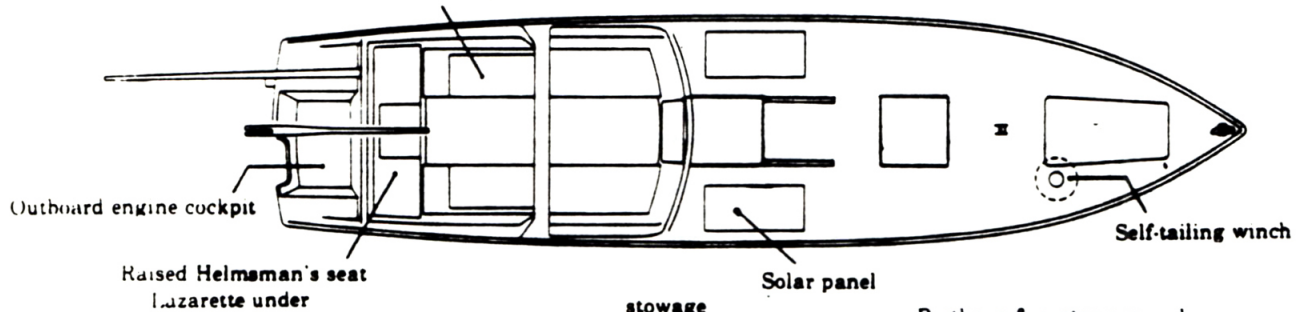




LOA 28' 3"  
 LWL 24' 9"  
 Beam 6' 6"  
 Draft (min.) 6"  
 Draft (max.) 3' 4"  
 Sail area 233 sq. ft.  
 Weight (empty) 1200 lbs.



Stowage lockers, p & s



# ★ EDEY & DUFF, LTD. ★

## FAST CRUISING SAILBOATS



SHEARWATER is a proper yacht, albeit different from the ordinary perception of what that means. In this case it means a boat that sleeps four, sails six, and feeds eight, rather than the reverse.

At the same time, SHEARWATER relieves you of most of the constraints of a proper yacht. You can leave your fear of running aground at home. She floats, and can sail, in extraordinarily thin water...as little as six inches. "Sail until the leeboard touches bottom, then tack," is the principal piloting instruction. Yet you can venture to sea safely in her, given a modicum of prudence. If you wish, you can maintain her entirely by yourself, including launching, hauling, and stepping and unstepping her spars, without the cost and hassle of a boatyard or marina. If you keep her on one of our custom designed trailers you can avoid the expense, insecurity, and difficulty of finding a mooring site in which to keep her. Your back yard will suffice.

SHEARWATER is an extension, to four berth size, of the philosophy that produced, and has been honed by development of, our well known DOVEKIE ultra-shoal draft, ultra-trailerable cruiser. She's not quite as shallow, she draws 6" to DOVEKIE's 4", but nonetheless draws a third what other shallow draft boats her size boast about. For lateral plane, she uses the same leeboards as DOVEKIE (the exact same boards, not just similar design). She also has a small (but slightly larger than DOVEKIE's) trimming centerboard way forward in the bow. To make extreme shallowness and trailerability possible, great care has been taken to keep her very light. At the same time, strength has been a prime consideration. She is built of Airex (c) foam cored/unidirectional fiberglass skinned composite. This construction has become accepted as the standard of the industry since we pioneered, and have used it exclusively, 17 years ago. Among its other virtues, the use of Airex foam makes her unsinkable. One very nice family trait that has been retained from DOVEKIE is that all aspects of handling her can be done from inside. There is no need to go on deck...although it is acceptable to do so, if you wish. Another major area of similarity is the use of carefully engineered canvas to enclose the cockpit into a weather-tight living

space. With the standard-equipment Back Porch in place, the entire cockpit becomes the main cabin/saloon/crew's mess/wardroom, with room enough for the entire crew and some guests.

Although she is less than seven feet longer, at 28'3", SHEARWATER is double DOVEKIE in nearly every respect: With a stripped weight of about 1200 pounds, twice a DOVEKIE's, she trailers very easily. She accommodates four adults, in two separate cabins, with good privacy. She has two masts and sails.

Although the lineage and character are the same, SHEARWATER differs in several important aspects from DOVEKIE. She's plainly and simply too big for oars. Her square stern provides a great place to hang an outboard. The 9.9 hp. 4 cycle Honda we offer is quiet, a veritable teetotaler, and drives, and maneuvers her like gunpowders, from a very sanitary mounting arrangement. Her size also dictates fixed running lights, which in turn require an extensive electrical system and large battery, all of which is included on the standard boat.

Her molded interior, includes two berths, and two molded sumptuous seats, and a counter to port, with a removable dish pan with galley stowage underneath, to starboard, an icebox that can also be made into a refrigerator that is driven by two large Photovoltaic solar panels.

Alright, so she's comfortable, how does she sail? She's agile, like a big dinghy, yet with her ballast, she's as stiff as a deep drift cruising boat. She's fast, dry, weatherly, and is easy to convince to steer herself. She tacks thru 90°, or perhaps a little less. Reefing is easy, and she handles quite rough water with aplomb. She heaves-to very easily. Although she can be singlehanded, she works best with a person and a quarter. Her split rig and sprit booms give benign, but spirited performance. She is the very model of a modern cruising sailboat. For those who prefer a traditional rig, we also offer a traditional yawl rig. Mainsail, with boom or sprit, a self tending headsail and the same mizzen.

For a detailed and honest brochure describing SHEARWATER and her famous little sister, DOVEKIE, send \$5US (\$7US if foreign) for mail delivery, or \$4US if picked up in person.

128 Aucott Road, Mattapoisett, Massachusetts 02739

508-758-2743