

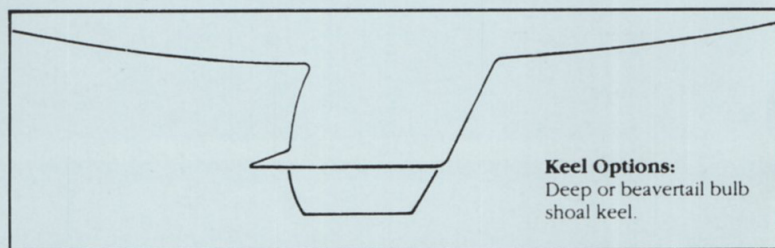
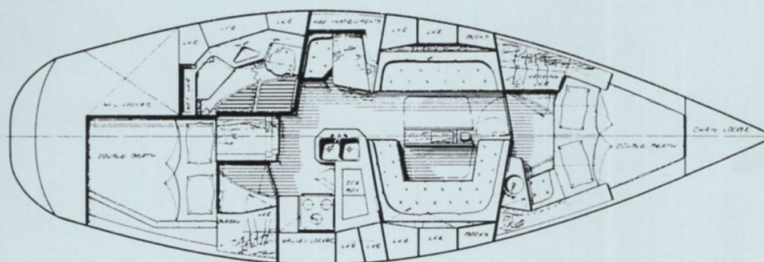
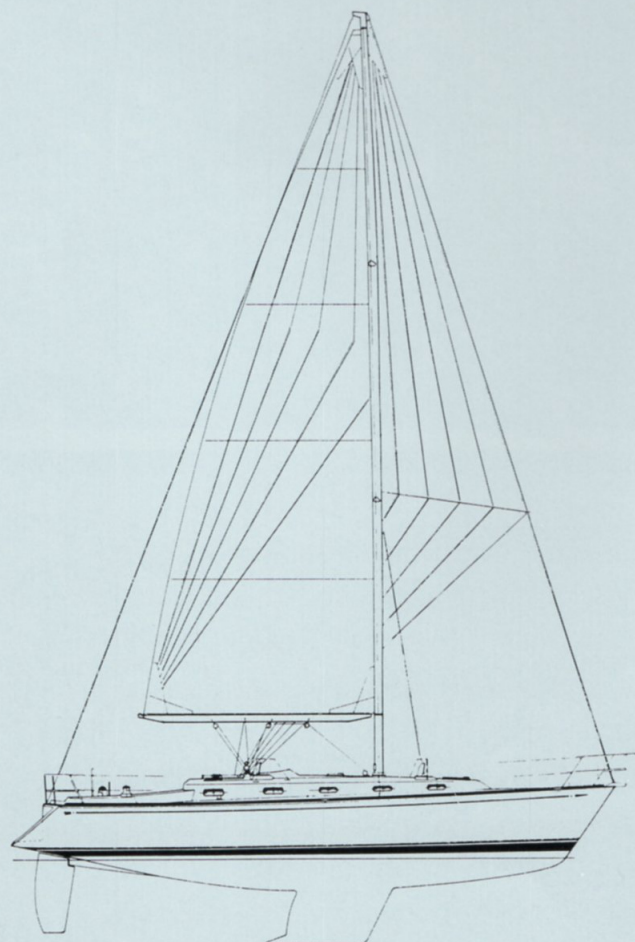
TARTAN 3800



For 35 years, Tartan has been crafting sailing yachts of uncompromising stature. Combining comfortable and stylish designs with high performance power, the Tartan line is fitting for both pleasure cruising or competitive racing. Manufacturing one of the first fiberglass hulls in 1961, Tartan quickly became a premier name in boat building. Working hard to preserve this reputation, Tartan has since commissioned nearly 4,000 yachts and has continued to redefine quality in both design and construction.

A GOOD INVESTMENT? IT HAS TO BE A TARTAN

TARTAN 3800



Keel Options:
Deep or beaver tail bulb
shoal keel.

Tartan 3800 Dimensions

Sail Area	672 sq. ft.
I - Foretriangle Height	49' 9"
J - Foretriangle Base	14' 7.5"
P - Mainsail Luff	43' 4"
E - Mainsail Foot	14' 3"
Bridge Clearance	55' 0"
LOA	38' 0"
LWL	31' 0"
Beam	12' 5"
Draft: Deep Fin	6' 10"
Beaver Tail	5' 4"
Ballast	6,500/7,000 lbs.
Displacement	16,000 lbs.
Diesel Power	37 hp
Berths	7

TARTAN 3800



Design comments by Tim Jackett

"We have enjoyed great success in this size during Tartan's history, starting with the original Hood-designed T37 'Blackwatch' through the most recent Tartan 372. Design innovation while maintaining a healthy respect for traditional aesthetics has been paramount. The **Tartan 3800** continues this leadership.

Tartan 3800 hull, keel, rudder and rig have been honed through experience to provide unmatched handling under both sail and power. Wholesome proportions produce an easily handled, agile performer. Equally important, she possesses pleasing lines, surely to be envied in any harbor.

Interior appointments feature Tartan's trademark teak joinery as evidenced by the extensive teak louvered door cabinetry, dovetail drawers and beautifully varnished drop-leaf main cabin table. The knowledgeable sailor and experienced buyer will recognize the skill and abilities of our craftsmen.

In producing a yacht of this stature, care must be taken in the selection of her hardware, fittings and components. Only the best will be found on the **Tartan 3800**; Harken deck fittings, blocks, travelers, winches, Lewmar hatches, Offshore Spars mast and booms, Edson steering system, custom stainless steel from Tops-in-Quality, Cook NPC ISO Thalic gelcoats, Interplastic vinylester resin and Baltek balsa coring to name a few. They all come together to enhance **Tartan 3800's** performance, value and durability.

Tartan, again the industry pioneer in producing yachts of uncompromising pedigree."

TARTAN 3800

HULL

- * White NPG/ISO gelcoated hull, hand laminated with alternating layers of strand mat and uni-directional "E" glass locally reinforced.
- * Partially balsa cored for stiffness.
- * Gelcoat backup layer is laminated using a 4mm barrier coat of vinylester anti-corrosive resin for blister resistance.
- * Backed by a 5 year blister guarantee.
- * Built to ABS Plan Certification

DECK

- * White, off-white or sand gelcoat with patterned, contrasting non-skid
- * Balsa cored uni-directional "E" glass laminate.
- * Hand laid with polyester resin.

RUDDER

- * Elliptical foam cored rudder blade with uni-directional FRP skins
- * 3-1/2" oversized 304 stainless steel rudder post
- * Pedestal console steering with 40" s.s. destroyer wheel
- * Emergency tiller supplied

INTERIOR

- * Structural fiberglass timbers bonded to hull
- * Bulkheads and risers are pressure laminate or teak faced plywood
- * Cabinetry and trim of hand rubbed teak
- * Cabin sole is varnished teak and holly
- * Overhead liner is teak battened FRP with strategically placed access panels
- * A selection of designer fabrics is available for interior upholstery

VENTILATION

- * Foreward stateroom: (1) 19" x 19" Lewmar deck hatch; (2) 9" Chrome dorades with guards; (2) 5"x15" portlights
- * Aft stateroom: 7" x 12" Lewmar deck hatch; (2) 5" x 15" portlights
- * Head: 5"x15" portlights; 7" x 12" Lewmar deck hatch
- * Main Cabin: (6) 5"x15" portlights; (1) 16"x16" Lewmar deck hatch; (2) 9" chrome dorade with guards; (1) companionway hatch

ENGINE/ELECTRICAL

- * 37 Hp diesel with console mount controls and instrument panel
- * 38 gallon fuel capacity (approx) with remote gauge
- * Racor fuel filter
- * 16" Fixed propeller on stainless steel shaft
- * Brass interior cabin dome lights and berth directional lights
- * Courtesy cabin sole night lights
- * Navigation lights
- * Electric sump pump
- * Electric bilge pump
- * 12 Volt DC metered panel
- * 110 Volt AC shorepower with distribution panel
- * 50 ft. shorepower cord
- * 40 amp battery charger
- * (2) 105 amp battery with selector switch
- * UL approved stranded, tinned copper ABYC color coded wiring throughout

KEEL/BALLAST

- * 6,500 lb. high lift fin or 7,000 lb. beavertail bulb keel
- * Attached to hull with stainless steel bolts

GALLEY/PLUMBING

- * 3 burner Force 10 propane gimbaled stove with oven
- * Double stainless steel galley sinks - 9" deep
- * Molded top and front load icebox, 4" foam insulated (refrig. optional)
- * Built in trash bin
- * Hot and cold pressure water and manual fresh water pump
- * Extensive lockers, shelves and drawers with teak louvered doors and teak hardwood
- * 80 gallon (approx.) freshwater aluminum tanks with visual and remote gauges
- * Corian counter tops

HEAD

- * (1) Marine head with "Y" valve and 24 gallon holding tank with deck pumpout and macerator pump
- * (1) Separate shower with plexiglass divider in head with drain to sump

ACCOMMODATIONS/STORAGE

- * Forecabin with lockers, hanging locker and (6) drawers
- * Corian vanity unit with sink and pressure water
- * Main cabin settees fitted with 6" thick tapered cushions
- * Furniture grade bunk cushions
- * Main cabin with teak hardwood cabinets throughout
- * Large storage outboard of main cabin seatback
- * Varnished drop leaf centerline table
- * Full navigation station
- * Navigation locker with storage space for extensive electronic installations
- * (3) drawers and tube chart storage
- * Aft double quarterberth with 78" x 60" cushions
- * Storage below quarterberth
- * Cockpit seat locker port
- * Helmseat storage bin starboard
- * Propane gas storage port
- * Hinged storage on top of engine box

SPARS/RIGGING

- Mast:
 - * Aluminum polyurethane finished double spreader, tapered mast
 - * 1" x 19" s.s. standing rig with turnbuckles
 - * Bow light with foredeck illumination light
 - * Masthead light
 - * Mast wiring conduit
 - * Internal halyards
 - * VHF Coax

Boom:

- * Aluminum polyurethane finished boom
- * Single line slab reefing led aft: one line reefs both luff and leech
- * Internal 4:1 outhaul
- * (3) Sheave outboard endcap
- * (3) Sheave inboard endcap
- * 2-part boom topping lift

RUNNING RIGGING

- * (1) Wire/rope genoa halyard
- * (1) Low stretch main halyard
- * (2) Dacron genoa sheets
- * (1) Dacron mainsheet
- * (2) Traveler taglines
- * (2) Reef lines

DECK HARDWARE

- * (2) Harken 48.2 STC (self tailing) primary winches
- * (2) Harken 32.2C halyard aft led winches
- * (1) Harken 32.2 STC (self tailing) mainsheet winch
- * 24 in. double s.s. bow and stern rails
- * 24 in. double lifelines
- * Swim ladder
- * Boarding gates port and starboard
- * Custom stainless steel stemplate with tackfitting double anchor roller
- * Molded foredeck anchor locker with overboard drain
- * Teak toerails (aluminum toerails optional)
- * Stainless steel bow mooring chocks with stainless steel cleats
- * Stainless steel mid-mooring chocks with stainless steel cleats
- * Stainless steel aft mooring cleats
- * Teak taffrails
- * Outboard 1 1/4" with (2) car and (2) snatch blocks
- * Inboard genoa track 1 1/4" with (2) adjustable wide sheave cars
- * (2) Harken winch handles
- * (3) Spinlock Express rope clutches for aft leads
- * Harken deck turning blocks for aft led halyards
- * 4-part Harken mainsheet system lead to winch
- * Harken mainsheet traveler with tagline adjustment
- * Lewmar deck hatches
- * Cast aluminum mast collar with stainless halyard organizer
- * On deck drains to waterline outlet
- * Housetop teak handrails
- * Manual deck mount bilge pump
- * Ritchie SP-5 binnacle compass

TARTAN 3800

OPTIONS

- * Colored hull
- * Rope Boom Vang
- * Offshore Rod Vang
- * Steel storage cradle
- * Secondary winches
- * Spinnaker gear
- * Second electric bilge pump
- * Cockpit hot and cold shower
- * Adler Barbour refrigeration
- * Second genoa halyard led aft
- * Black anodized aluminum toerails

Note: Specifications and prices are subject to change without notice including after receipt of customer's orders until final delivery.

TARTAN 3100

TARTAN 3500

TARTAN 3800

TARTAN 4100

TARTAN 4600

Tartan Yachts, Inc. - 320 River St. - Grand River, Ohio 44045 - (216)354-3111 - FAX: (216)354-6162

A GOOD INVESTMENT? IT HAS TO BE A TARTAN