

Taswell 43

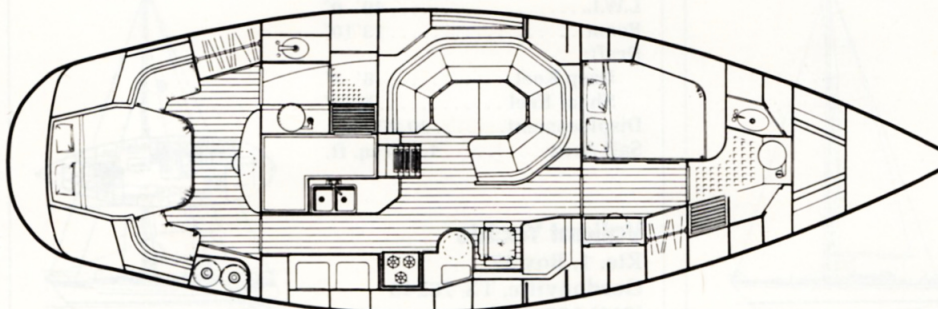
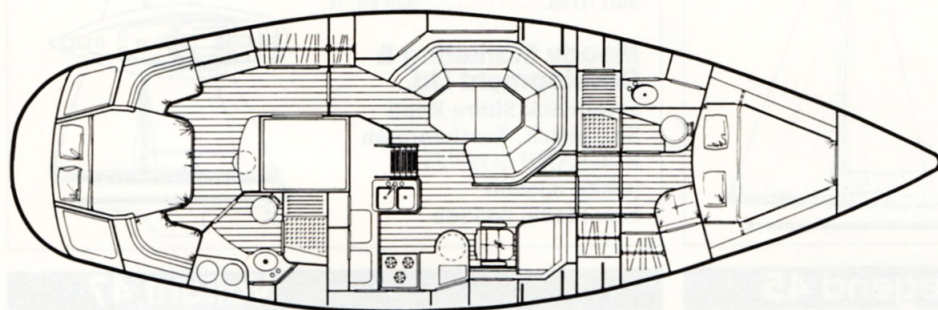

43'

The Taswell 43 is the first of an entirely new performance-cruising yacht series from Ta Shing, builder of the respected Tashiba and Mason series of cruising yachts.

Noted British naval architect Bill Dixon used a computer database to meet Ta Shing's design parameters: to combine excellent sailing performance with exceptional interior accommodation.

The Taswell 43 has a highly efficient distribution of volume across her hull form. A sail/displacement ratio of 16.75 promises excellent sail-carrying ability and performance under a wide variety of conditions.

The deck features low-profile styling and a secure center cockpit to which all sail controls are led. The deck is clean and sleek for unobstructed foredeck work. Belowdecks, notable features include an expansive owner's cabin with an enclosed head, a seamanlike galley, and a functional navigation station.



L.O.A.	42' 10"
L.W.L.	38' 4"
Beam	13' 8"
Draft:	
Deep Keel	6' 3"
Shoal Keel	5' 3"
Displacement	23,500 lbs.
Sail Area:	
100% Foretriangle	467 sq. ft.
Main	392 sq. ft.
Rig Dimensions	
Foretriangle:	
I (Height)	55' 0"
J (Base)	17' 0"
Main:	
P (Luff)	49' 0"
E (Foot)	16' 0"
Rig	Forespar
No. of Berths	4-6
Water Capacity	192 gal.
Fuel Capacity	82 gal.
Auxiliary	55 H.P.
	Yanmar 4JH-TE
Sails	Neil Pryde
Winches	Lewmar
Steering	Edson
Blocks	Lewmar
Designer	Bill Dixon, N.A.
Year Introduced	1987

YACHTBUILDERS

TA SHING

TO THE WORLD

Ta Shing Yacht Building Co., Ltd.

4 Shing Yih Road
An-Ping Industrial District
Tainan

TAIWAN, R.O.C.

(06) 2615176-9

Fax: (06) 2644672

Ta Shing Yacht Service Co. (USA)

201 Shipyard Way, Berth A,
Cabin 6C
Newport Beach, CA 92663
(818) 307-5037

For More Information Circle No. 302