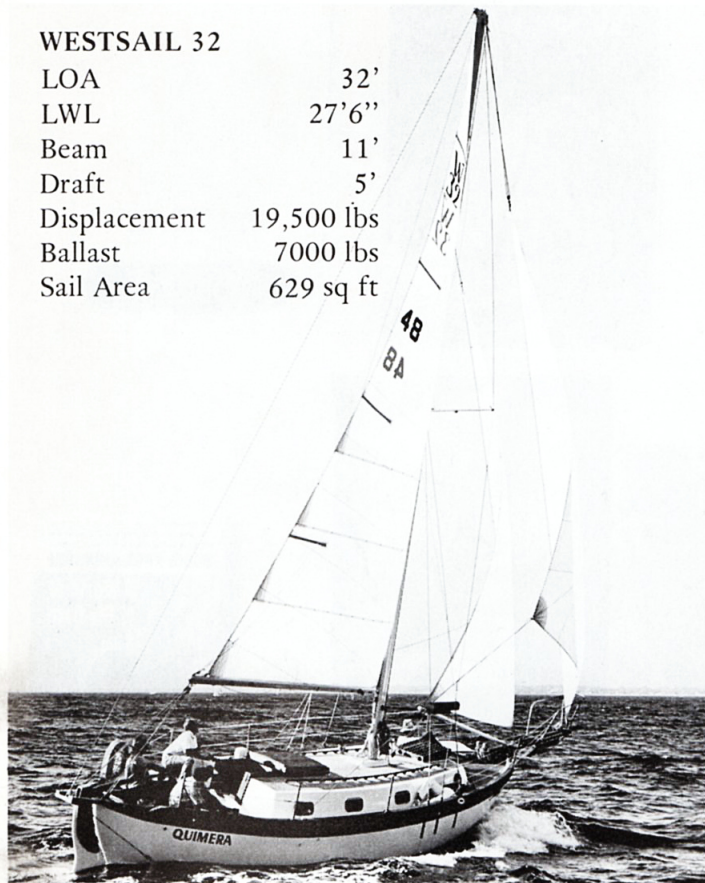


West sail The World

WESTSAIL 32

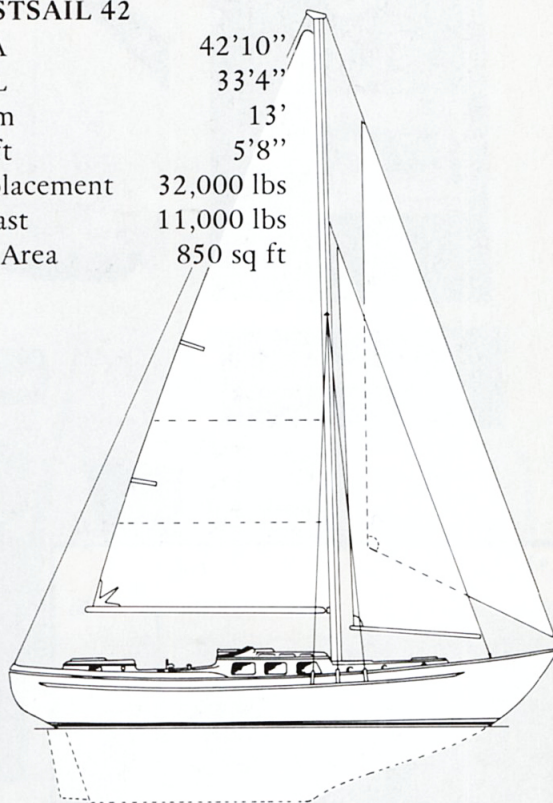
LOA	32'
LWL	27'6"
Beam	11'
Draft	5'
Displacement	19,500 lbs
Ballast	7000 lbs
Sail Area	629 sq ft



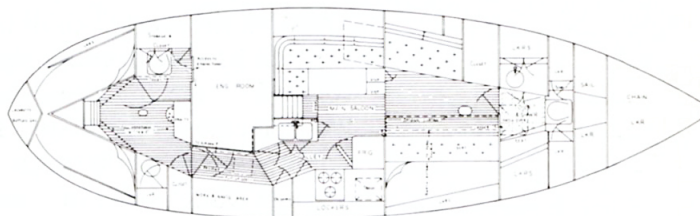
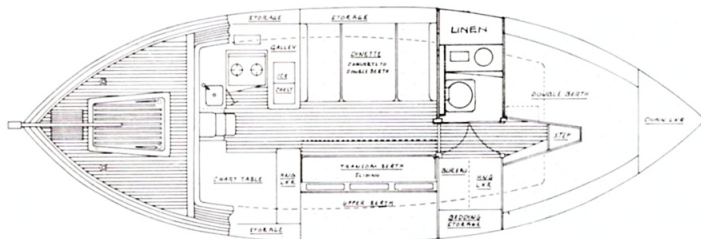
\$34,950 including 25 hp Volvo diesel engine, spacious all wood interior. Extra ruggedly constructed world cruiser ideal for a couple or singlehander. Accommodations for up to 7.

WESTSAIL 42

LOA	42'10"
LWL	33'4"
Beam	13'
Draft	5'8"
Displacement	32,000 lbs
Ballast	11,000 lbs
Sail Area	850 sq ft



\$58,950 including 50 hp Perkins diesel, spacious all wood interior, pressure water, shower, propane stove with oven, lifelines, refrigerator, etc. Extra ruggedly constructed 3-cabin family world cruiser. Accommodations available for up to 8.



OPTIONAL EQUIPMENT

WESTSAIL 32

Teak decks	\$1575
Teak stripped cabin sole	500
Hinged mast tabernacle	500
Working sails for cutter	975

WESTSAIL 42

Teak decks	\$1750
Ketch rig in lieu of cutter	3350
Working sails for cutter	1555
Working sails for ketch	1830

Many other options available. Inquire.

PRICES SUBJECT TO CHANGE WITHOUT NOTICE

BOTH BOATS ALSO AVAILABLE IN SEVERAL STAGES OF COMPLETION

WESTSAIL CORP., 1638 Placentia Ave., Costa Mesa, California 92627 (714) 642-8961
After April 1, 1974: WESTSAIL EAST, Wrightsville Beach, N.C. 28480 (919) 256-4161

See over for additional literature.