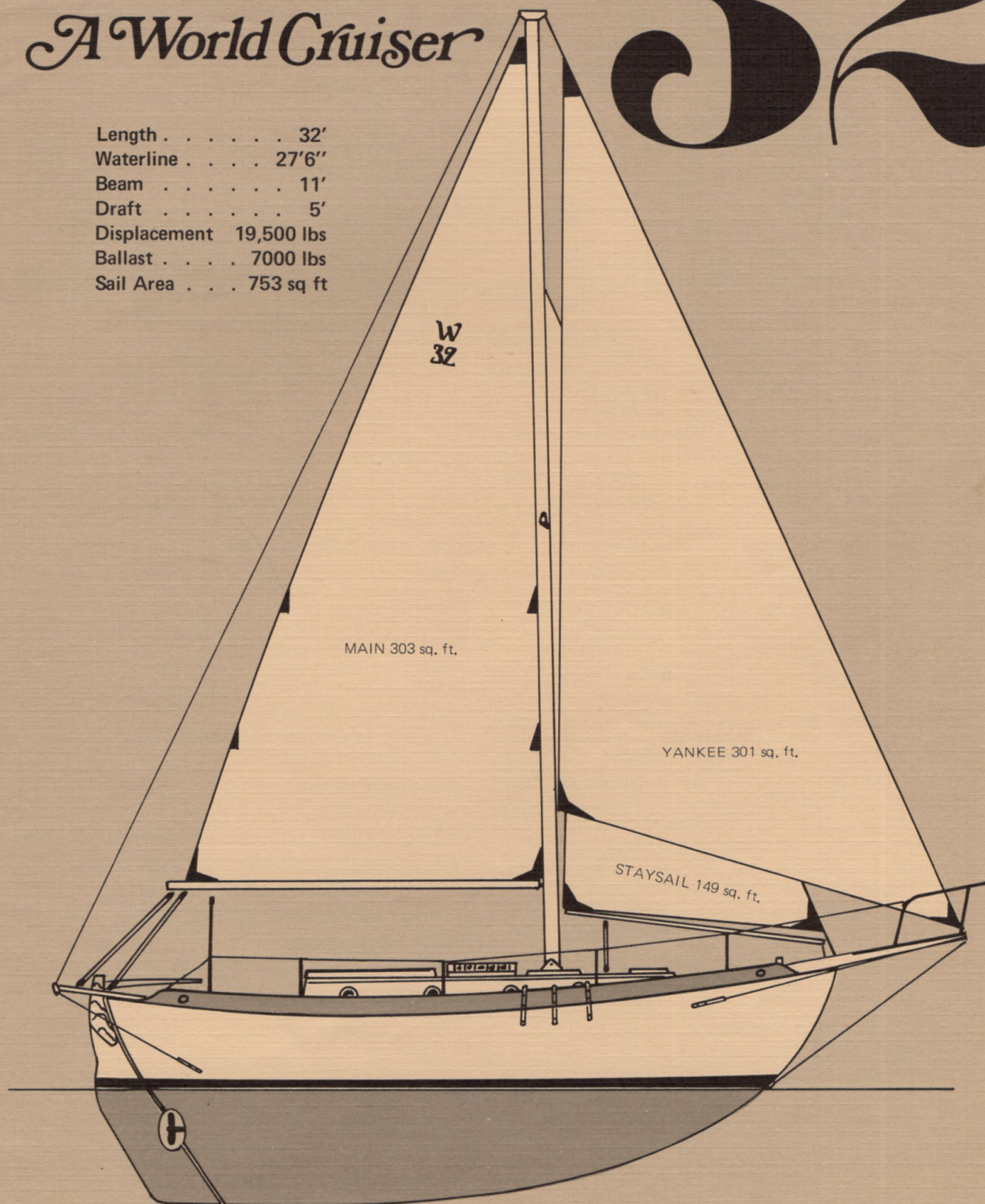


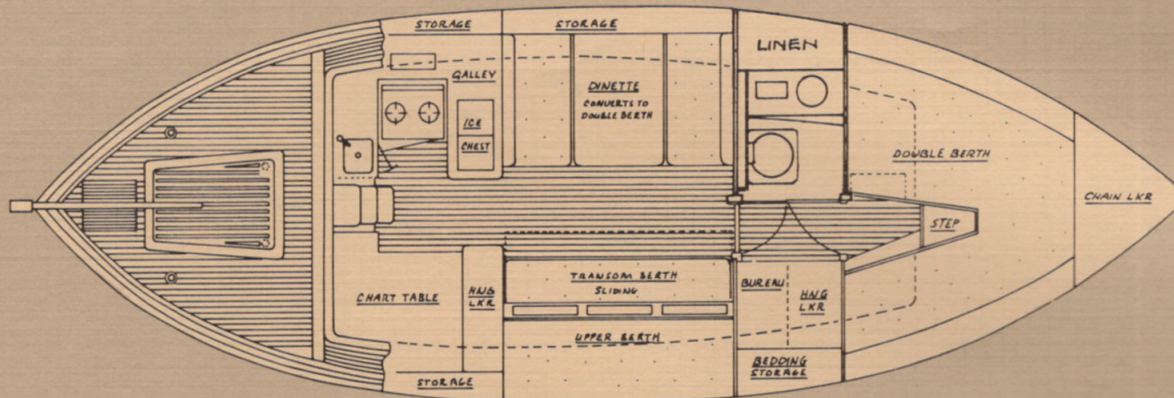
WESTSAIL® 32

A World Cruiser

Length 32'
Waterline 27'6"
Beam 11'
Draft 5'
Displacement 19,500 lbs
Ballast 7000 lbs
Sail Area 753 sq ft



Standard Equipment List



WESTSAIL 32 SHIPMASTER

Finished as a complete boat in gleaming hardwoods and bronze the Westsail 32 shipmaster is ready for you to outfit her yourself with sails, winches, and cruising gear of your choice. You can have Westsail install part of your gear or ours in our custom shop, then complete her outfitting yourself, if you like. The Westsail 32 shipmaster is described below by the following specifications.

GENERAL

Quality: All components are of first quality throughout, with polyester resin applied in accordance with manufacturer's recommendations under controlled conditions.

Hull Laminate: Consists of two coats of gelcoat (standard color: ivory) followed by twelve layers of hand-laid up fiberglass material totalling a minimum of 81 oz. per sq. yd. of fiberglass mat, and 120 oz. per sq. yd. of fiberglass woven roving. Boot and rail stripe, gelcoated in.

Deck Laminate: Consists of two coats of gelcoat (standard colors: ivory base and camel non-skid) followed by a minimum total of 102 oz. per square yard of hand-laid up fiberglass materials enclosing a core of 1/2" plywood. Additionally, the mast step encloses a 2" thick plywood core. The deck is a one-piece molding including the cabin trunk and cockpit, and is complete with non-skid and teak trim.

Rudder: Fiberglass construction with bronze pintles, fiberglass gudgeons, and teflon thrust washers. Pintles are bronze-bolted to rudder; gudgeons are bronze-bolted to a solid portion of the hull that is fiberglass sealed and stiffened to prevent any possibility of hull leaks.

Ballast: Composed of 7000 pounds of lead all sealed and bonded to hull with glass mat and roving.

DECK EQUIPMENT

Exterior Joinerwork: Teak or suitable hardwood. Corners are rounded to prevent injury to crew. Included are teak caprails, rubrails, and handrails.

Bow pulpit, bowsprit platform with anchor roller, and double lifelines with stanchions are installed with lifeline gates each side.

Companionway Hatch: Sliding teak with teak sea hood. Equip-

ped with teak drop boards, a hasp and combination lock.

Forward Hatch: Plexiglass with teak slats and teak trim, hinged at aft edge and equipped with dog and safety chain.

Lazarette hatch and seat locker hatch with access to wet locker with drain overboard.

Main cabin teak skylight.

Cockpit: Molded one-piece with deck and fitted with teak-stripped sole. The sole is bolted and sealed but is removable for major engine service. The cockpit is self-bailing, fitted with two 1 1/2" drains, connected to sea-cocks below the waterline.

Forward Samson Posts: 2" x 4" double, select grade wood. Cleats and mooring bits.

Hawse Pipes: Cast bronze; 2 forward, 2 aft, with 2 amidships as scuppers.

Port Lights: Four 6" and six 8" bronze opening port lights.

Through Hull Fittings: Bronze below the water line and fitted with through-bolted bronze sea-cocks.

Two mast pulpits, pinrails, and belaying pins.

SPARS AND RIGGING

Spars: Heavy wall section aluminum spars with protective ivory paint.

Mast: Fitted with spreader lights, masthead light, bow light, red-over-green navigation lights, radio coax, and messenger line to facilitate any future wiring additions. All wires are enclosed in PVC tubing that is attached to the inside of the mast. An extra, unused set of sheaves is standard at the masthead. Storm trysail track is standard.

Main Boom: Fitted with fixed gooseneck, topping lift controlled from cleat forward on boom. Main boom sheeted to boomkin.

Staysail Boom: Fitted with topping lift, outhaul; sheeted to deck block and aft to the starboard side of the cabin top at the cockpit.

Laminated wood bowsprit, wood boomkin with stainless steel crossmember.

Running Rigging: Includes main, staysail, and jib sheets of ½" braided line; ½" prestretched halyards for main, staysail, and jib. Staysail topping lift and outhaul are all line; main topping lift and outhaul are combinations of plastic coated stainless steel wire and line.

Standing Rigging: Includes forestay, staysail stay, permanent back stay, upper shrouds, and fore and aft lower shrouds. The bowsprit is fitted with bobstay and whisker stays; the boomkin is fitted with stays. All standing rigging is minimum 9/32" diameter, 1x19 stainless steel with ½" turnbuckles fitted with toggles, with marine eyes on wire.

ENGINE AND ELECTRICAL

Fiberglass engine room liner with oil drip pan to prevent fuel, oil, or grease spills from entering the bilge.

Engine: Volvo Penta MD 11C diesel rated at 25 hp and equipped with electric start, fuse protected alternator, and raw-water cooling with raw-water strainer.

Fuel Capacity: 68 gallon fuel capacity with shut-off and deck fill, installed in the engine room. This capacity provides an approximate cruising range of 800 miles. (Approximately ½ gal. per hour at 6 knots.) Fuel filter and water separator between tank and engine.

Controls: Single-lever engine controls. Recessed instrument panel with tachometer, water temperature light, charge and oil pressure indicator lights, key start, engine stop control, and oil pressure audio alarm.

One heavy duty 12V battery with selector switch and battery charge indicator.

International navigation lights.

Circuit breaker master electrical panel, ten 12V cabin lights and one engine room light.

110V electrical system with eight duplex bulkhead receptacles with shore power cord.

PLUMBING

Water Capacity: 80 gallon total fresh water capacity in two 40 gallon aluminum tanks with selector valve.

Head: Full size, hand-pump marine head with holding tank, deck discharge, & overboard discharge. Double door head with stainless steel sink and toilet, stowage lockers.

Bilge Pump: Manual bilge pump operated from cockpit (1½" clear hose, bronze through hull with bronze strainer.

Galley salt water pump.

Water System: Foot-operated fresh water pump in galley; hand-operated fresh water pump at lavatory sink in head.

INTERIOR

Cabin: Molded fiberglass non-skid cabin sole throughout with teak cabin sole hatches that provide excellent access to the bilges.

Joinerwork: All interior joinerwork is teak and mahogany or suitable hardwood. Heavy duty handrails throughout with sturdy corner posts, sea rails, and fiddles. All with rounded corners to prevent injury to crew.

Overhead: Tongue and groove ash with deck beams.

Formica (or equivalent) covered dresser and table tops. Dinette table also formica (or equivalent) topped with teak sea rails. Dinette converts to a double berth. Teak-trimmed bookcase and locker above dinette.

Berths: Pilot berth and heavily constructed, slide-out transom berth. Double berth in forward cabin. Teak ceiling outboard of pilot berth, dinette bookcase, and forward double berth.

Ice Box: Top-loading, 5.75 cu. ft. ice box with molded fiberglass liner and over two inches of closed-cell foam insulation and vapor barrier. Teak lids and teak shelf.

Stainless steel galley sink with drain overboard through bronze seacock.

Formica (or equivalent) topped chart table with chart-sized teak drawers and storage drops.

Cruise durable, stain resistant decorator suchions in choice of colors, decorator samples from Westsail.

Removable teak companionway ladder for easy engine room access.

Stowage: drawers with teak fronts; self-locking, lift-to-open type; 2 hanging lockers (forward one cedar lined); double sliding door cabinets, cabinet lockers, exposed lid lockers, and hidden lid lockers.

WESTSAIL 32
PRICES AND SPECIFICATIONS SUBJECT
TO CHANGE WITHOUT NOTICE 12/76

WESTSAIL 32 VOYAGER

She's everything you need for sea trials and your voyage! If you plan on weekendng in nearby islands for a while, this Westsail is all you will need till you're ready for longer passages. She's outfitted for economy and quality, and she's the most reasonable way to begin YOUR cruising life. The Westsail 32 voyager is a shipmaster plus the following:

Suit of working West sails: 7.75 oz. main, 7.25 oz. staysail,
6.5 oz. yankee jib
Sail covers (choice of colors)
Winches: 2 Barlow No. 24 (or equivalent) bronze sheet,
3 Barlow No. 16 (or equivalent) bronze halyard
Stove: Kerosene, alcohol, or propane
Anchor package No. 1
Compass, Ritchie SBN-40
Curtains over portlights

Depth sounder, Morrow 60/60
Telcor series 190 0-12 knotmeter
Telcor 195 distance log
Boom gallows
Name and hailing port painted on stern
Cockpit cushions, closed cell foam
Lightning protection
Radio grounding package
Radio direction finder
Bottom paint

WESTSAIL 32 PASSAGEMAKER

Now you're really set for any kind of cruising with a flexible complement of sails and the Westsail luxury trademark — gleaming teak decks and teak stripped cabin sole! You can go offshore, across oceans, or wait till the spirit moves you to drop the docklines and sail away. With the passagemaker you'll go in safety and style! She's outfitted the way many of our world cruisers have departed . . . not extravagant but equipped with good sound time-proven gear. The Westsail 32 passagemaker is a voyager plus the following:

Balance of coastal sails package: 5.5 oz. genoa, 1.5 oz. nylon
drifter, 9.25 oz. storm jib
Jiffy reefing
Boom vang
Main and staysail traveller with main sheet winch,
Barlow No. 16 (or equivalent)
Ventilators, 4
Running backstay system
Genoa track package
Wind speed and direction indicators

Teak stripped cabin sole
Second anchor roller and deck cap
Stern anchor package No. 4
Minor engine spare parts kit
V-berth filler with cushion
Battery charger
Extra battery
Teak decks
VHF radio

WESTSAIL 32 CIRCUMNAVIGATOR

The circumnavigator is the ultimate cruising sailboat, completely outfitted for world voyaging — all you need add is you and your personal belongings. Equipped with time tested Westsail gear, the circumnavigator is designed for the sailor who wishes to leave for a long distance cruise without the usual delays of ordering and specifying special equipment or for the busy individual who feels he hasn't the time to research every option, but wants what Westsail recommends as the best there is. The gear covers every eventuality from sunshades and wind scoops for the tropics to a dodger and good heater for Northern latitudes to a drifter for the doldrums to storm sails for more exciting times. The Westsail 32 circumnavigator is a passagemaker plus the following:

Balance of offshore sails package: 2.2 oz. reacher, 7.25 oz.
working jib, 9.25 oz. storm trysail
Volvo MD17 or Perkins 4-108 in lieu of standard
Deluxe instrument panel
Pressure water with shower and 110V heater
Heating stove
Mast stairs
Tabernacle rigging
Self-steering vane
Reaching pole
Masthead strobe light
Shaft Lock

SL555 anchor windlass (or equivalent)
Major engine spare parts kit
Port light screens
Dodger
Sunshade
2 Wind scoops
Teak stripped cockpit sole
Electric bilge pump
Barient winches, two No. 23 self-tailing and four No. 10
in lieu of standard
Morrow 120/120 depth sounder in lieu of standard
Stereo system cassette
Single sideband radio with insulated backstay

Any Westsail model from bare hull to circumnavigator may be modified in our custom shop to your exact specifications. If, for example, you want a boat outfitted somewhere between a voyager and a passagemaker, we will build your voyager and our custom shop will quote you for any additions or modifications you wish to make. For custom quotes, please call (714) 549-9711.

PRICES AND SPECIFICATIONS SUBJECT TO CHANGE WITHOUT NOTICE

12/76

Questions & Answers

Q *Is a 32' boat really big enough for two people to cruise and live aboard in comfort? Most of the 32 footers I've seen look pretty cramped.*

A Ah yes, then you haven't seen a Westsail 32! The way to determine interior space is by beam, waterline, and how far forward the widest part of the beam is carried (check plan views for this judgement). Another indication is displacement. You will soon see that the 11' beam and 27' 6" waterline of the W32, as well as the 19,500 pounds displacement, are found only on other 35-40' boats—much better for comparison! The thing that will really convince you is when you see one — if you're planning to buy a boat soon, don't hesitate to walk, run, sail, drive, or fly to the nearest demonstrator boat — you won't regret it!

Q *Are your delivery dates really as bad as I've heard? Why don't you build more boats?*

A Since its inception Westsail increased production significantly, making deliveries much more reasonable in length than they once were. However, we now are in limited production to assure quality, so it is advisable to place your order as soon as you have some idea when you want a boat.

Q *Are there any used Westsails on the market?*

A A few of the first boats have changed hands, but generally few people seem interested in parting with their Westsail as yet. If and when they should become interested, Westsail acts as a referral service for used boats.

Q *Is a deck-stepped mast really strong enough for a sea going boat?*

A Mast and deck construction have a lot more to do with keeping your mast in a storm than does the age old debate "stepped on deck or stepped on the keel." The deck on the W32 is constructed as heavily as the hull itself with a support structure that transfers load to a husky corner post and bulkhead in the cabin below. This structure in turn is stepped on the keel. The cabin top is reinforced with three layers of $\frac{3}{4}$ " plywood bonded into the deck in a raised area under the metal mast step. The bulkhead is securely fastened to the deck with the two laminated deck beams. This mast stepping arrangement allows for a hinged tabernacle for canal cruising where desired. It is equally as strong as a keel stepped mast, and offers the additional advantage that should the "ultimate wave" actually take the mast, it won't take the deck with it.

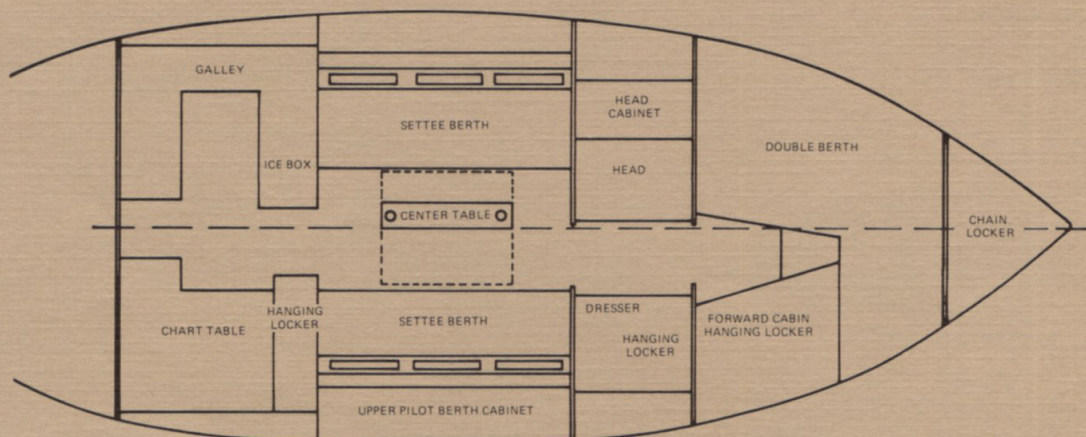
Q *How does the boat sail in light air?*

A Due to her large, high aspect sail plan, the W32 is quite lively, even in the lightest breeze. The momentum of her heavy weight carries her along through puffs and brings her about readily. She really holds her own against many of the lighter displacement boats her size and larger.

Q *How high can she point?*

A Believe it or not, in calm waters we've pointed up to 35° to the wind with the boat footing quite well, and she moves exceptionally at 40°.

Optional center table interior



Custom Boats

WESTSAIL 32 BARE HULL



Fiberglass hull, fiberglass sheer clamp as described under Westsail 32 Shipmaster, General Section, "Quality" and "Hull Laminate".

WESTSAIL 32 FIBERGLASS PARTS



When you begin with fiberglass parts you have an opportunity to really save substantially, starting with a package savings of \$200. Again, our construction manual will take out the guess work. Plan on 1 - 1½ years to finish her out. The package includes:

Hull (See above)

Two color deck with cockpit, non-skid molded in, installed, (See Shipmaster).

Ballast, all lead, installed

Cabin sole, installed

Rudder (see Shipmaster), gudgeons, and pintles installed

Construction manual

Sail emblem pattern

WESTSAIL 32 CUSTOM SAILAWAY



An economical way to enjoy your cruising sailboat while you build your interior exactly the way you want it. The boat is useable upon delivery, both to sail on and to live in (if you don't mind a rather spartan existence). The custom sailaway is complete on the exterior ready to sail, including a suit of sails. Inside, she's bare bones down to the cabin sole. Within a couple of weeks you can have a comfortable bunk and rig up a stove. A couple of months and you'll be putting on finish trim. Working from the most complete finishing manual available (it's the same one used in our yard) you can't go wrong. The sailaway includes:

EXTERIOR

A Fiberglass Parts package (see above) plus:
Cockpit drains
Forward, main, after deck hatch, and skylight
Tiller, rudder cheeks
Caprials, handrails
Two scuppers
Lazarette storage area
Bowsprit, boomkin
Mooring cleats

INTERIOR

A Fiberglass Parts package plus:
Three structural bulkheads, installed
Temporary ladder
Construction manual
Two deck beams on main cabin bulkhead and mast post
Manual bilge pump
Full fuel and water tanks (see Shipmaster)

SPARS & RIGGING

Heavy wall section aluminum spars
9/32" 1 x 19 stainless steel standing rigging
½" turnbuckles and toggles
Blocks and cleats necessary to sail
Bobstay and whisker stays with fittings
Suit of working West sails, including running rigging
Chainplates and parts necessary to step the mast
Winches: 2 Barlow No. 24 (or equivalent) bronze sheet,
3 Barlow No. 16 bronze halyard

POWER OPTION (at additional cost)

The custom sailaway is available as a custom poweraway with the following additional parts installed.
Volvo MD 11C engine installed ready to run, engine pan, battery with switch and cables, engine seacock and plumbing, shaft log and prop, engine controls and instrument panel, exhaust system, fuel filter, water trap. Installed and tested.

PRICES AND SPECIFICATIONS SUBJECT TO CHANGE WITHOUT NOTICE
ALL PARTS AND MATERIALS FOR FINISHING OUT ARE AVAILABLE, INQUIRE.

12/76

WESTSAIL 32 CUSTOM LIVEBOARD



SPARS & RIGGING

Cutter rig with spars, rigging, and winches as on the custom sailaway plus:

Spreader lights, anchor light, international navigation lights
Storm trysail track
Radio coaxial

EXTERIOR

A Custom Sailaway plus:

Running lights installed, with temporary wiring
Samson posts
Four hawse pipes

**ALL PARTS AND MATERIAL FOR FINISHING OUT
CUSTOM BOATS ARE AVAILABLE, INQUIRE.**

**PRICES AND SPECIFICATIONS SUBJECT TO CHANGE
WITHOUT NOTICE**

The ultimate bargain! A semi-finished Westsail 32 with all the hard, heavy work done! You can move aboard, use the boat for a voyage, and take your time doing the finish detail work, shopping for bargains! It's like a custom sailaway with the power option plus a pre-assembled, installed, untrimmed interior and a few accessories to really make living aboard possible. Put a little talent to use and your boat will look better than the factory completed ones in no time at all. The custom liveaboard includes:

POWER

Total "Power Option" on Custom Sailaway is standard on this package.

Volvo MD11C engine installed ready to run, engine pan, battery with switch and cables, engine seacock and plumbing, shaft log and prop, engine controls and instrument panel, exhaust system, fuel filter, water trap. Installed and tested.

INTERIOR

A Custom Sailaway plus:

Untrimmed plywood furniture, cabinets, and bulkheads assembled, installed, and bonded in
Two 12V electric lights, temporarily installed
Hand pump in galley
Galley sink and seacock
One-burner gimbaled kerosene stove
Dinette or settee berth/bunk cushions (choice of fabrics)
Self-contained (portable) head, installed
Fiberglass ice box, foamed and installed
WSS electrical panel, necessary circuit breakers, wired and installed (but easy to add to)

Thinking of building a boat?

"FROM A BARE HULL" by Ferenc Mate

Over 500 pages!

Here's a book that has the answers to all your questions when you're wondering where to buy it, how to design it, and how to build it. Written by a Westsail owner while he was completing his own 32 footer from fiberglass hull and deck, "From a Bare Hull" is as good as having an old world craftsman looking over your shoulder while you're working.

You'll find chapters on what tools to get and how to use them, how to plan your interior, tips and techniques for every phase of construction, and the only complete listing with drawings of all the reputable builders offering kit boats. With this book you needn't worry "can I do it myself?" With hundreds of drawings and photographs, the mystery will disappear.

It is available from Westsail Corporation, P. O. Box 1828, Costa Mesa, CA 92626 for \$21.00 postpaid.



WESTSAIL CRUISING CENTERS

with a Westsail 32 in the water available for your inspection

SOUTHERN CALIFORNIA

Newport Beach Cruising Center
Lido Village Center, Suite 201
3432 Via Oporto
Newport Beach, CA 92663
(714) 675-5190

NORTHERN CALIFORNIA

San Francisco Cruising Center
108 Caledonia Street
Sausalito, CA 94965
(415) 332-5212

WASHINGTON

Seattle Cruising Center
1219 Westlake Avenue North
Seattle, WA 98109
(206) 285-6230

CONNECTICUT

Connecticut Cruising Center
World Cruising Yachts, Inc.
119 Rowayton Ave.
Rowayton, CT 06853
(203) 853-4744

NORTH CAROLINA

Wrightsville Beach Cruising Center
Seagate Yachts
1322 Airlie Road, P.O. Box 858
Wrightsville Beach, NC 28480
(919) 256-4597

FLORIDA

Florida Cruising Center
1871 S. E. 17th Street
Ft. Lauderdale, FL 33316
(305) 523-1434

CHESAPEAKE BAY REGION

Chesapeake Bay Cruising Center
Horn Point Harbor
P.O. Box 3342
107 Eastern Ave., Eastport
Annapolis, MD 21403
(301) 267-9770

TEXAS

Houston Cruising Center
FM 2094, Kemah, TX
Mailing address:
Houston Seabrook Yacht Sales
P. O. Box 341
Seabrook, TX 77586
(713) 334-2911

NEW ENGLAND

New England Cruising Center
World Cruising Yachts, Inc.
91 Front Street
Marblehead, MA 01945
(617) 631-2900

EASTERN CANADA

Toronto Cruising Center
Westlyn Enterprises, Ltd.
30 Beechwood Ave., Willowdale
Ontario Canada M2L 1J1
(416) 223-7961

WESTSAIL 32 REPRESENTATIVES

with a Westsail 32 available for your inspection

HAWAII

Dr. Sam P. Gingrich
P. O. Box 857
Kamuela, Hawaii 96743
(808) 885-7351

ALASKA

Bel Kozlowski
Alaskan Yacht Sales
Box 79A, Star Route A
Anchorage, AK 99507
(907) 344-7953, (907) 344-5693

MICHIGAN

Avon Sailboats (custom boats)
1033 East Auburn
Rochester, MI 48063
(313) 852-2211

LOUISIANA

Bass-Martin, Inc.
838-40 N. Rampart
New Orleans, LA 70116
(504) 524-5306

MISSOURI

Tom Tenholder
136 S. County Centerway
St. Louis, MO 63129
(314) 892-8977

OHIO

Warren Sears
2917 Van Aken Blvd.
Cleveland, OH 44120
(216) 283-8471

NEVADA

Richard Kaiser
2625 Monterey Circle
Reno, Nevada 89509
(702) 826-2642

MINNESOTA

Cy Smythe/Dick Bernick
North Wind Nautic
P. O. Box 1184
St. Cloud, MN 56301
(612) 252-6442

CALIFORNIA

Alan Clammer
750 Ladera Lane
Santa Barbara, CA 93108
(805) 969-4653

ARIZONA

Ervin Weiland
4050 W. Whitton
Phoenix, AZ 85019
(602) 272-8292

VERMONT

Ted Riehle
P. O. Box 2165
South Burlington, VT 05401
(802) 864-7818 (evenings)

OREGON

Blue Water Yachts
1555 N. W. 6th Ct.
Gresham, Oregon 97030
(503) 222-3363

EUROPE

Robin Knox-Johnston
Cherry Tree, School Lane
Hamble, Hampshire SO3 5HR
England Hamble 3366

VIRGIN ISLANDS

Stuart Michel
Sailor's World, Inc.
P. O. Box 3123
St. Thomas, V. I. 00801
(809) 775-2080

WESTERN CANADA

Norm Swail
2010 Queen's Ave.
W. Vancouver, B. C.
Canada V7V 2X9
(604) 922-5164

FORM 104

WESTSAIL®

WESTSAIL CORPORATION P. O. Box 1828, Costa Mesa, California 92626 (714) 549-9711