


# WESTSAIL®

## A World Cruiser

# 43

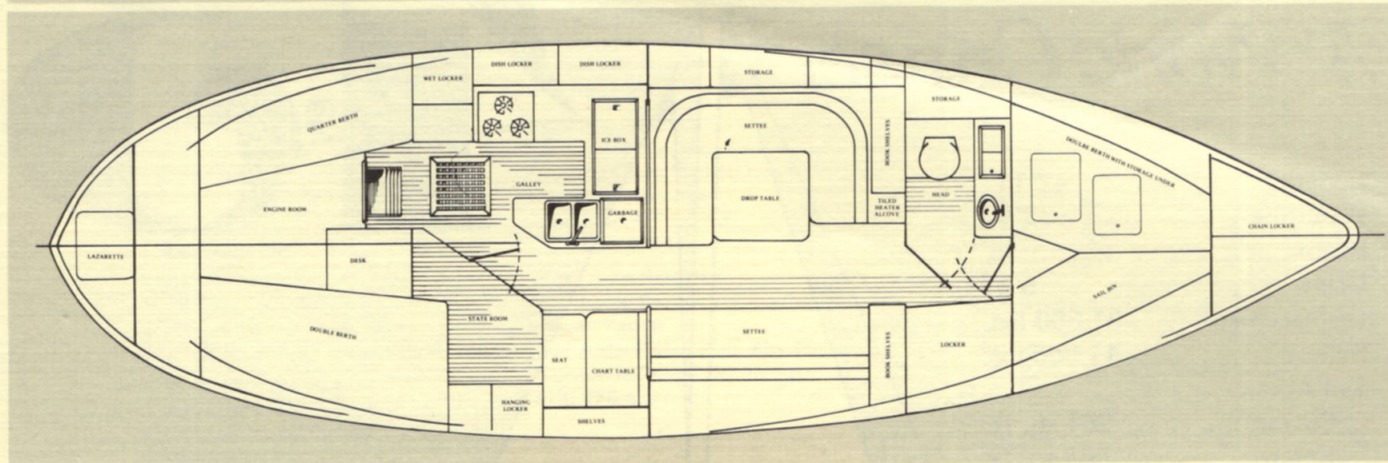
Length . . . . . 42'11"  
Waterline . . . . . 33'4"  
Beam . . . . . 13'  
Draft . . . . . 5'8"  
Displacement . . 31,500 lbs.  
Ballast . . . . . 11,000 lbs.  
Sail Area  
Cutter . . . . . 961 sq. ft.  
Ketch . . . . . 1081 sq. ft.

Designed by WIB Crealock





# Standard Equipment List



## WESTSAIL 43 SHIPMASTER

Finished as a complete boat in gleaming hardwoods and bronze, the Westsail 43 shipmaster is ready for you to outfit her yourself with sails, winches, and cruising gear of your choice. You can have Westsail install part of your gear or ours in our custom shop, then complete her outfitting yourself, if you like. The Westsail 43 shipmaster is described below by the following specifications.

### GENERAL

**Quality:** All components are of first quality throughout, with polyester resin applied in accordance with manufacturer's recommendations under controlled conditions.

**Hull Laminate:** Consists of two coats of gelcoat (standard color: ivory) followed by a minimum of 12 layers of hand laid up fiberglass materials totalling at least 12 oz. per square foot of fiberglass mat, and 16 oz. per square foot of fiberglass woven roving below the waterline — 9 oz. mat and 13.3 oz. woven roving above the waterline. Boot stripe gelcoated in.

**Deck Laminate:** Consists of two coats of gelcoat (standard colors: ivory base and camel non-skid) followed by hand laid up fiberglass materials enclosing a plywood core. Additionally, the mast step encloses a 2" thick plywood core. Deck is a one-piece molding including the cabin trunks and cockpit, and is complete with non-skid and teak trim.

**Rudder:** Fiberglass construction on a one-piece steel support and stainless steel tube post structure with teflon thrust washers. A bronze gudgeon at the heel is bronze-bolted to a solid portion of the hull that is fiberglass sealed and stiffened to prevent any possibility of hull leaks.

**Ballast:** Composed of 11,000 pounds of lead, all sealed and bonded to hull with fiberglass mat and roving.

### EXTERIOR EQUIPMENT AND DECK HARDWARE

**Exterior Joinerwork:** Teak or suitable hardwood. Corners are rounded to prevent injury to crew. Included are teak caprails, rubrails, and handrails.

**Companionway Hatch:** Sliding teak hatch with teak seahood complete with teak drop slides, hasp and combination lock.

**Forward Hatch:** Opening teak stripped translucent hatch. It is hinged at its aft and forward edge, equipped with dog and safety chain.

Two teak skylights.

Lazarette Hatch.

**Cockpit:** Molded one-piece with deck. The sole is bolted and sealed but removable for major engine service. The cockpit is self-bailing, fitted with two 1½" drains, connected to seacocks below the waterline. Pedestal steering with a 32" wheel is mounted to the cockpit sole and is backed up with an emergency tiller. Wheel brake fitted.

Cleats and mooring bits are included.

**Hawse Pipes:** Cast bronze; 2 forward, 2 aft, with 2 amidships as scuppers.

12 bronze opening port lights: eight 6" x 7", four 4" x 7".

**Through Hull Fittings:** Below the water line: bronze and fitted with through-bolted bronze seacocks. (All thru-hulls are bronze with the exception of the manual and electric bilge pump discharges.)

Bow pulpit, stern pulpit, and double lifelines with stanchions are installed with one lifeline gate each side.

Two stainless steel mast pulpits with teak pin rails.

### SPARS AND RIGGING

**Cutter or Ketch rig** is standard. Heavy wall section aluminum spars with protective ivory paint. The mast is stepped on deck with a stainless steel post below decks to support the compression load.

**Mast:** Fitted with storm trysail track, spreader lights, mast-head light, bow light, red-over-green navigation lights, radio

PRICES AND SPECIFICATIONS SUBJECT TO CHANGE WITHOUT NOTICE 12/76



coax, and with a messenger line to facilitate any future wiring additions. All wires are enclosed in PVC tubing that is attached to the inside of the mast. An extra, unused set of sheaves is standard at the masthead.

**Main Boom:** Fitted with a fixed gooseneck, topping lift controlled from a cleat forward on the boom, and a four-part main outhaul controlled from a cleat forward on the boom. The main sheet leads forward to a full width traveller and to a sheet winch and cleat at the cockpit.

**Staysail Boom:** Fitted with a topping lift and outhaul; sheeted to a deck block and aft to the cockpit.

**Bowsprit Platform:** Heavy stainless steel construction with teak walking surfaces and one anchor roller.

**Chain Plates:** 1/4" x 2" external stainless steel bars, passivated and hand buffed.

**Standing Rigging:** Includes double spreaders, forestay, staysail stay, permanent 5/16" backstay, upper shrouds, fore and aft lower shrouds, and intermediates. The bow platform is fitted with a bobstay. All standard rigging is minimum 5/16" diameter 1 x 19 stainless steel with 5/8" turnbuckles fitted with toggles, with marine eyes on wire.

**Running Rigging:** Includes main, staysail, and jib sheets of 1/2" yacht braid; all-line main, staysail, and jib halyards of 1/2" prestretched line. The staysail topping lift and outhaul are all line, the main topping lift and outhaul are combinations of plastic-coated stainless steel wire and line.

#### ENGINE AND ELECTRICAL

**Engine:** Chrysler Nissan M433, 36 hp equipped with electric start and fuse-protected alternator, fresh water cooling with heat exchanger, and raw-water strainer, V-drive standard. A three-bladed prop with zinc collar is fitted standard. Between the fuel tank and engine, 2 fuel filters and water separator are fitted.

**Fuel Capacity:** 194 gallons total, aluminum tanks.

**Controls:** Engine speed and shift controls are pedestal-mounted. The cockpit-mounted, lighted instrument panel includes a tachometer, water temperature gauge, charge and oil pressure gauges, engine hour meter, key start, engine stop control, and audio oil pressure alarm.

**Two heavy duty 12V batteries** with selector switch and battery charge indicators.

**Navigation Lights:** International navigation lights, spreader lights, masthead light, bow light.

**Circuit breaker** protected 12 volt DC and 110 VAC systems. 50' shore power cord included.

#### PLUMBING

**Water Capacity:** 333 gallons total fresh water capacity.

**Water System:** Electric pressure water system with independent hand-pump fresh water system as a back-up and 110V water heater. Salt water pump in the galley.

**Head:** Full size, hand-pump marine toilet in forward head with holding tank, overboard, and deck discharge. Head also has shower with curtain and stainless steel lavatory sink.

**Bilge Pump:** Manual bilge pump operated from the cockpit; automatic electric bilge pump.

#### INTERIOR

**Cabin Sole:** Non-skid throughout with hatches that provide excellent bilge access. Shag carpeting over painted cabin sole.

**Joinerwork:** All interior joinerwork is teak and mahogany or suitable hardwood. Heavy duty handrails throughout with sturdy corner posts, searails, and fiddles. All with rounded corners to prevent injury to crew. Brightwork is sealed and oiled. The insides of all lockers and cabinets have 2 coats of paint.

**Overhead:** Tongue and groove ash with deck beams.

**Formica** (or equivalent) covered dresser and table tops.

**Custom tile cabin heater shelf** selected from Westsail decorator samples.

**Cabins/berths:** Forward cabin choice of V-berth or work bench/sail bins. Aft cabin double berth. Main cabin has settee berth to starboard, quarter berth to port under cockpit; dinette converts to a double.

**Stove:** Three-burner, gimbaled propane stove with oven installed in stainless steel lined space with insulated overhead. Two propane tanks are mounted in vented, watertight dorade compartments.

**Extra deep stainless steel double sink** in galley with mixing faucet and drain overboard through bronze seacock.

**Sit down chart table** and navigation station with drawers and lockers.

**Cruise durable, stain resistant, 4" decorator cushions** in choice of colors from Westsail decorator samples.

**Teak companionway steps;** teak grate in companionway. Wet locker with drain to bilge.

**Stowage:** Drawers of the self-locking, lift-to-open type. Hanging lockers (all cedar lined except wet locker), cabinet lockers, exposed-lid lockers, and hidden-lid lockers throughout, trash receptacle in galley with teak lid.

**WESTSAIL®**  
*A World Cruiser*  
**43**



---

### WESTSAIL 43 VOYAGER

She's everything you need for sea trials and your voyage! If you plan on weekendening in nearby islands for a while, this Westsail is all you will need till you're ready for longer passages. She's outfitted for economy and quality, and she's the most reasonable way to begin *your* cruising life. The Westsail 43 voyager is a shipmaster plus the following:

Suit of working Westsails: 9.25 oz. main, 7.25 oz. yankee  
jib, 8.25 oz. staysail, 9.25 oz mizzen (ketch rig)

Sail covers

Winches: 2 Barlow No. 26 jib sheet, 1 Barlow No. 24  
main sheet, 3 Barlow No. 16 halyard (or equivalent)

Anchor package No. 2

Binnacle mounted compass with pedestal guard

Depth sounder, Morrow 60/60

Radio grounding package

Radio direction finder

Knotmeter, Telcor series 190 0-12

Distance log, Telcor 195

Boom gallows

Name and hailing port painted on stern

Cockpit cushions, closed cell foam

Anchor windlass, Plath No. 1 (or equivalent)

Lightning protection

Additional port light in cockpit area

Port light curtains

Shaft lock

Bottom paint

---

### WESTSAIL 43 PASSAGEMAKER

Now you're really set for any kind of cruising with a flexible complement of sails and the Westsail luxury trademark — gleaming teak decks and teak stripped cabin sole! You can go offshore, across oceans, or wait till the spirit moves you to drop the docklines and sail away. With the passagemaker you'll go in safety and style! She's outfitted the way many of our world cruisers have departed . . . not extravagant but equipped with good sound time-proven gear. The Westsail 43 passagemaker is a voyager plus the following:

Balance of coastal sails package: 6.5 oz. genoa, 1.5 oz. nylon  
drifter, 9.25 oz. storm jib, 1.5 oz. nylon mizzen staysail  
(ketch rig)

Jiffy reefing, main (and mizzen)

Boom vang

Staysail traveller

Ventilators, 6

Teak wheel, 32"

Wind speed and direction indicators

Running backstay system

Genoa track package

Teak decks

Teak stripped cabin sole

Second anchor roller

Stern anchor package No. 4

Minor engine spare parts kit

Battery charger

Stereo system, cassette

VHF radio

---

### WESTSAIL 43 CIRCUMNAVIGATOR

The circumnavigator is the ultimate cruising sailboat, completely outfitted for world voyaging — all you need add is you and your personal belongings. Equipped with time tested Westsail gear, the circumnavigator is designed for the sailor who wishes to leave for a long distance cruise without the usual delays of ordering and specifying special equipment or for the busy individual who feels he hasn't the time to research every option, but wants what Westsail recommends as the best there is. The gear covers every eventuality from sunshades and wind scoops for the tropics to a dodger and sails for more exciting times. The Westsail 43 circumnavigator is a passagemaker plus the following:

Balance of offshore sails package: 3.8 oz reacher, 8.25 oz.  
working jib, 9.25 oz. storm trysail

Perkins 4-236 engine in lieu of standard

Single sideband radio

Heating stoves, electric and charcoal

Mast stairs

Self-steering vane

Major engine spare parts kit

All teak interior

Dodger

Sun shade

Two hatch wind scoops

Teak cockpit sole

Masthead strobe light

Two Barient 28 self-tailing jib sheet winches, 1 Barient 23  
self-tailing main, 3 Barient 22 halyard winches (or  
equivalent) (4 halyard winches ketch rig)

Port light screens

---

*Any Westsail model from bare hull to circumnavigator may be modified in our custom shop to your exact specifications. If, for example, you want a boat outfitted somewhere between a voyager and a passagemaker, we will build your voyager and our custom shop will quote you for any additions or modifications you wish to make. For custom quotes, please call (714) 549-9711.*

PRICES SUBJECT TO CHANGE WITHOUT NOTICE

12/76



## Questions & Answers

A The majority of the Bahama banks are deep enough; only a few harbor entrances afford a problem, but they only amount to about 20% of the possible areas one could wish to visit. We wanted to avoid the problems inherent with a centerboard and to provide the best open ocean sailing characteristics, thus the modest draft. The keel is wide and straight, allowing for beaching the boat if necessary.

A As with our other models, the Westsail 43 is uncompromising in quality materials and attention to detail in order to produce the finest quality bluewater cruising sailboat. The extra skilled labor and additional materials costs appear to force the price up. On a price per pound basis, though, we actually compare quite favorably.

A The canoe stern offers the best sea-going qualities of the double ender and the short counter. The double ender, though very seaworthy, tends to have a somewhat steep run. The canoe stern with its overhang avoids this problem. On the other hand, compared with a counter or transom stern, the canoe stern presents a better shape to following seas.

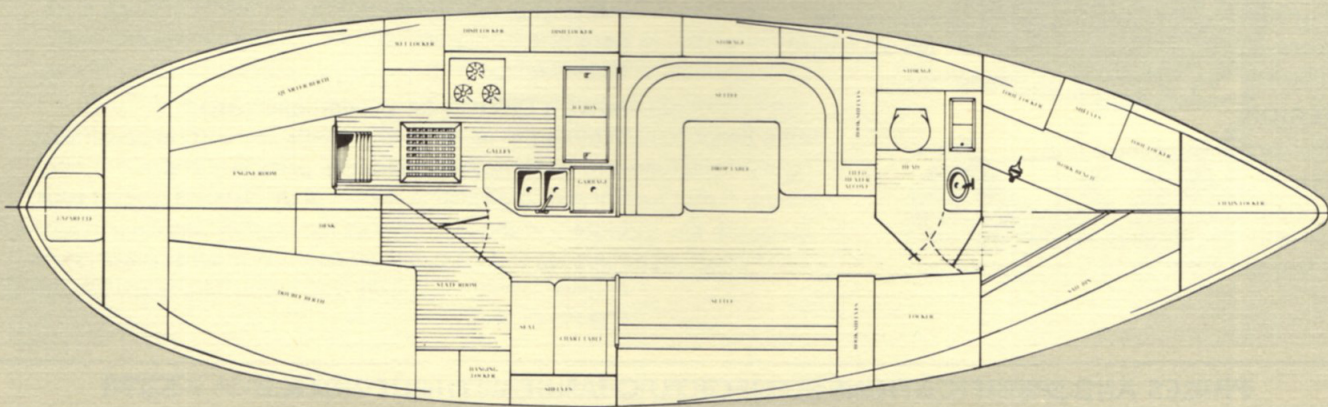
A The Westsail 43 is the same safe, beautifully performing hull as the 42, with a different deckhouse and cabin configuration. The two models offer the discerning sailor a wide variety of configurations.

A When commissioned to design the Westsail 42/43, Bill Crealock was asked to come up with the largest boat he felt could still be singlehanded in a pinch and could be sailed easily by a couple. The boat is rigged for easy handling too; yes, this boat is still for the individual sailor.

A Short for safety, not more than five and a half feet.

A As with the W32, the W43 sails like a dream. "Experts" often work out mathematical ratios as to why they should be slow boats, but experience shows that they aren't. See your local rep for a demonstration sail to find out for yourself.

A Contrary to much popular opinion, sailing ships of the past were quite simple and functional in form. It has only been the boom in overseas built boats that has popularized a multitude of fancy handwork and complicated interiors. Westsail's philosophy has been to keep the boat simple and honest in appearance with function the primary criterion for including anything. We feel that if a customer wishes to add decorative woodwork himself, the time to do it is after the boat becomes his. An exaggerated sheer, as with a clipper bow or large windowed transom stern has, we feel, more disadvantages than advantages; our boats are an attempt to arrive at the best overall design.





# Custom Boats

## WESTSAIL 43 BARE HULL



Fiberglass hull, fiberglass sheer clamp, as described under Westsail 43 Shipmaster general section, "Quality" and "Hull Laminate"

## WESTSAIL 43 FIBERGLASS PARTS



Starting with the fiberglass parts you have an opportunity to really save substantially. Our construction manual will take out the guesswork. Plan on 1 - 1½ years to finish her out. The package includes:

Hull (see above)  
Rudder (see Shipmaster), installed  
Engine beds, installed  
Ballast, all lead, installed

Two color deck with cockpit, non-skid molded in, installed  
(see Shipmaster)  
Construction manual  
Sail emblem pattern  
Cabin soles with steel I-beam mast step, installed

## WESTSAIL 43 CUSTOM SAILAWAY



An economical way to enjoy your cruising sailboat while you modify the interior to suit you. The boat is useable upon delivery, both to sail on and to live in (if you don't mind a rather spartan existence). The custom sailaway is ready to sail on the exterior including a suit of West Sails. Inside, she's bare bones down to the cabin sole. Within a couple of weeks you can have a comfortable bunk and rig up a stove. A few months and you'll be putting on finish trim. Working from the most complete finishing manual available (it's the same one used in our yard) you can't go wrong. The sailaway includes:

### SPARS & RIGGING

Heavy wall section aluminum spars for cutter rig  
Chainplates and parts necessary to step the mast  
Blocks and cleats necessary to sail  
5/16" 1 x 19 stainless steel standing rigging  
5/8" turnbuckles and toggles  
Mainsheet traveller  
Suit of working West sails, including running rigging  
Winches: 2 Barlow No. 26 jib, 1 Barlow No. 20 main,  
3 Barlow No. 16 halyard (or equivalent)

### INTERIOR

A fiberglass parts package plus:  
Temporary ladder  
Construction manual  
All structural bulkheads, installed  
Full fuel and water tanks (see Shipmaster)

### EXTERIOR

A fiberglass parts package plus:  
2 scuppers and cockpit drains  
Wheel and steering controls  
Mooring cleats  
Caprails and handrails  
Teak hatches and skylights  
Bowsprit pulpit and platform  
Lazarette storage locker  
Manual bilge pump

### POWER OPTION (at an additional cost)

The custom sailaway is available as a custom poweraway with the following additional parts installed:  
Chrysler 4-33 engine with V-drive installed, engine beds, battery with switch and cables, engine seacock and plumbing, shaft log and prop, engine controls and instrument panel, exhaust system, fuel filter and water trap. Installed, tested, and ready to run.

PRICES AND SPECIFICATIONS SUBJECT TO CHANGE WITHOUT NOTICE  
ALL PARTS AND MATERIAL FOR FINISHING ARE AVAILABLE - INQUIRE

12/76



## WESTSAIL 43 CUSTOM LIVEBOARD

The ultimate bargain! A semi-finished Westsail 43 with all the hard, heavy work done! You can move aboard, use the boat for a voyage, and take your time doing the finish detail work, shopping for bargains. It's like a custom sailaway with the power option plus a pre-assembled, installed, untrimmed interior and a few accessories to really make living aboard possible. Put a little talent to use and your boat will look better than the factory completed ones in no time at all. The custom liveboard includes:



### SPARS & RIGGING

Ketch or cutter rig with spars, rigging, sails, and winches as on the custom sailaway plus:

Spreader lights, anchor light, international navigation lights  
Storm trysail track  
Radio coaxial, messenger line

### EXTERIOR

A custom sailaway plus:

Bowsprit pulpit and platform  
Teak rubrail  
Lazarette storage locker  
Running lights installed with temporary wiring  
Hawse pipes

### INTERIOR

A custom sailaway interior plus:

Untrimmed plywood furniture, cabinets, and bulkheads assembled, installed, and fiberglassed in  
Electrical panel, necessary circuit breakers, wired and installed (But easy to add to.)  
Three 12V electric lights, temporarily installed  
Hand pump in galley, galley sink, and seacock  
One burner gimbaled kerosene stove  
Dinette cushions (choice of fabrics)  
Self-contained head (portable), installed  
Fiberglass ice box, foamed and installed with insulated top

### POWER

The total "power option" on custom sailaway is standard on the custom liveboard:

Chrysler 4-33 engine with V-drive installed, engine beds, one battery with switch and cables, engine seacock and plumbing, shaft log and prop, engine controls and instrument panel, exhaust system, fuel filter and water trap. Installed, tested, and ready to run.

## Thinking of building a boat?


### "FROM A BARE HULL" by Ferenc Mate

*Over 500 pages!*

Here's a book that has the answers to all your questions when you're wondering where to buy it, how to design it, and how to build it. Written by a Westsail owner while he was completing his own 32 footer from fiberglass hull and deck, "From a Bare Hull" is as good as having an old world craftsman looking over your shoulder while you're working.

You'll find chapters on what tools to get and how to use them, how to plan your interior, tips and techniques for every phase of construction, and the only complete listing with drawings of all the reputable builders offering kit boats. With this book you needn't worry "can I do it myself?" With hundreds of drawings and photographs, the mystery will disappear.

It is available from Westsail Corporation, P.O. Box 1828, Costa Mesa, California 92626 for \$21.00 postpaid.





## WESTSAIL CRUISING CENTERS

with Westsail 28's, 32's, 42's, and 43's on display in the water

### SOUTHERN CALIFORNIA

Newport Beach Cruising Center  
Lido Village Center, Suite 201  
3432 Via Oporto  
Newport Beach, CA 92663  
(714) 675-5190

### NORTHERN CALIFORNIA

San Francisco Cruising Center  
108 Caledonia Street  
Sausalito, CA 94965  
(415) 332-5212

### WASHINGTON

Seattle Cruising Center  
1219 West Lake Avenue North  
Seattle, Washington 98109  
(206) 285-6230, (206) 285-6231

### EASTERN CANADA

Toronto Cruising Center  
Westlyn Enterprises, Ltd.  
30 Beechwood Ave.  
Willowdale, Ontario  
Canada M2L 1J1  
(416) 223-7961

### NEW ENGLAND

New England Cruising Center  
World Cruising Yachts, Inc.  
91 Front Street  
Marblehead, MA 01945  
(617) 631-2900

### CONNECTICUT

Connecticut Cruising Center  
World Cruising Yachts, Inc.  
119 Rowayton Ave.  
Rowayton, CT 06853  
(203) 853-4744

### NORTH CAROLINA

Wrightsville Beach Cruising Center  
Seagate Yachts  
1322 Airlie Road, P. O. Box 858  
Wrightsville Beach, NC 28480  
(919) 256-4597

### FLORIDA

Florida Cruising Center  
1871 S. E. 17th Street  
Ft. Lauderdale, FL 33316  
(305) 523-1434

### CHESAPEAKE BAY REGION

Chesapeake Bay Cruising Center  
Horn Point Harbor  
P. O. Box 3342  
107 Eastern Ave., Eastport  
Annapolis, MD 21403  
(301) 267-9770

### TEXAS

Houston Cruising Center  
FM 2094, Kemah, TX  
Mailing address:  
Houston Seabrook Yacht Sales  
P. O. Box 341  
Seabrook, TX 77586  
(713) 334-2911

## WESTSAIL 42/43 REPRESENTATIVES

with a Westsail 42 or 43 available for your inspection

### ILLINOIS

John Simpson  
2715 Colfax Avenue  
Evanston, Illinois 60201  
(312) 869-6454

### HAWAII

Harry Huffaker  
1600 Kapiolani Blvd. Suite 807  
Honolulu, HI 96814  
(808) 946-8374

### ARIZONA

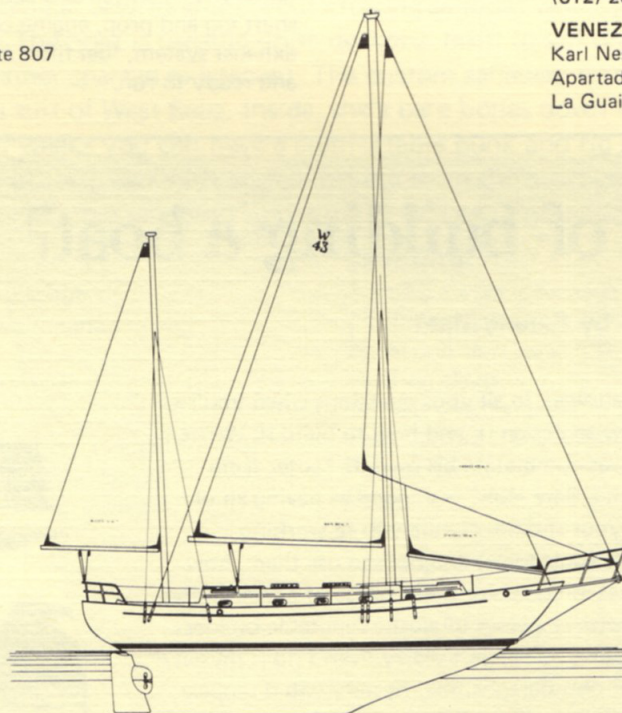
Ervin Weiland  
4050 W. Whitton  
Phoenix, AZ 85019  
(602) 272-8292

### MINNESOTA

Cy Smythe/Dick Bernick  
North Wind Nautic  
P. O. Box 1184  
St. Cloud, MN 56301  
(612) 252-6442

### VENEZUELA

Karl Nesbit  
Apartado 294  
La Guaira, Venezuela



W43 Ketch

FORM 100

# WESTSAIL®

WESTSAIL CORPORATION, P.O. Box 1828, Costa Mesa, California 92626, (714) 549-9711