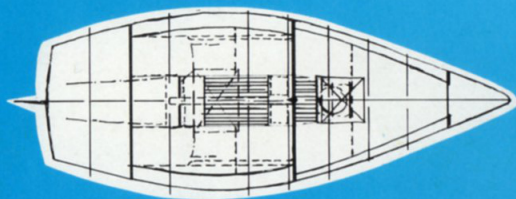


WINDROSE 18

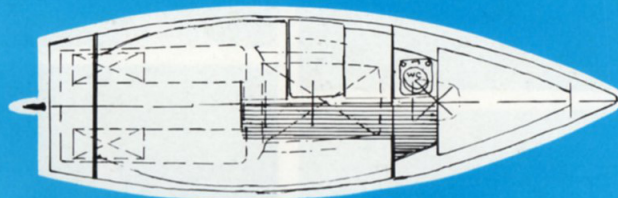


SPECIFICATIONS

Overall Length	18'5"
Waterline Length	15'10"
Beam	7'
Draft-keel Down	4'
Draft-keel Up	1'
Displacement	1500 lbs.
Keel Weight	400 lbs.
Sleeps	4
Main and Jib Sail Area	151.5 sq. ft.
Outboard Maximum Power	10 h.p.

LAGUNA YACHTS, INC. • 1630 SOUTH SINCLAIR,
ANAHEIM, CALIFORNIA 92806

WINDROSE 24



SPECIFICATIONS


Overall Length	24'
Waterline Length	22'5"
Beam	7'10"
Displacement	2400 lbs.
Draft Keel Down	5'1"
Draft Keel Up	18"
Keel Weight	700 lbs.
Sleeps	5
Cockpit Length	7'10"
Main and Jib Sail Area	228 sq. ft.
Genoa Sail Area	143 sq. ft.
Spinnaker	272 sq. ft.
Outboard Maximum Power	10 h.p.
Headroom (Pop-Top Up)	6'2"

YOUR LOCAL WINDROSE DEALER...

Prices and specifications are subject to change without notice.

WINDROSE 18 WINDROSE 24

Laguna yachts inc.



WINDROSE 18

Here is the chance of a lifetime, an economically priced sailboat for the whole family. Picture the fantastic week-ends and vacations you and your family can enjoy while sailing the exciting and wonderful seas and waterways of the nation.

The Windrose 18 is an ideal family boat. It is easily trailerable, even by today's small economical cars. The best features of boats in her class and larger boats have been combined to produce the Windrose 18. It is tremendously spacious with a seven foot beam and a large cabin that will sleep four in comfort. Her heavy cast iron keel is deep in the lowered position and gives her the stability of a much larger yacht. When W. Shad Turner designed this yacht he had fun and safety in mind reasonable price, and he accomplished his objectives. On the exterior the features include; bow pulpit, waterline and sheerstripe, large self-bailing cockpit, dacron running gear, removable counter balanced rudder, stainless steel standing rigging, anodized aluminum spars, high freeboard, retractable 400 lb. keel, and a hand laid deck and hull. On the interior you will find a spacious cabin with large side windows, foam flotation, fabric cushions and carpeting. Plenty of room for the whole family or friends with sleeping accommodations for four. The choice is yours as to the color of your new Windrose 18. The deck and hull colors available are laguna blue, white and yellow. Also available are a wide variety of optional colors.



WINDROSE 24

Picture the great experience of sailing across the glistening bay and on to the open sea, where you are finally free from the hustle and the bustle of the crowded city. The peace and enjoyment of Wind, Water and Windrose can now be yours to experience with your family and friends. This beautiful and spacious sailing yacht was given her sleek lines by W. Shad Turner, one of America's leading naval architects. No cockpit space was sacrificed for cabin space and the cabin sleeps four to five comfortably. The cockpit where you spend most of your time is larger than many larger boats. Windrose is the best buy of any yacht of her size and capabilities. She has incorporated as standard, many of the features that are optional on other boats. Safety was one of the Laguna Yachts prime considerations. We have made the Windrose self-righting, with foam flotation and a self-bailing cockpit. The Windrose is easily trailerable. For style and comfort the interior has 6'2" pop-top head room, enclosed head area and sleeping accommodations for five. The exterior was designed for beauty and function and is sleek in appearance with a waterline and sheer-stripe. The deck and hull are hand laid with non-skid areas built-in, removable rudder, and a retractable 700 lb. keel. The Windrose 24 is available in your choice of any combination of laguna blue, white or yellow hull and deck colors. While these colors are included at no extra cost there are also a wide variety of optional colors available.

