


WINDROSE^{T.M.}

by Laguna yachts inc.



1630 S. Sinclair, Anaheim, California 92806 • (714) 634-2484

WINDROSE... FOR THE DISCERNING SAILOR

WINDROSE....it's everything you've dreamed about having in a quality sailboat...and more! But, don't just take our word for it. Check these "super quality" features and compare them with other sailboats available on today's market:

STYLE AND COMFORT—No one likes the thought of being "cramped-up" on a boat, whether it's on a day sail or sailing vacation. Good reason then, why all Windrose sailboats are designed and built to give the "big boat" feel. Plenty of headroom, luxurious interiors featuring fabric cushions of 100% Scotch-guarded Herculon, color coordinated and durable carpeting...and lots of storage space...all are contributing factors...and all are part of the Windrose "big boat" feel.

SAFETY—A major consideration when it comes down to the bottom line on buying any boat. It's another good reason for buying a Windrose. We've designed all Windrose sailboats to be self-righting, incorporated a molded-in non-skid surface that is truly "non-skid," wet or dry; to help give you and your crew solid footing on deck, toerails provide an extra margin of safety; self-bailing cockpits feature high coamings as a deterrent to water getting into the cockpit in the first place.

Additionally, Windrose offers such other safety items as lifelines, stern pulpit and teak handrails.

STEM TO STERN QUALITY—There's no feeling of quality about a sailboat if it doesn't look and function the way it was intended. At Windrose, we start with the very best materials and end up with what we think is the very best in a dependable, long-life sailboat.

All Windrose decks, hulls and liners are layed-up by hand (as opposed to spraying them with chopped fibers) to assure uniform strength throughout every component and we complement this with a superb fiberglass finish equalled by none. All Windrose rigging is of stainless steel, complete with stainless steel turnbuckles. Running rigging is of the finest available Dacron. Mast and boom are of anodized aluminum to protect against tarnish and salt corrosion...the list goes on!

Most important of all, we check on the construction and detail of each Windrose **every step of the way** to ensure our pledge of quality to each and every Windrose owner. (Complete inspection forms are available for your viewing at any Windrose Dealer.)

PERFORMANCE—Unlike some shoal draft, "trailerable" sailboats that seem to sail sideways as well as forward, Windrose sailboats stay on a steady course. The retractable keel when lowered fully offers more stable sailing

than many of the fixed keel boats. When it is raised and an optional kick-up rudder is used, the Windrose is easily beached at a sandy bayshore if a barbecue or exploring is the order of the day.

Even when raised, a portion of the keel extends below the hull, which provides stability when motoring or sailing downwind. In addition, keel winches on all Windroses have at least 2½ times the capacity rating needed for the keel weight and feature a special pressure brake. Result? No levers to operate and even children can raise the keel quickly and easily.

TRAILERABILITY—Windrose sailboats and trailers are designed to allow you to go almost anywhere, even the shallowest ramps. This is because all Windrose sailboat waterlines are 31" or less from the ground when on the trailer, thus eliminating the need for an extendable trailer tongue and freeing you from the related hassle of launching. They're easy to trailer...easier yet to launch!

EASY TO SAIL—Even if you've never sailed before, you'll find the Windrose to be easy to handle and very forgiving, and, yet, to an experienced sailor, Windrose also provides super performance and challenge.

New sailors find that they can handle their Windrose after only a few hours of instruction. And, because we've placed all hardware and equipment in the optimum position, sailing the Windrose is further simplified. As shown below, a Windrose can easily be rigged by one person. The hinged mast step enables the mast to be raised in the proper position to attach the forestay. All shrouds are attached to the deck at points which enable them to remain attached when trailering (meaning there is only one point to attach and detach). It's as simple as it looks!




A GOOD BUY—You get what you pay for and, with the purchase of a Windrose, you're buying quality. Our sailboat is priced competitively with others on the market, but, on the other hand, the "others" won't give you what you get in a Windrose.

All Windroses, for example, come standard with main and jib sails, fabric cushions, carpeting, outboard bracket, foredeck hatch, cockpit hatches and literally everything you need to sail away in comfort.

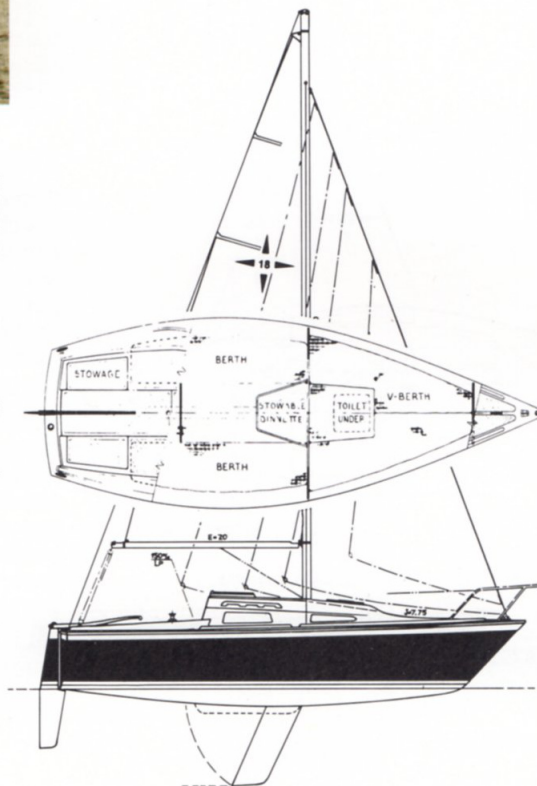
A GOOD AFTER-BUY—All Windrose sailboats are protected under a factory warranty, a copy of which is available at your dealer. Windrose Dealers are also backed by the factory and are at your service to assist in any way they can.

In addition, Laguna Yachts, Inc., automatically pays your first year membership fees in the Windrose National Class Association as their way of saying "thanks." (Membership paid upon receiving warranty registration card.) Open to all owners of Windrose sailboats, the association publishes a bi-monthly newsletter announcing nationwide races, regattas, tips on boat care and sailing, and recounts of memorable experiences by owners and their families.



Optional equipment may be shown.

1. The Windrose 18 sails swiftly in the lightest breeze, but also performs extremely well in heavy air. The keel winch easily adjusts the keel into any position for fine tuned performance in most any wind condition and can be locked down for heavy winds.
2. The Windrose 18 is uncomplicated and easy to sail, and all members of the family can join in the fun.
3. The lines of the Windrose 18 are striking with the look of a mini quarter-ton racer.
4. The Windrose 18 is well known for her incredibly spacious interior. She sleeps four with ease.



WINDROSE 18^{T.M.}

The Windrose 18 is a remarkable boat for her size. She is great for cruising any lake, and easy to get from garage to the water. Compact cars from Pintos to Datsuns tow Windrose 18's all over the country.

This fine sloop of Shad Turner design is unlike any other sailboat of comparable size. The beautiful, sleek lines resemble a mini quarter-ton, with finger-tip control even in heavy air. She delivers great performance and will surprise many skippers as you pass them.

The most amazing thing about the Windrose 18 is below deck. The cabin has exceptional roominess and is able to sleep four. As standard equipment, her Scotchguarded fabric cushions come in three different color schemes, each with coordinating carpet.

The hinged mast step makes rigging an easy task and trailering a simple affair. With the retracting keel nestled into the vee of a custom Windrose 18 trailer, launching is trouble free and quick.

STANDARD:

Cabin: Fabric decorator bunk cushions, carpeting, tinted windows, fiberglass liner with shelves and storage built-in, space for marine head, stove and ice chest.

Deck: Main and jib sails, bow pulpit, foredeck hatch, self-bailing cockpit with two hatches with storage below, mooring cleats, teak trim, hinged mast step, stainless steel standing rigging, molded-in non-skid deck surface and toerail.

Hull: Outboard bracket, trailer bow eye, retractable keel, sheer stripe and waterline color choice.

SPECIFICATIONS

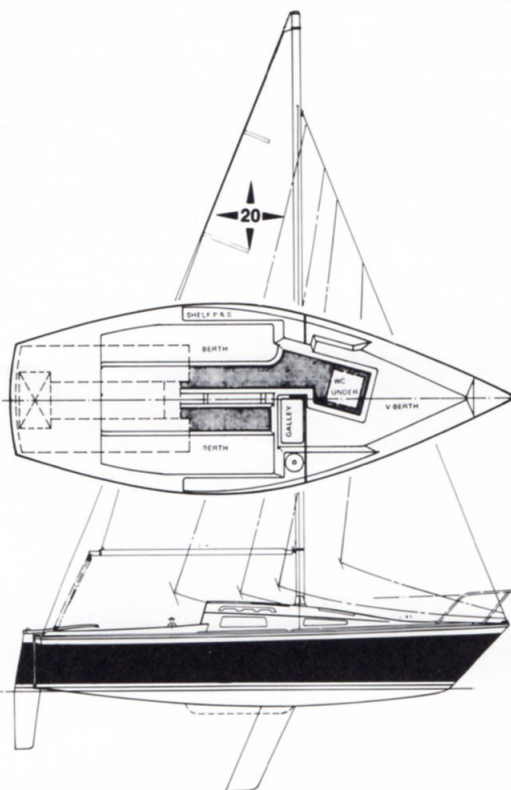
L.O.A.	L.W.L.	Beam	Draft Keel Down	Draft Keel Up	Sail Area Main-70 sq. ft. Jib-81 sq. ft.	Displacement	Keel Weight	Berths	Outboard Power Max	Ratings M.O.R.C.
18'5"	15'10"	7'	4'6"	12"		1,540 lbs.	440 lbs.	4	6 h.p.	14.6

Equipment and specifications subject to change without notice.



Optional equipment may be shown.

1. The Windrose 20 is sleek and is a hot performer, yet you'll find her to be stiff and capable in light to heavy weather.
2. Fast and responsive, you'll like the way she trims out under sail.
3. Windroses are easily launched and towed by today's economy cars.
4. The spacious Windrose 20 interior offers a complete, built-in galley, which includes five gallons of fresh water, thru-hull drain, and space for a two-burner stove. Storage is abundant and she can easily accommodate the family.
5. Unique for a boat of this size is an anchor locker forward which drains through the hull (6) and aft lazarette, able to hold ice chest and gas tank.



WINDROSE 20 T.M.

The most complete 20 footer yet—the Windrose 20. There are so many features built into the Windrose 20, she is truly the forerunner of a new breed in trailerable sailboats.

The smooth deck profile is accentuated by a tinted plexiglass foredeck hatch. Unique to this size boat is an anchor locker molded into the foredeck. The locker drains through the hull and is very conveniently placed—at the tip of the bow where the anchor is easily hoisted overboard.

The cockpit arrangement is well thought out with an aft lazarette, which will accommodate both an ice chest and the gas can for your outboard motor.

A pleasant surprise awaits below deck. The Windrose 20 interior has as many features as many large cruising boats. Forward is a spacious "V" berth with space for a marine head. A complete galley, including molded fiberglass sink with self-enclosed water supply and through-hull drain is molded into the smooth fiberglass liner. Space is also provided for a two-burner stove. The Windrose 20 seats and sleeps four adults in comfort, and is loaded with storage space.

Her sleek and beamy hull enables her to be swift and responsive. With a 440 lb. cast iron retractable keel, she is stiff and stable and easy to handle. From light to heavy winds, the Windrose 20 can take it, and delivers performance characteristic to deep keel boats.

STANDARD:

Cabin: Fabric decorator bunk cushions with matching padded backrests, fabric lined storage behind the hinged backrests, built-in sink and fresh water supply, space for stove, carpet, tinted windows, fiberglass hull liner with seating and sleeping bunks for four, space for marine head, shelves in all of cabin, port and starboard.

Deck: Main and jib sails, bow pulpit, anchor locker at bow, effective molded-in non-skid surface and toerail, tinted plexiglass flush foredeck hatch, large cockpit lazarette for gas can and ice chest, mooring cleats, teak trim, hinged mast step, anodized mast and boom, topping pigtail on backstay, all stainless steel standing rigging, self-bailing cockpit.

Hull: Outboard bracket, trailer bow eye, retractable keel, sheer stripe and waterline color choice.

SPECIFICATIONS

L.O.A. 20'3"	L.W.L. 16'0"	Beam 7'6"	Draft Keel Down 4'6"	Draft Keel Up 12"	Sail Area Main-84 sq. ft. Jib-89 sq. ft.	Lapper-107 sq. ft. Genoa-134 sq. ft.	Displacement 1,650 lbs.	Keel Weight 440 lbs.	Berths 4	Outboard Power Max 6 h.p.
-----------------	-----------------	--------------	----------------------------	-------------------------	--	---	----------------------------	----------------------------	-------------	---------------------------------

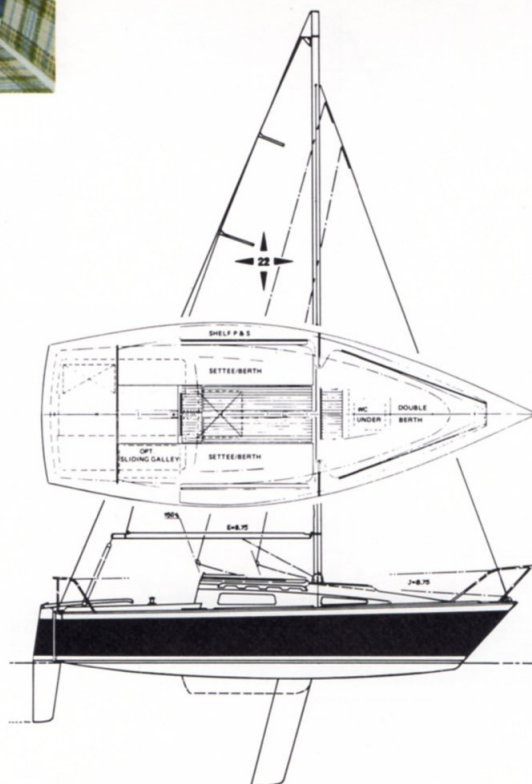
Equipment and specifications subject to change without notice.



Optional equipment may be shown.



1. Cruising on lazy afternoons is a pleasure aboard your Windrose 22. Whether offshore or on your favorite lake, you will find she provides the escape you've dreamed of.
2. The swift Windrose 22 is a tough competitor. Windrose 22's racing at the national championship regatta are shown here.
3. Features galore grace this beautiful Windrose 22 interior, such as 7 foot V-berth, fabric lined storage behind bolstered backrests, and tremendous headroom throughout.
4. The unique Windrose 22 galley on a sliding track offers stainless steel sink with thru-hull drain, five gallons of fresh water supply, teak utility drawer, and space for a two-burner stove.



WINDROSE 22^{T.M.}

The Windrose 22 has proven herself to be one of the fastest trailerables available. Raced extensively in the U.S. and Canada, she outsails many larger fixed keel sloops. She was designed by popular West Coast Naval Architect, W. Shad Turner. Shad is famous for his winning IOR quarter tons, and his expertise in fast hull design shows itself in the Windrose 22. Maneuverability is excellent with stability unlike most retractable keel boats.

Though she sails like a thoroughbred racer, her accommodations for cruising comfort are excellent. Below deck is a large salon with exceptional headroom. Curved settees with matching bolstered backrests make seating really comfortable. Storage is abundant in the Windrose 22, making her an ideal vacation-cruiser.

A unique optional slide-away galley is available, with self-contained water supply, thru-hull drain, stainless steel sink, teak utility drawer and space for a two-burner stove. The galley slides easily from under the cockpit and returns to leave a neat, uncluttered cabin when not in use.

STANDARD:

Cabin: Fabric cushions with matching, foam padded backrests for both curved settees, carpeting, head area, shelves in entire main cabin both port and starboard, lined storage area behind hinged backrests both port and starboard, tinted windows, fiberglass hull liner, pop-top giving 6'2" standing headroom.

Deck: Main and jib sails, bow pulpit, foredeck hatch, mooring cleats, teak trim, hinged mast step, anodized mast and boom, all stainless steel standing rigging, topping lift on backstay, effective molded-in non-skid deck surface with molded-in toerail, self-bailing cockpit with two cockpit hatches with storage below.

Hull: Outboard bracket, retractable keel, trailer bow eye, waterline and sheer stripe color choice.

SPECIFICATIONS

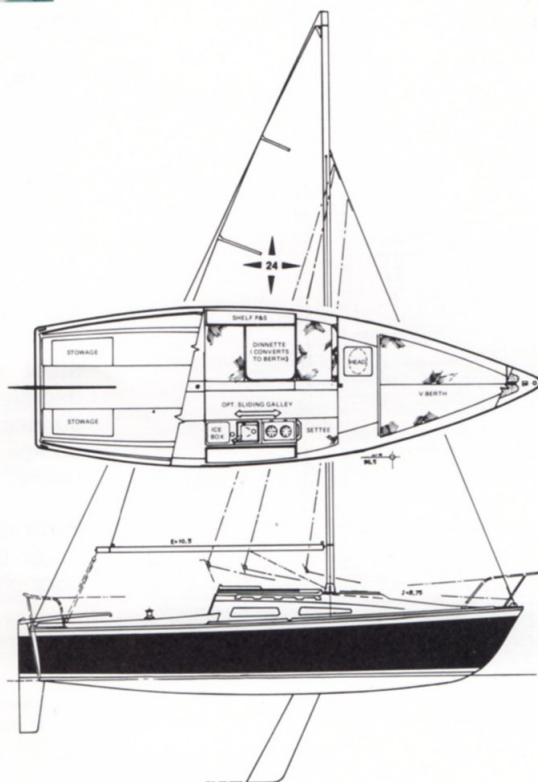
L.O.A. 21'7"	L.W.L. 19'	Beam 8'	Draft Keel Down 5'6"	Draft Keel Up 15"	Sail Area Main-101 sq. ft. Jib-105 sq. ft.	Lapper-120 sq. ft. Genoa-160 sq. ft.	Displacement 1,980 lbs.	Keel Weight 600 lbs.	Berths 4	Outboard Power Max 10 h.p.
-----------------	---------------	------------	----------------------------	-------------------------	--	---	----------------------------	----------------------------	-------------	----------------------------------

Equipment and specifications subject to change without notice.



Optional equipment may be shown.

1. The Windrose 24 offers stiff performance in heavy winds, and is extremely stable with a 600 lb. cast iron keel.
2. The graceful Windrose 24 is at home on the open water. Notice the large 8 foot cockpit.
3. Huge is the word for this classy looking interior. Color coordinated maintenance-free surfaces provide beauty as well as carefree time for you.
4. Your Windrose adventure is not limited to local waters. She trails easily, making new territories accessible and can even accommodate your family enroute.



WINDROSE 24^{T.M.}

One of the outstanding features of the Windrose 24 is the huge 8' cockpit that will accommodate a full crew with room to spare. And, everyone on board will enjoy the stiff sailing characteristics that makes the Windrose 24 a winner when it comes to heavy winds. She is capable of sustained speeds of eight knots.

In open waters, the 600 lb. keel lowers to a depth of up to 6'4" and gives incredible stability. When it's time for a barbeque on shore, the keel can **easily** be raised and then just head for your favorite sheltered, sandy beach. No swimming to shore with your Windrose, she will take you in all the way to shore.

In the cabin you'll find dinette table seating for four with everyone being able to sit comfortably, and a neat sliding galley (optional) that is under the cockpit when you want cabin room. When pulled into the cabin, it has a stainless steel sink, ice chest, utility drawer, self-contained water supply and room for a two-burner stove.

STANDARD:

Cabin: Decorator fabric Scotchguarded cushions with berths for five, carpeting, large bedding drawer in "V" berth, dinette table, fiberglass hull liner, pop-top with 6'2" standing headroom, and tinted windows.


Deck: Main and jib sails, bow pulpit, foredeck hatch, mooring cleats, teak trim, hinged mast step, anodized mast and boom, all stainless steel standing rigging, topping lift on backstay, effective molded-in non-skid deck surface with molded-in toerail and self-bailing cockpit with two cockpit hatches with storage below.

Hull: Outboard bracket, retractable keel, trailer bow eye, waterline and sheer stripe color choice.

SPECIFICATIONS

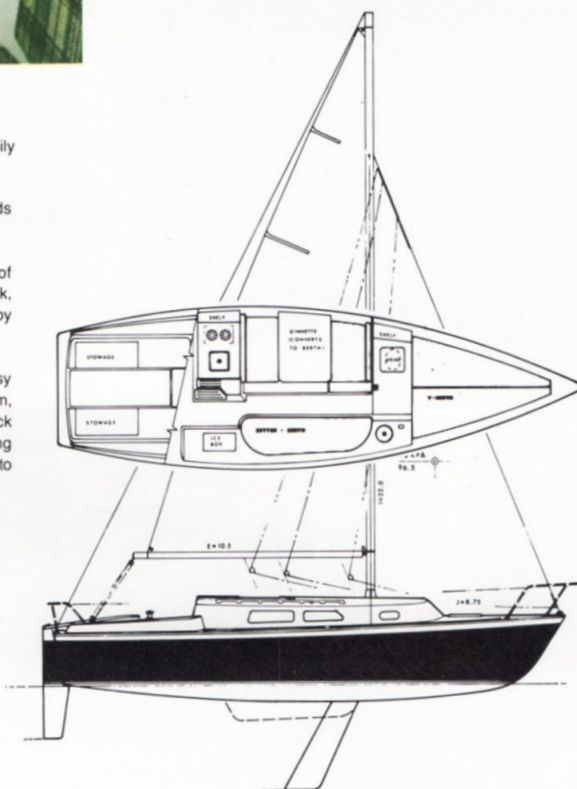
L.O.A. 24'	L.W.L. 21'5"	Beam 7'10"	Draft Keel Down 6'4"	Draft Keel Up 18"	Sail Area Main-126 sq. ft. Jib-96 sq. ft.	Genoa- 143 sq. ft. Spinnaker- 272 sq. ft.	Displacement 2,400 lbs.	Keel Weight 600 lbs.	Berths 5	Outboard Power Max 10 h.p.
---------------	-----------------	---------------	----------------------------	-------------------------	---	--	----------------------------	----------------------------	-------------	----------------------------------

Equipment and specifications subject to change without notice.



Optional equipment may be shown.

1. The Windrose 25, like all other Windroses, is easily beached after a day of sailing.
2. It's fun to sail on a brisk day with a party of friends on board.
3. You'll be surprised to see all of the comforts of home we've incorporated into 25 feet. Sit back, relax with your favorite drink and friends and enjoy yourself.
4. A large, conveniently placed galley provides easy work space with self-contained fresh water system, thru-hull drain, stove (optional) with butcher block cutting surface, and teak rack for storage of cooking supplies. The super large ice chest is adjacent to the galley.



SPECIFICATIONS

L.O.A. 24'8"	L.W.L. 22'1"	Beam 7'10"	Draft Keel Down 6'4"	Draft Keel Up 18"	Sail Area Main-126 sq. ft. Jib-96 sq. ft.	Genoa-143 sq. ft. Spinnaker- 272 sq. ft.	Displacement 2,500 lbs.	Keel Weight 600 lbs.	Berths 5	Outboard Power Max 10 h.p.
-----------------	-----------------	---------------	----------------------------	-------------------------	---	--	----------------------------	----------------------------	-------------	----------------------------------

WINDROSE 25^{T.M.}

Tremendous interior room extending forward into the "sit-up" V-berth, curved, comfortable settee across from the dinette table, a private head area complete with sink, a standard galley with spice shelf and an enormous ice chest with raised meat and cheese rack all are part of the many features of the Windrose 25. What makes her really unique is that all of the above is a reality even though she is a low profile trailerable, capable of launching at any lake ramp.

The standard pop-top creates an even larger main salon that enhances the already spacious cabin. And you can sit anywhere without having to bend forward to avoid hitting a bulkhead or cabinside. The 25 was designed for cruising comfort, and that she has, even on deck where there is plenty of deck area for sunbathing. A cockpit over 6' in length with high coamings completes the very livable accommodations.

When under sail, she is stiff and has the same superior, heavy wind abilities of the very stable Windrose 24. That makes her a fast, super cruising sailboat that all will enjoy.

STANDARD:

Cabin: Decorator fabric Scotchguarded cushions, galley complete with molded-in sink, fresh water supply, spice rack, very large ice chest with meat and cheese tray and space for a two-burner stove, curved settee with padded backrest, private head area with wash basin and shelf area, many storage areas, fiberglass hull liner, vinyl headliner, pop-top with 6'2" standing headroom, and tinted windows.

Deck: Main and jib sails, bow pulpit, foredeck hatch, mooring cleats, teak trim, hinged mast step, anodized mast and boom, all stainless steel standing rigging, topping lift on backstay, effective molded-in non-skid deck surface with molded-in toerail, self-bailing cockpit with two cockpit hatches with storage below.

Hull: Outboard bracket, retractable keel, trailer bow eye, waterline and sheer stripe color choice.

SPEEDBALL 14 — ONE DESIGN DAYSAILER



1



2



3



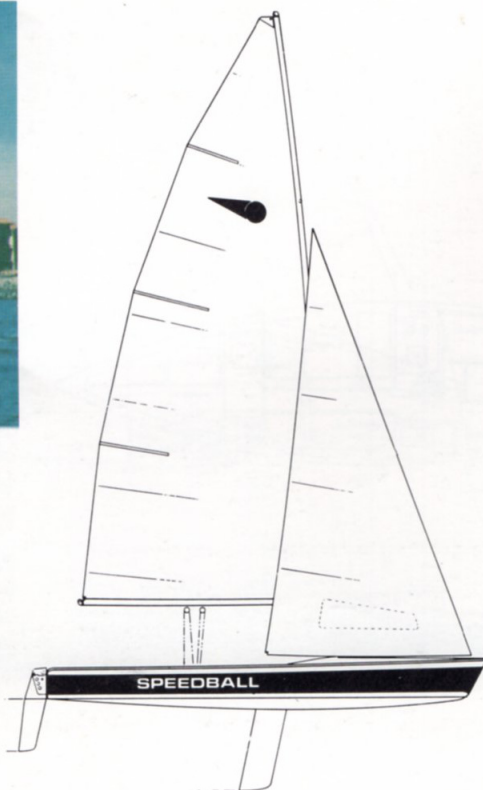
4



5

Optional equipment may be shown.

1. Super performance and easy to handle.
2. Sleek and beautiful upon the water, these Speedballs go for the mark in a regatta.
3. You'll enjoy the comradery that goes with owning a Speedball 14.
4. Two is an ideal crew for racing the Speedball 14, but she can be sailed by one to four persons.
5. The Speedball 14's flat hull is noted for its stability. Unlike many small boats, you can stand on the gunwale and not even get your feet wet.



Speedball 14—The Wind Machine. From the board of W. Shad Turner, the Speedball 14 is a fantastic performer. Its 128 square feet of sail quickly planes the race-lite hull of 225 lbs., and she is noted for fast starts. Upper and lower shrouds provide rigidity for the 22 foot mast. Her simple, well designed rig has all the go-fast on it to satisfy the most enthusiastic racer, and it's so well placed and thought out that it doesn't discourage the novice.

The Speedball 14 is raced as delivered to eliminate the need for costly optional equipment.

The Speedball 14 has stability uncommon to board boats, allowing you to stand on the gunwale without getting your feet wet. You'll have plenty of excitement and fun with your Speedball.

STANDARD:

- Internal wire main and jib halyards
- Deluxe mainsheet traveler with swivel cam cleat
- Boom Vang
- Cunningham
- Internal wire outhaul
- Jib sheet track and cars for fine tuning
- Sandwiched foam construction all handlaid
- Hiking straps
- Anodized mast and boom
- Wide selection of color choices: Orange, dark blue, bright yellow, red and white
- Mahogany board and fiberglass rudder
- Molded-in non-skid surface
- Extruded aluminum and tough rubber rub-rail
- Barney post for compass

SPECIFICATIONS

L.O.A. 14'3"	L.W.L. 13'6"	Beam 5'9"	Draft Board Down 3'	Draft Board Up 4"	Sail Area 128 sq. ft.	Displacement 225 lbs.	Capacity 1-4	Mast Height 22'
-----------------	-----------------	--------------	---------------------------	-------------------------	--------------------------	--------------------------	-----------------	--------------------

Equipment and specifications subject to change without notice.