

WINDROSE



by Laguna yachts inc.

THE WORLD OF WINDROSE

Windrose sailboats are some of the finest constructed boats available today. They are not expensive, however, they are built with care and quality materials to give you years of maintenance free enjoyment.

quality:

Standard rigging is stainless steel with stainless steel turnbuckles. Running rigging is of the finest available Dacron. Mast and boom are of anodized aluminum. The finish on every Windrose sailboat is superb, giving attention to details—Something you will appreciate when you take delivery of your boat and launch her for the first time.

construction:

All Windrose sailboats are of hand laid fiberglass assuring even application of materials. The hulls are one unit, laminated with care, layer by layer for solid strength. Decks are reinforced with wood to back up fittings and produce a rigid surface throughout the deck. Deck and hull are through bolted with **no** pop rivets or screws.

design:

You don't have to pay a lot of money to get a sailboat with good lines. Even if you're not planning to race your new boat, don't think that performance isn't important. We had these ideas in mind when we asked W. Shad Turner to do our yacht designs. Shad is one of the United States' hottest Naval Architects. Although most of his concentration has been on custom, one design racing yachts, Shad turned his expertise toward combining performance orientated sailboats—with sleek lines, and enough space and simplicity for beginning sailors and young families. The results—Windrose. Take a Windrose for a sail and see.

safety:

All Windrose sailboats are self righting. With maximum safety in mind, Windroses have a molded in non-skid deck surface that really is effective with a molded 1" scupperped toe rail for sure footing. All have self bailing cockpits with high coamings to keep you dry while adding an extra margin of safety and comfort. Windroses are ideal for young families, some optional safety items include: Life lines, stern pulpit, and teak handrails.

fellowship:

The Windrose National Class Association is open for membership to all owners. The association publishes a bi-monthly newsletter announcing nationwide races, regattas, tips on caring for and the optimum sailing of your boat, and recounts of memorable experiences by owners & their families. You'll have fun going new places and meeting new people with the association.

trailer and launching:

Easily managed, **even** by today's economy cars. With the hinged mast step (a standard feature) and mast carrier, rigging is a snap. Any Windrose can be rigged, launched, and retrieved by one person. Since all Windrose sailboats sit low on their trailers, there's no need for extendable tongue trailers and the related hassle. Launching and retrieving your Windrose will be smooth and easy.

why buy a retractable keel sailboat?

With slips and moorings becoming more difficult to find, many skippers have chosen to keep their boat out of the water between excursions. Freedom to sail in a variety of locations—that's a trailerable sailboat. The cast iron keel is easily raised and lowered, and the winch can be operated from the cockpit or from the cabin, enabling your Windrose to beach beautifully or adjust to an unpredictable lake bottom. The keel easily adjusts and locks in any position for fine tuned performance in all wind conditions.



performance

The Windrose 18 sails swiftly in the lightest breeze, but also performs extremely well in heavy air. The keel winch easily adjusts and locks the keel in any position, for fine tuned performance in any wind condition.

beauty

This fine sloop of Shad Turner design is unlike any other sailboat of comparable size on the market. The beautiful, sleek lines resemble a mini quarter-ton, with exciting performance making her fast and responsive.



accommodations

The most amazing thing about the Windrose 18 is below deck. The mast step, so space limiting in many boats, has been replaced by a load bearing molded beam to open up the cabin to amazing roominess able to sleep four.

launch with ease

Launching is so easy with the Windrose 18. She floats smoothly off the trailer and can be launched with the most compact of cars, including Pinto, Fiat, Chevette, Datsun and Toyota.



L.O.A. 18'5"	L.W.L. 15'10"	Beam 7'	Draft Keel Down 4'	Draft Keel Up 12"	Sail Area Main-70 sq ft Jib-81 sq ft	Displacement 1,500 lbs	Keel Weight 400 lbs	Berths 4	Outboard Power Max 6 hp	Ratings M.O.R.C. 14.6
-----------------	------------------	------------	--------------------------	-------------------------	--	---------------------------	------------------------	-------------	-------------------------------	-----------------------------



good lines

Sleek and beamy, her lines enable her to be smooth and responsive. She is very fast, yet her 600 lbs. cast iron keel allows her to be stiff and stable. She handles well in any air and responds with the lightest touch.

headroom

Although she's racey, she will be a good cruiser too. For comfort on fair weather days, she can be sailed with the pop-top up giving 6'2" headroom throughout most of the cabin.



easy

Whether you are a seasoned sailor or if this is your first boat, you will appreciate the ease with which she can be handled. You don't have to be an expert.



comfortable

She has a wide open cabin, spacious and airy with stowable dinette table and slide-away galley, in view only when you want them. She sleeps four with ease. Her interior decor choices are bright and beautiful with optional color coordinated carpet, scotchguard fabric cushions and curtains.



L.O.A. 21'7"	L.W.L. 19'	Beam 8'	Draft Keel Down 5'9"	Draft Keel Up 1'5"	Sail Area Main-101 sq ft Jib-105 sq ft	Lapper-120 sq ft Genoa-160 sq ft	Displacement 1,980 lbs	Keel Weight 600 lbs	Berths 4	Outboard Power Max 10 hp
-----------------	---------------	------------	----------------------------	--------------------------	--	-------------------------------------	---------------------------	---------------------------	-------------	--------------------------------



cruising

The Windrose 24 is the ideal family cruiser. With her 700 lb. cast iron retractable keel, she has stiff sailing characteristics that allow her to perform beautifully in off shore breezes or inland lakes. She's graceful and roomy with a cockpit over 7-1/2 feet long.

fast

The 24 has established a reputation as one of the fastest trailerable's made. They have won races from coast-to-coast, your Windrose will give you the performance you want and expect.



versatile

Your Windrose adventure is not limited to local waters. She trails easily making new territories accessible; and can even accommodate your family en-route. One of her best features is an easy to raise pop-top, creating 6'2" standing headroom throughout the main cabin area.

spacious

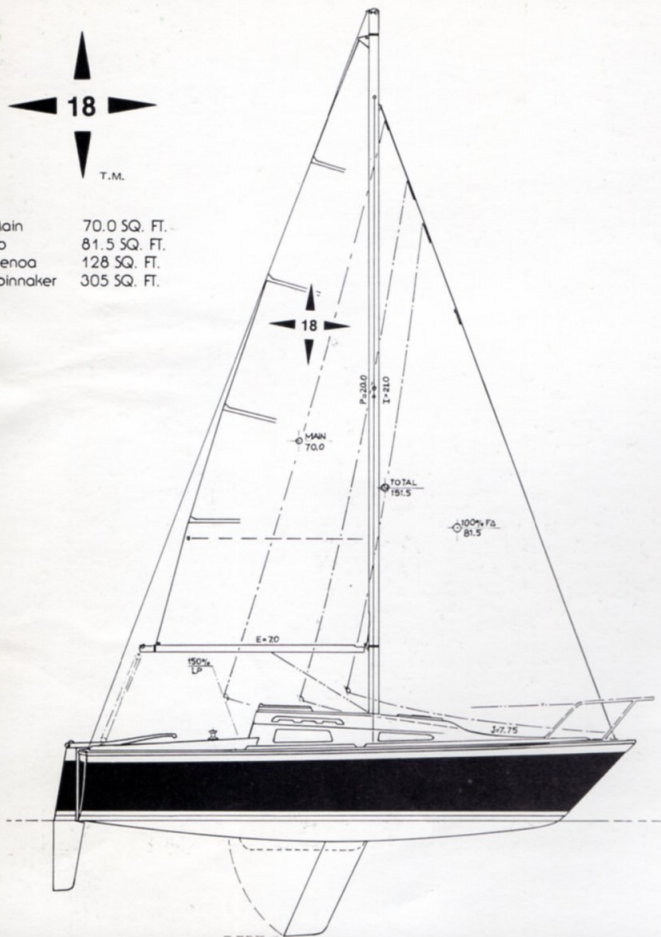
Below decks you will find a beautiful, easy to maintain inner hull liner trimmed in teak wood, with built in storage space. To create flexibility and spaciousness, the W-24 offers a slide-away galley with self contained water supply, stainless steel sink, ice chest, teak utility drawer, and space for a two burner stove.



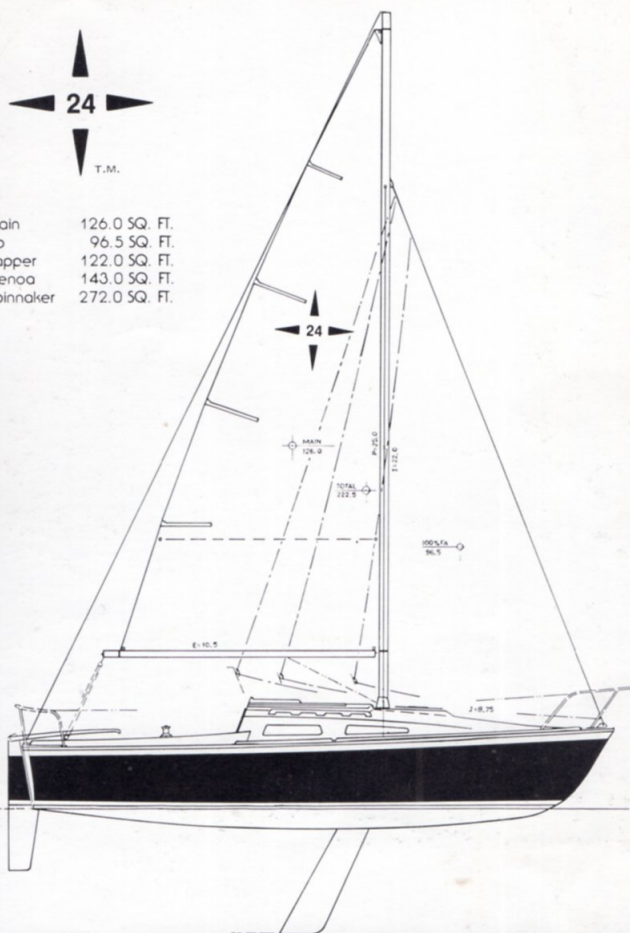
L.O.A. 24'	L.W.L. 22'5"	Beam 7'10"	Draft Keel Down 5'1"	Draft Keel Up 1'8"	Sail Area Main-126 sq ft Jib-96 sq ft	Genoa-143 sq ft Spinnaker-272 sq ft	Displacement 2,400 lbs	Keel Weight 700 lbs	Berths 5	Outboard Power Max 10 hp
---------------	-----------------	---------------	----------------------------	--------------------------	---	--	---------------------------	------------------------	-------------	--------------------------------



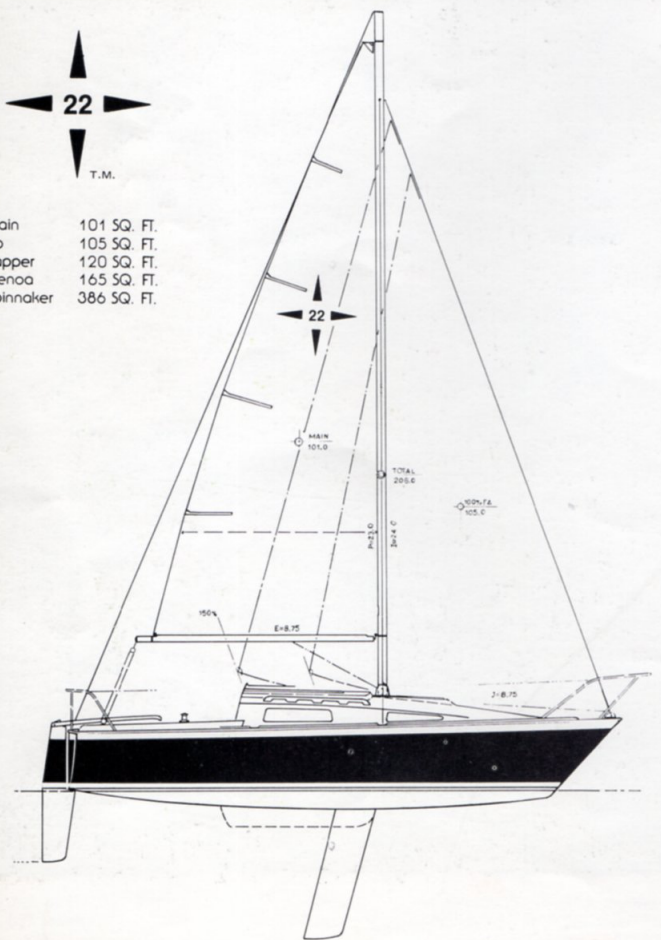
Main 70.0 SQ. FT.
Jib 81.5 SQ. FT.
Genoa 128 SQ. FT.
Spinnaker 305 SQ. FT.



Main 126.0 SQ. FT.
Jib 96.5 SQ. FT.
Lapper 122.0 SQ. FT.
Genoa 143.0 SQ. FT.
Spinnaker 272.0 SQ. FT.



Main 101 SQ. FT.
Jib 105 SQ. FT.
Lapper 120 SQ. FT.
Genoa 165 SQ. FT.
Spinnaker 386 SQ. FT.



YOUR LOCAL WINDROSE DEALER

WINDMAGIC SAILBOATS
2538 Ocean Cove
Cardiff by the Sea, CA. 92007
(714) 436-9053

Laguna yachts inc.

1630 South Sinclair
Anaheim, California 92806
(714) 634-2484