


**SPARKMAN & STEPHENS' OUTSTANDING 30
NOW... A FULL-FLEDGED 3/4 TON RACER!**

THE NEW
YANKEETM
30
Mark III



YANKEE MARK III

Sleek, beautiful lines, racing performance, handsome accommodations and safety... nothing's compromised in the new $\frac{3}{4}$ ton IOR Mark III version of the famous Yankee 30!



Designed by Sparkman & Stephens expressly for Yankee Yachts, as an optimum performance racing/cruising sloop with a tall rig to make her go fast in the light stuff, high ballast to displacement ratio to make her stiff and dry to weather, and a bustle and skeg-mounted rudder for ideal handling off the wind, the Yankee 30 has been a consistent winner in nationwide competition from her first race.


Now Sparkman & Stephens and Yankee Yachts make a great boat even more competitive as a $\frac{3}{4}$ ton level racer! Taller mast, greater sail area and increased ballast bring her right up to the IOR Mark III rule.



In keeping with Yankee Yachts' established reputation for fast, powerful boats as rugged as they are handsome, hull in one-piece, 100% hand layup fiberglass construction with molded in contrasting boot top, cove stripe and 4850 lb. external cast lead ballast.

Exceptionally firm deck, with molded in non-skid, teak toerail and trim, is also executed in 100% hand layup construction with $\frac{1}{2}$ " balsa core and reinforced fastening areas sandwiched between fiberglass laminations then bolted and bonded to the hull by Yankee Yachts' positive lip-over method.

The brand new, wide-open main cabin with its 6' head-room, folding table and aft galley with optimum storage makes her an even better offshore racer/cruiser. Large hanging locker, ample storage drawers for all passengers, enclosed head, settee berths, two 6'8" V berths forward and new quarter berth provide comfortable accommodations for five. Reliable auxiliary power is furnished by the time proven 30 h.p. Universal Atomic Four.

1. Yankee stemhead fitting with Avdel tack pin and bow pulpit with port and starboard running lights mounted for visibility under sail.
2. Recessed engine controls for safety and convenience.
3. Roller bearing mainsheet traveller with fiddle block and cam cleat, four ball bearing mainsheet blocks, internal boom lift.



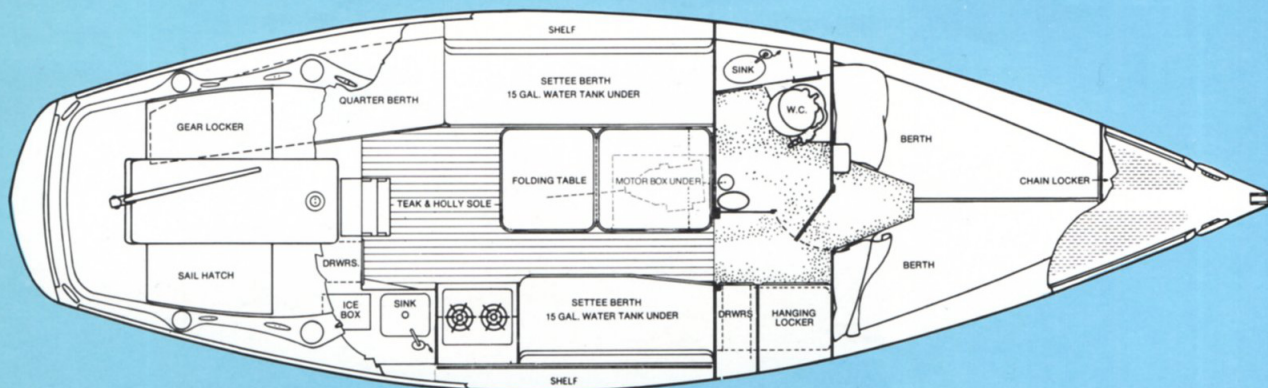


Interior trim is in varnished Philippine mahogany, crafted with the care and beautiful workmanship yachtsmen have come to expect of Yankee Yachts. Atomic Four inboard motor is installed under table for best weight displacement and ease of maintenance.

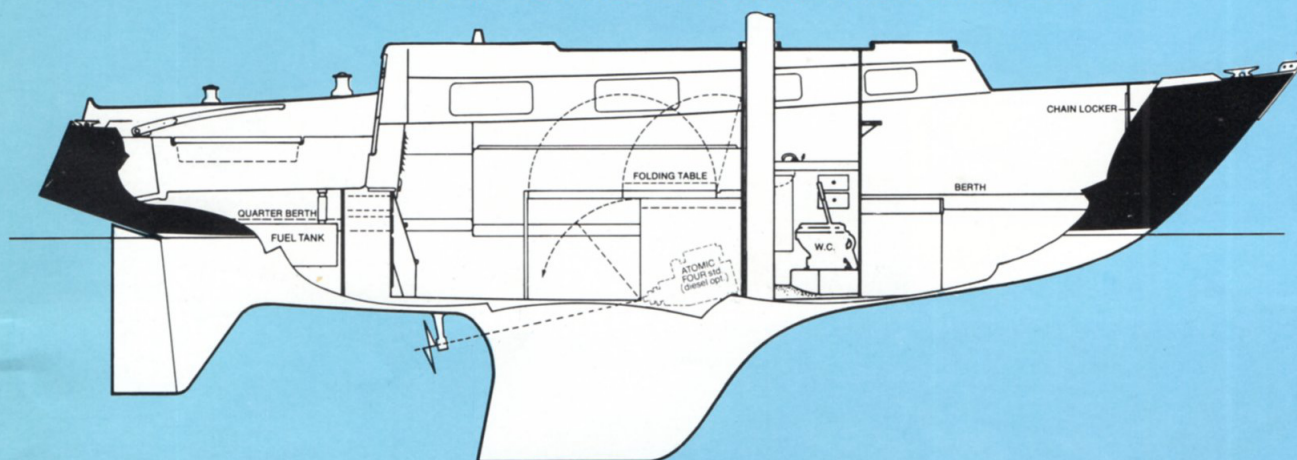


Every Yankee 30 undergoes a thorough water test in the company test tank.

Designed by Sparkman & Stephens... proudly built by Yankee Yachts



l.o.a. 30'0 1/2" / beam 9'0" / l.w.l. 25'0" / sail 481.5 sq. ft. / displ. 10,000 lbs. / ballast 4850 lbs.



This STANDARD equipment makes the YANKEE 30 Mk. III the finest 3/4 ton value afloat!

- One piece 100% hand lay-up fiberglass hull with molded-in contrasting boot-top.
- One piece 100% hand lay-up fiberglass deck with molded-in non-skid.
- Complete headliner.
- 8 portlights.
- Large folding formica table, mahogany trim.
- Complete galley with ice chest, sink, two 15-gal. water tanks, compartment for stove and oven.
- Settee berths (P&S) and starboard quarter berth aft.
- Two 6'8" berths in forward compartment — plus large chain locker.
- Enclosed head installation with sink and storage compartment.
- Expanded vinyl interior cushions.
- Atomic Four gasoline inboard engine with blower.
- Teak toerail and trim encircle entire boat.
- Two teak cabin top handrails.
- Yankee custom Le Fiehl elliptical mast, keel stepped.
- Boom — Round aluminum 6061-T6 with track. Equipped with Mariner clew outhaul, 4:1 purchase. Internal boom lift.
- Stainless steel standing rigging — 3/32" head and backstays, 1/4" upper shrouds, 3/32" lower shrouds, all with toggles. Headstay with special toggle aloft — Backstay with

- adjustable turnbuckle handles — 5/32" midstay with quick release.
- Special masthead with provision for internal halyards, 4 large aluminum sheaves with special bearings, offset spinnaker halyard cranes.
- Running rigging — stainless steel main and jib halyards with dacron rope tails. Dacron main and jib sheets.
- Electrical — Cabin, running and masthead lights. Fused panel with 7 switches.
- Valves on all underwater thru-hull fittings.
- Oak tiller.
- Teak companionway drop slides.
- Stern cleats.
- 15" by 29" custom Yankee stemhead fitting with Avdel pin, two 7" bow cleats.
- Sheet winch islands with cleats.
- Two 7" halyard cleats on mast.
- Four ball-bearing mainsheet blocks.
- Mariner "Whiz-bang" mainsheet traveller track and car with taglines and fiddle block and cam cleat.
- Twenty feet of genoa track — Merriman 1" extruded aluminum "T" track with roller type genoa fairleads.
- Yankee custom bow pulpit with port and starboard running lights mounted for visibility while sailing with genoa.

NOTE: Equipment shown in pictures in brochure is typical, but not necessarily standard. Check specifications and standard equipment and options list. Prices and Specifications Subject to Change Without Notice.

DEALER:

YANKEE YACHTS

2724 SOUTH GRAND AVENUE, SANTA ANA, CALIFORNIA 92705 - Phone: (714) 557-9955